



US00D638594S

(12) **United States Design Patent**
Kaminer et al.

(10) **Patent No.:** **US D638,594 S**

(45) **Date of Patent:** **** May 24, 2011**

(54) **QUILTED FABRIC STEAM POCKET FOR A STEAM APPLIANCE**

(75) Inventors: **Brian F. Kaminer**, Harrison, NY (US);
Charles Boulos, Milford, MA (US);
James N. Lewiecki, Essex, MA (US);
Kathleen Jones, Somerville, MA (US);
Ognjen Vrdoljak, Laval (CA)

(73) Assignee: **Euro-Pro Operating LLC**, Newton, MA (US)

(**) Term: **14 Years**

(21) Appl. No.: **29/377,664**

(22) Filed: **Oct. 25, 2010**

Related U.S. Application Data

(63) Continuation of application No. 29/335,410, filed on Apr. 15, 2009, now Pat. No. Des. 626,302.

(51) **LOC (9) Cl.** **04-01**

(52) **U.S. Cl.** **D32/40; D32/50**

(58) **Field of Classification Search** D32/40,
D32/50, 51; 15/116.2, 119.2, 146, 147.1,
15/147.2, 176.1, 208, 209.1, 220.1, 228,
15/229.3, 229.8, 231

See application file for complete search history.

(56) **References Cited**

U.S. PATENT DOCUMENTS

1,420,180	A	6/1922	Casmier	
1,643,637	A	9/1927	Chadwick	
D185,727	S	7/1959	Yamen et al.	
2,929,087	A *	3/1960	Salmon	15/229.8
D206,748	S	1/1967	Mabie et al.	
3,593,359	A	7/1971	Strauss	
3,792,505	A *	2/1974	Saltzstein	15/231
D245,473	S	8/1977	Heninger	
4,685,167	A	8/1987	Murray	
D302,058	S	7/1989	Brooks	
5,177,831	A *	1/1993	Wirth	15/235

D358,238	S *	5/1995	Barnett	D32/50
5,455,980	A *	10/1995	Buchanan	15/228
D384,209	S	9/1997	Driggers	
D391,715	S *	3/1998	Irwin et al.	D32/50
D426,039	S *	5/2000	Tintelnot et al.	D32/40
D427,401	S *	6/2000	Kunkler	D32/50
D460,232	S	7/2002	Weihrauch	
D471,334	S	3/2003	Reede	
6,651,290	B2 *	11/2003	Kingry et al.	15/231
D518,935	S *	4/2006	Leitch et al.	D32/50
D525,877	S	8/2006	Wingfield	
D536,176	S	2/2007	Ramirez	
D544,667	S	6/2007	Nelson et al.	

(Continued)

FOREIGN PATENT DOCUMENTS

DE 44 27 672 A1 2/1996

(Continued)

Primary Examiner — Nanda Bondade

(74) *Attorney, Agent, or Firm* — Wolf, Greenfield & Sacks, P.C.

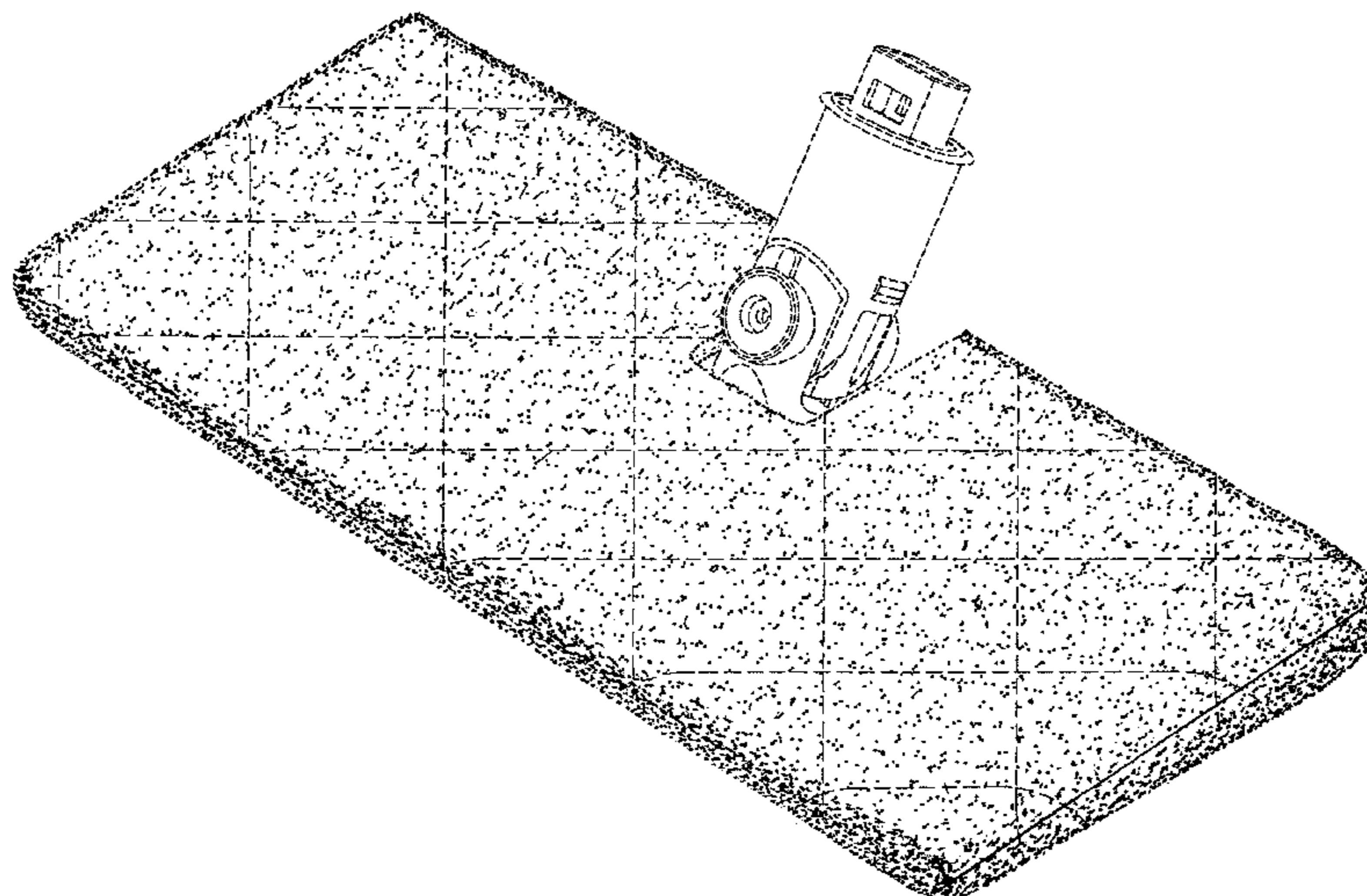
(57) **CLAIM**

The ornamental design for a quilted fabric steam pocket for a steam appliance, as shown and described.

DESCRIPTION

FIG. 1 is a top perspective view of a quilted fabric steam pocket for a steam appliance showing our new design; FIG. 2 is a top plan view thereof; FIG. 3 is a bottom plan view thereof; FIG. 4 is a rear elevational view thereof; FIG. 5 is a front elevational view thereof; FIG. 6 is a right side view thereof; FIG. 7 is a left side view thereof; and, FIG. 8 is a reduced front perspective view of the quilted fabric steam pocket of FIG. 1 installed on a steam mop. The broken line showing on the drawing disclosure is for illustrative purposes only and forms no part of the claimed design.

1 Claim, 7 Drawing Sheets



US D638,594 S

Page 2

U.S. PATENT DOCUMENTS

D547,069 S 7/2007 Braithwaite et al.
D549,415 S 8/2007 Trotter et al.
D554,815 S 11/2007 Harper et al.
D560,868 S 1/2008 So
D575,918 S 8/2008 Rosenzweig et al.
D592,406 S 5/2009 Gallardo
7,540,056 B2 6/2009 Dotterman et al.
D599,518 S 9/2009 Vrdoljak
7,600,401 B2 10/2009 Rosenzweig
D610,023 S 2/2010 Morlet et al.

7,669,280 B2 3/2010 Rosenzweig
D618,410 S 6/2010 Libman et al.
D626,302 S 10/2010 Kaminer et al.
D626,711 S 11/2010 Kaminer et al.
2005/0229349 A1 10/2005 Foser
2010/0272948 A1 10/2010 Kaminer et al.

FOREIGN PATENT DOCUMENTS

EP 1704808 A1 9/2006

* cited by examiner

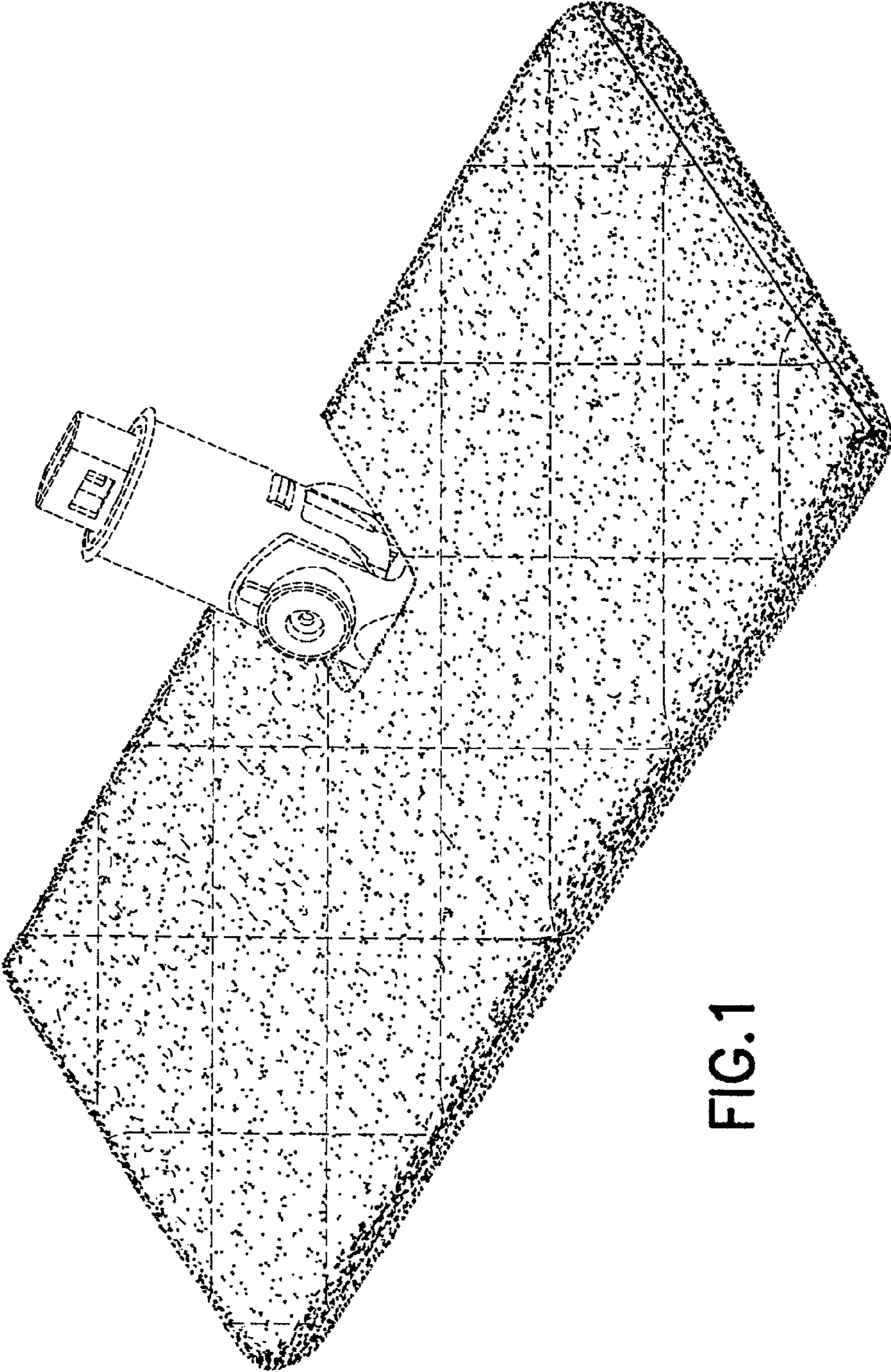


FIG. 1

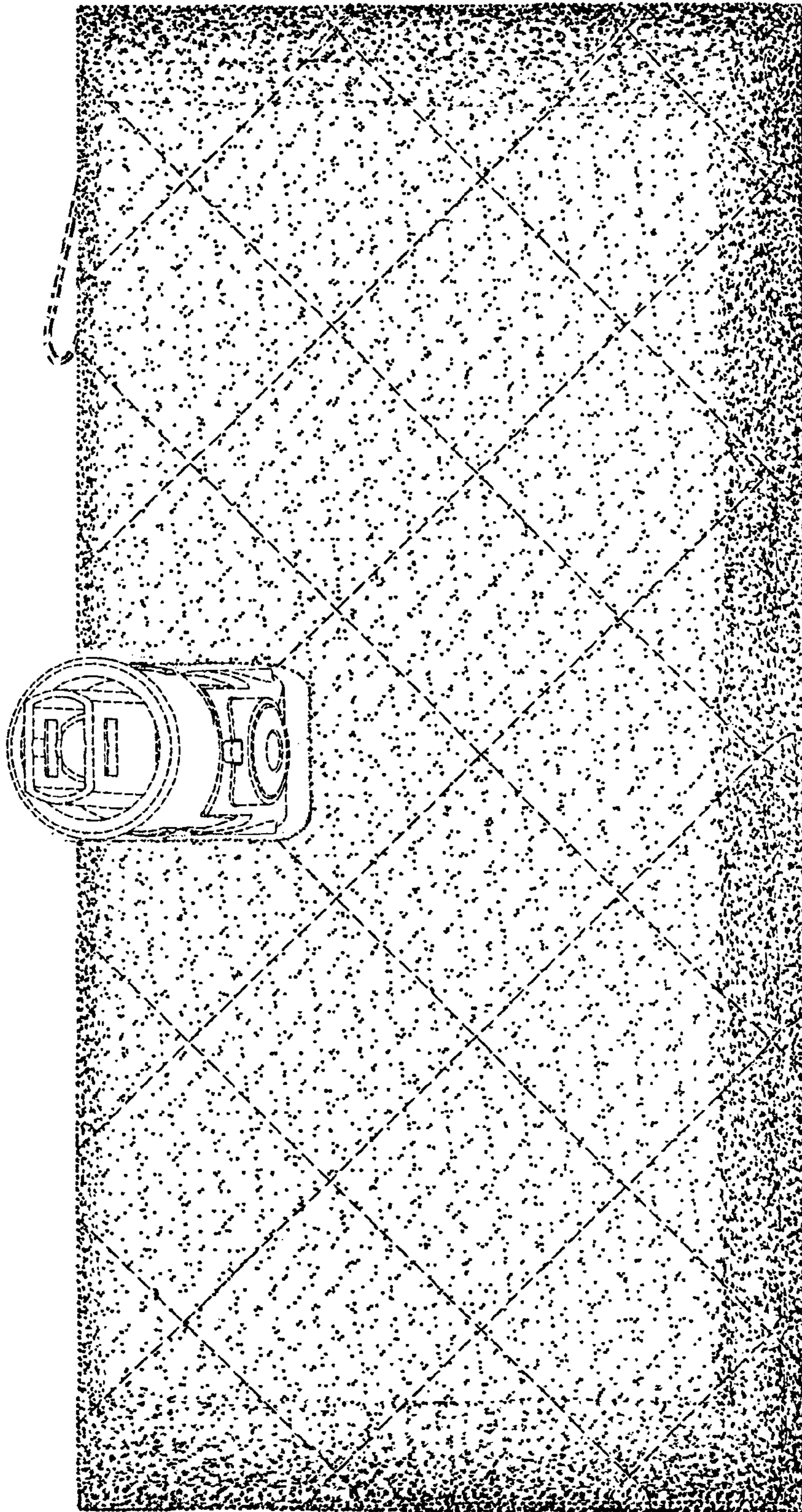


FIG.2

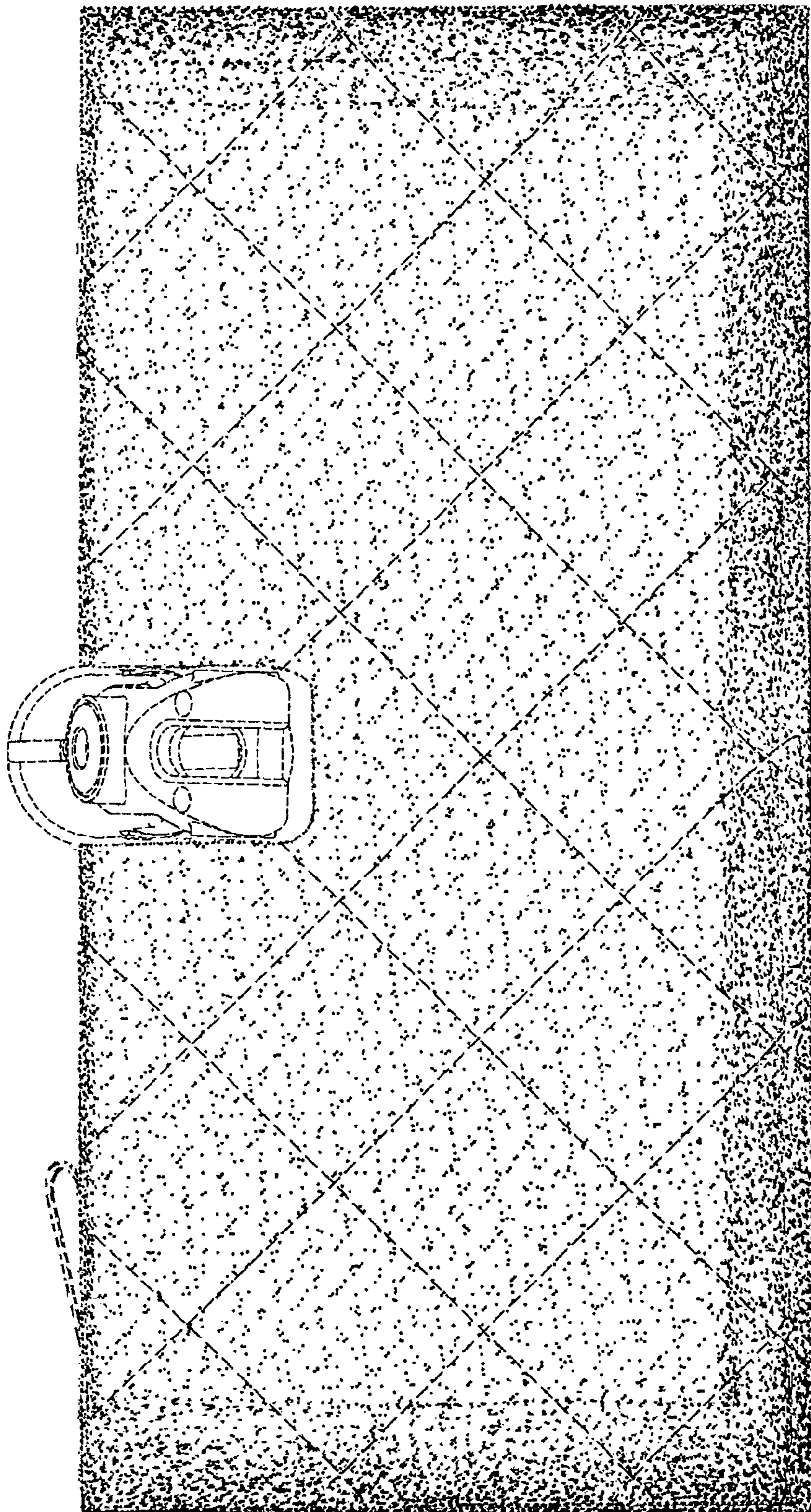


FIG.3

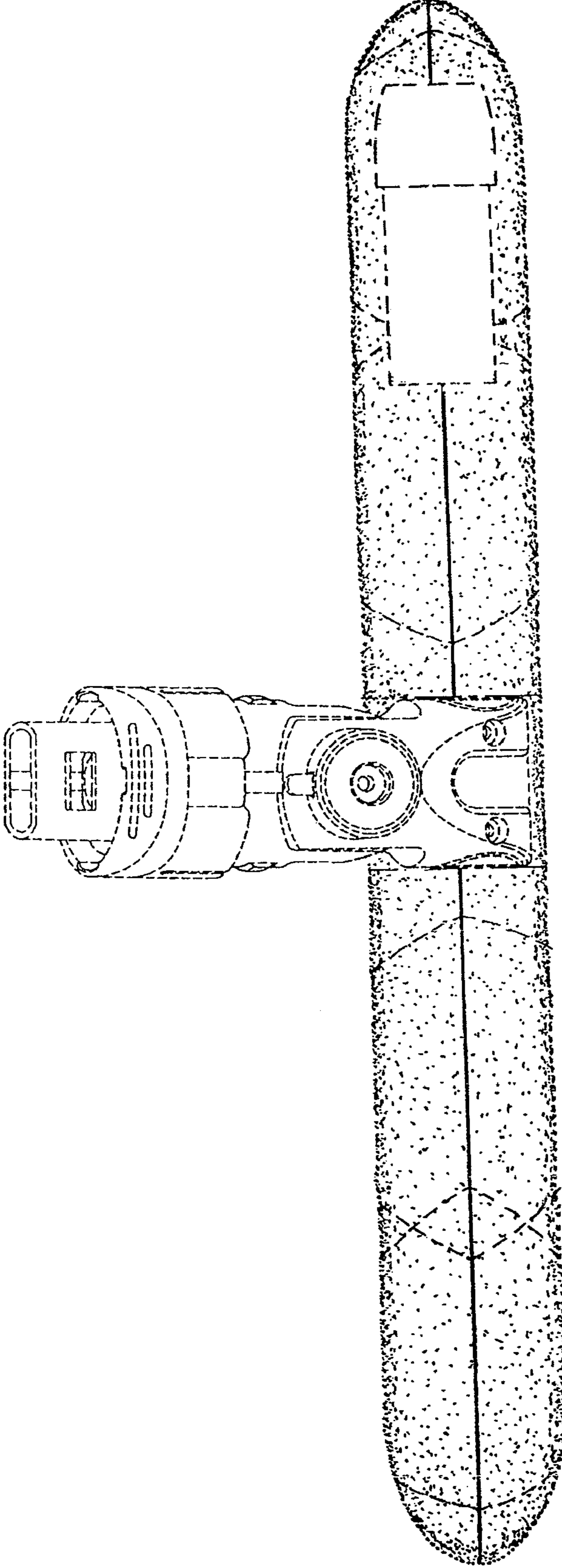


FIG. 4

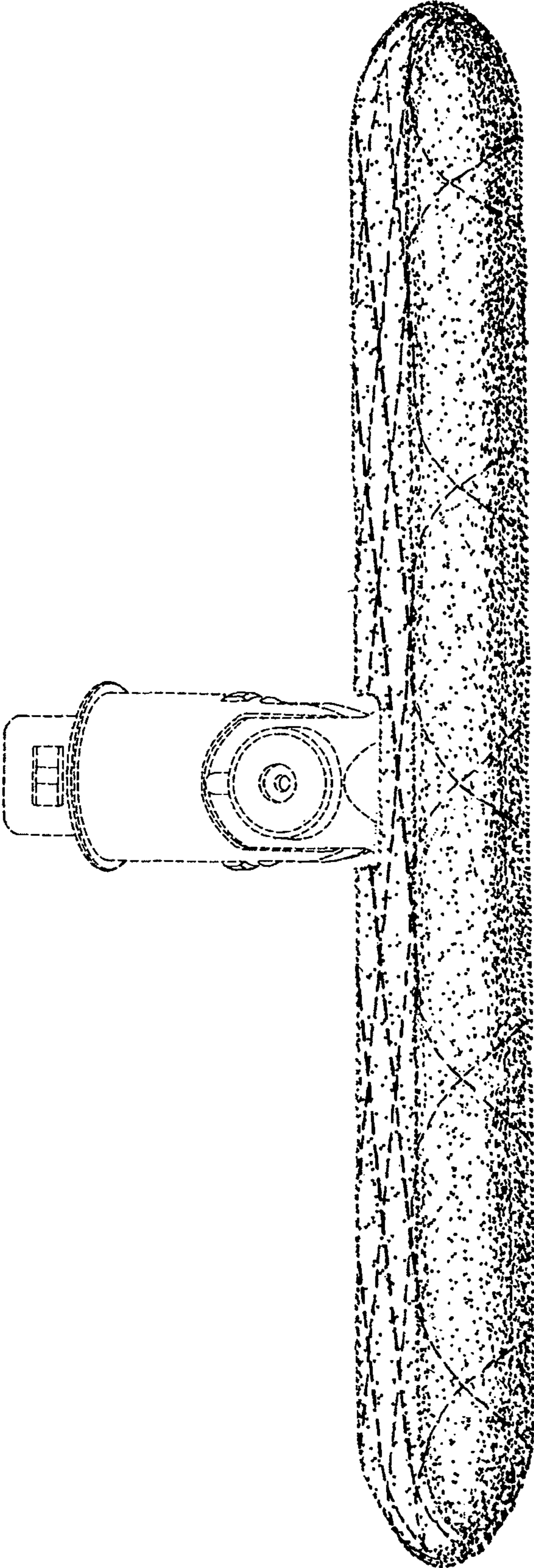


FIG.5

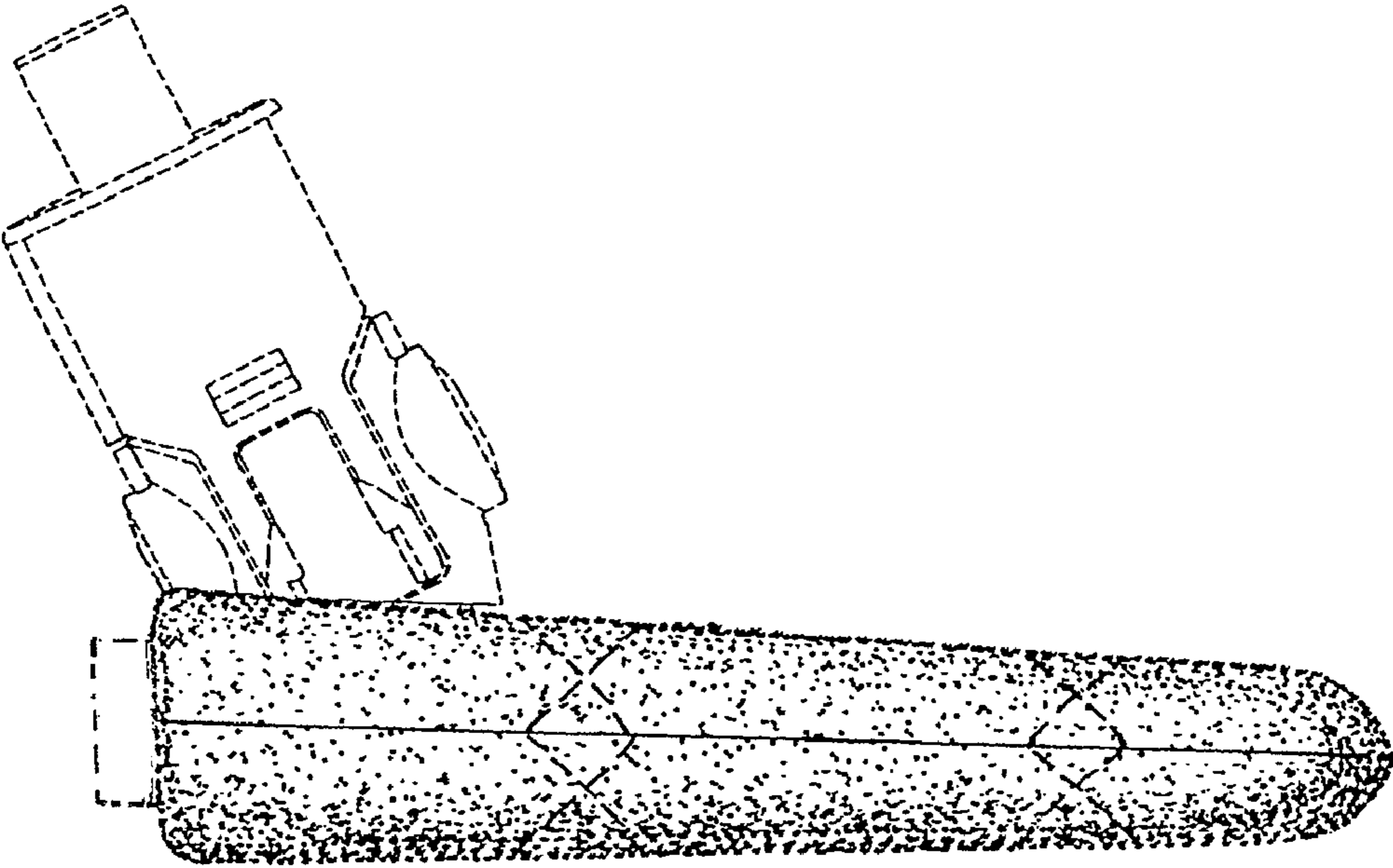


FIG. 6

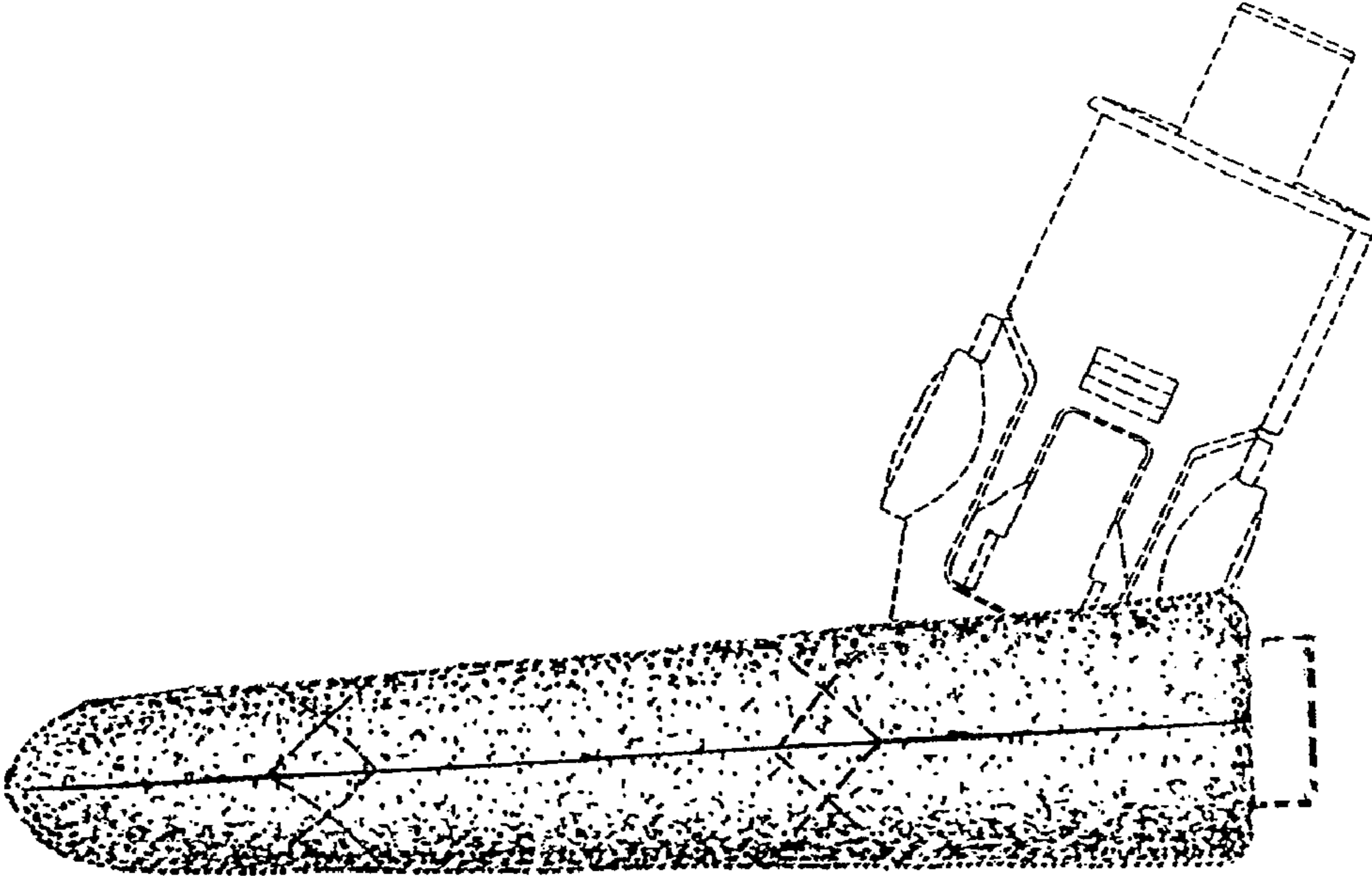


FIG. 7

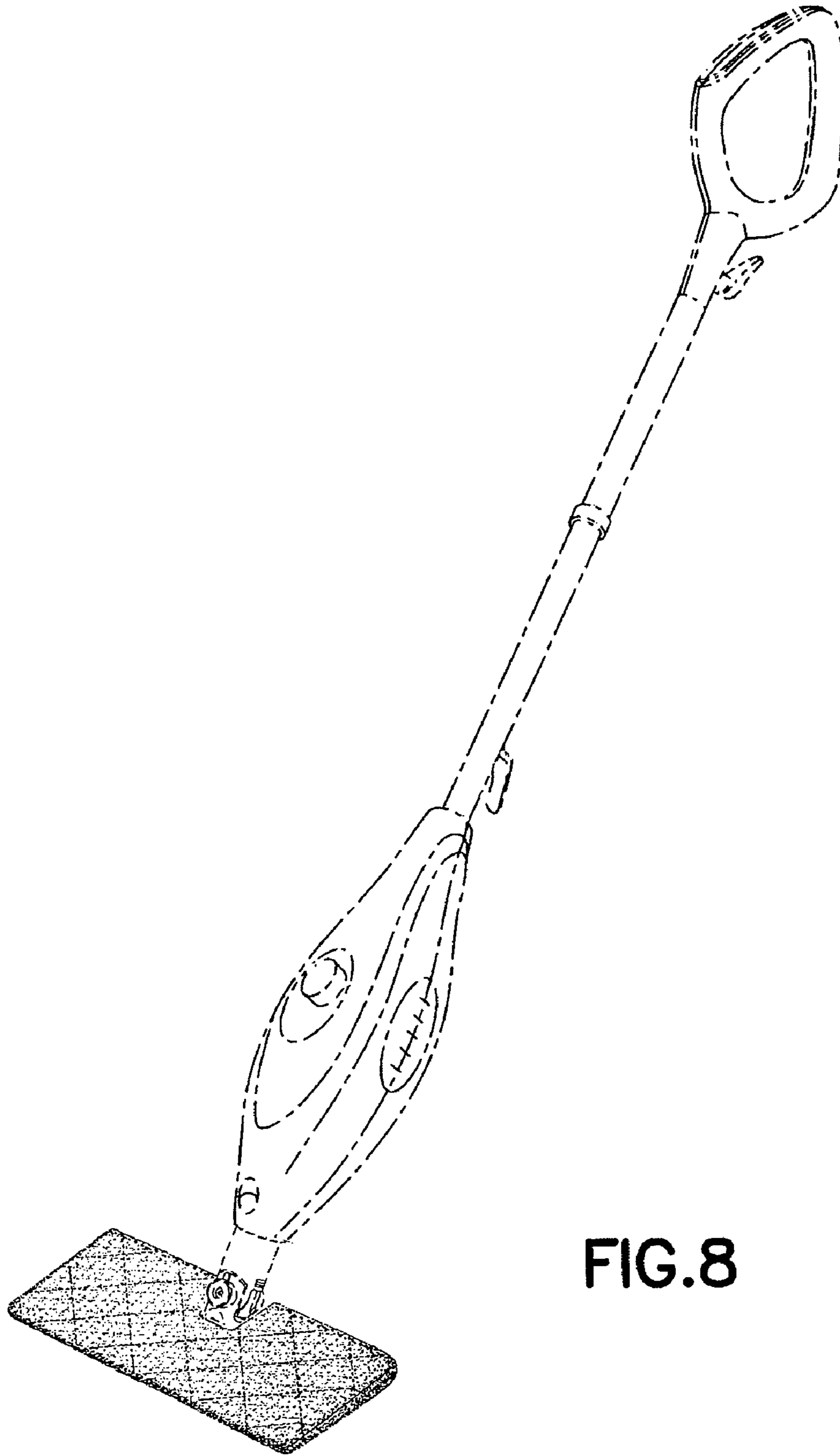


FIG. 8