

US00D638592S

(12) **United States Design Patent**  
**Suh**

(10) **Patent No.:** **US D638,592 S**

(45) **Date of Patent:** **\*\* May 24, 2011**

(54) **CLOTHES DRYER**

(75) Inventor: **Eu Gene Suh**, Seoul (KR)

(73) Assignee: **LG Electronics Inc.**, Seoul (KR)

(\*\*) Term: **14 Years**

(21) Appl. No.: **29/363,903**

(22) Filed: **Jun. 16, 2010**

(30) **Foreign Application Priority Data**

Dec. 18, 2009 (KR) ..... 30-2009-0055999

(51) **LOC (9) Cl.** ..... **15-05**

(52) **U.S. Cl.** ..... **D32/8**

(58) **Field of Classification Search** ..... D32/1,  
D32/5-6, 8, 10, 25; 68/3 R, 5 C, 5 R, 12.01,  
68/12.08; 34/87-88, 90, 103-104, 201-202,  
34/218, 523-524, 603, 621-622; 38/1 A;  
312/31; D15/79, 80, 81, 82, 83, 84, 85

See application file for complete search history.

(56) **References Cited**

**U.S. PATENT DOCUMENTS**

2,443,069	A *	6/1948	Gayring	.....	68/5 C
2,704,896	A *	3/1955	Hopkins	.....	34/76
2,741,113	A *	4/1956	Norkus	.....	68/205 R
D191,951	S *	12/1961	Beduhn	.....	D32/10
3,049,903	A *	8/1962	Sussman	.....	68/5 C
3,102,796	A *	9/1963	Erickson	.....	34/75
D197,085	S *	12/1963	Bequette	.....	D32/8
D221,586	S *	8/1971	Dison	.....	D32/1
3,670,425	A *	6/1972	Benjamin et al.	.....	34/542
3,739,496	A *	6/1973	Buckley et al.	.....	34/210
3,805,561	A *	4/1974	Bullock	.....	68/5 C
4,180,919	A *	1/1980	Baltes	.....	34/449
4,682,424	A *	7/1987	Irving	.....	34/621
5,094,020	A *	3/1992	Wingfield et al.	.....	38/1 A
5,152,077	A *	10/1992	Liang	.....	34/77
5,305,484	A *	4/1994	Fitzpatrick et al.	.....	8/149.3
5,555,640	A *	9/1996	Ou	.....	34/202
5,755,040	A *	5/1998	Ou	.....	34/202

5,815,961	A *	10/1998	Estes et al.	.....	38/14
6,018,885	A *	2/2000	Hill	.....	34/202
6,189,346	B1 *	2/2001	Chen et al.	.....	68/5 R
6,238,029	B1 *	5/2001	Marzec et al.	.....	312/265.3
6,427,365	B2 *	8/2002	MacGregor et al.	.....	38/1 A
D476,782	S *	7/2003	Huddleston	.....	D32/6
6,868,621	B1 *	3/2005	Grimm et al.	.....	34/92
7,060,106	B2 *	6/2006	Kleker	.....	8/149.1
7,093,374	B2 *	8/2006	Yang et al.	.....	34/60
7,235,109	B2 *	6/2007	Kleker	.....	8/149.3
7,367,137	B2 *	5/2008	Jonsson et al.	.....	34/265
D622,456	S *	8/2010	Kim et al.	.....	D32/8
2004/0134087	A1 *	7/2004	Meyer	.....	34/90
2004/0206131	A1 *	10/2004	Kleker	.....	68/5 C
2006/0101867	A1 *	5/2006	Kleker	.....	68/5 C
2007/0151302	A1 *	7/2007	Kendall et al.	.....	68/3 R
2007/0266740	A9 *	11/2007	Kendall et al.	.....	68/3 R
2009/0126421	A1 *	5/2009	Kim et al.	.....	68/5 C

\* cited by examiner

*Primary Examiner* — T. Chase Nelson

*Assistant Examiner* — Kathleen M Sims

(74) *Attorney, Agent, or Firm* — Morgan, Lewis & Bockius LLP

(57) **CLAIM**

The ornamental design for a clothes dryer, as shown and described.

**DESCRIPTION**

FIG. 1 is a top, front, perspective view of a clothes dryer showing my new design;  
FIG. 2 is a front view thereof;  
FIG. 3 is a rear view thereof;  
FIG. 4 is a left side view thereof;  
FIG. 5 is a right side view thereof;  
FIG. 6 is a top view thereof;  
FIG. 7 is a bottom view thereof; and,  
FIG. 8 is a reference view thereof.

The broken lines showing portions of a clothes dryer are included for the purpose of illustrating environmental structure and form no part of the claimed design.

**1 Claim, 7 Drawing Sheets**

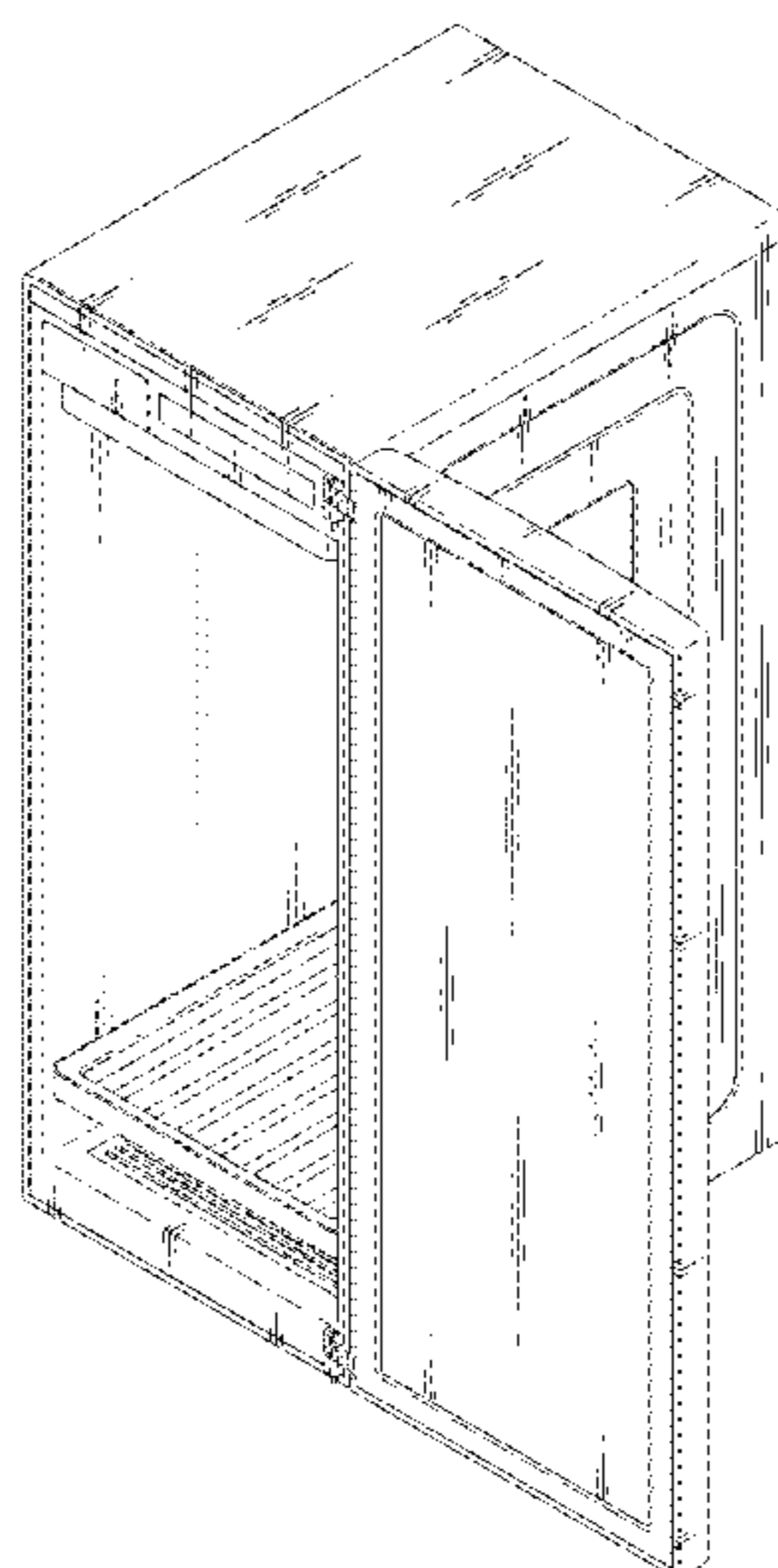


FIG. 1

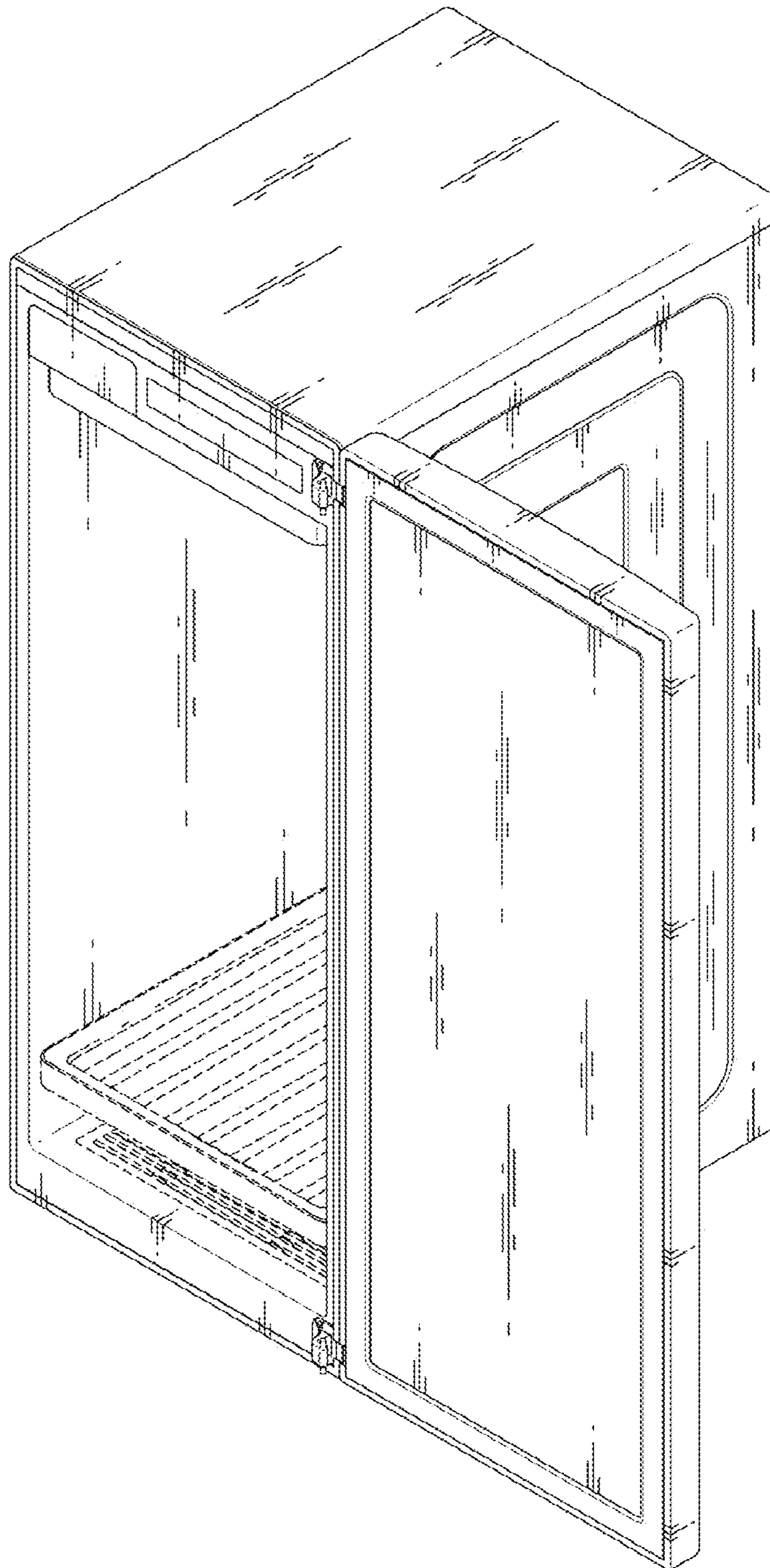


FIG. 2

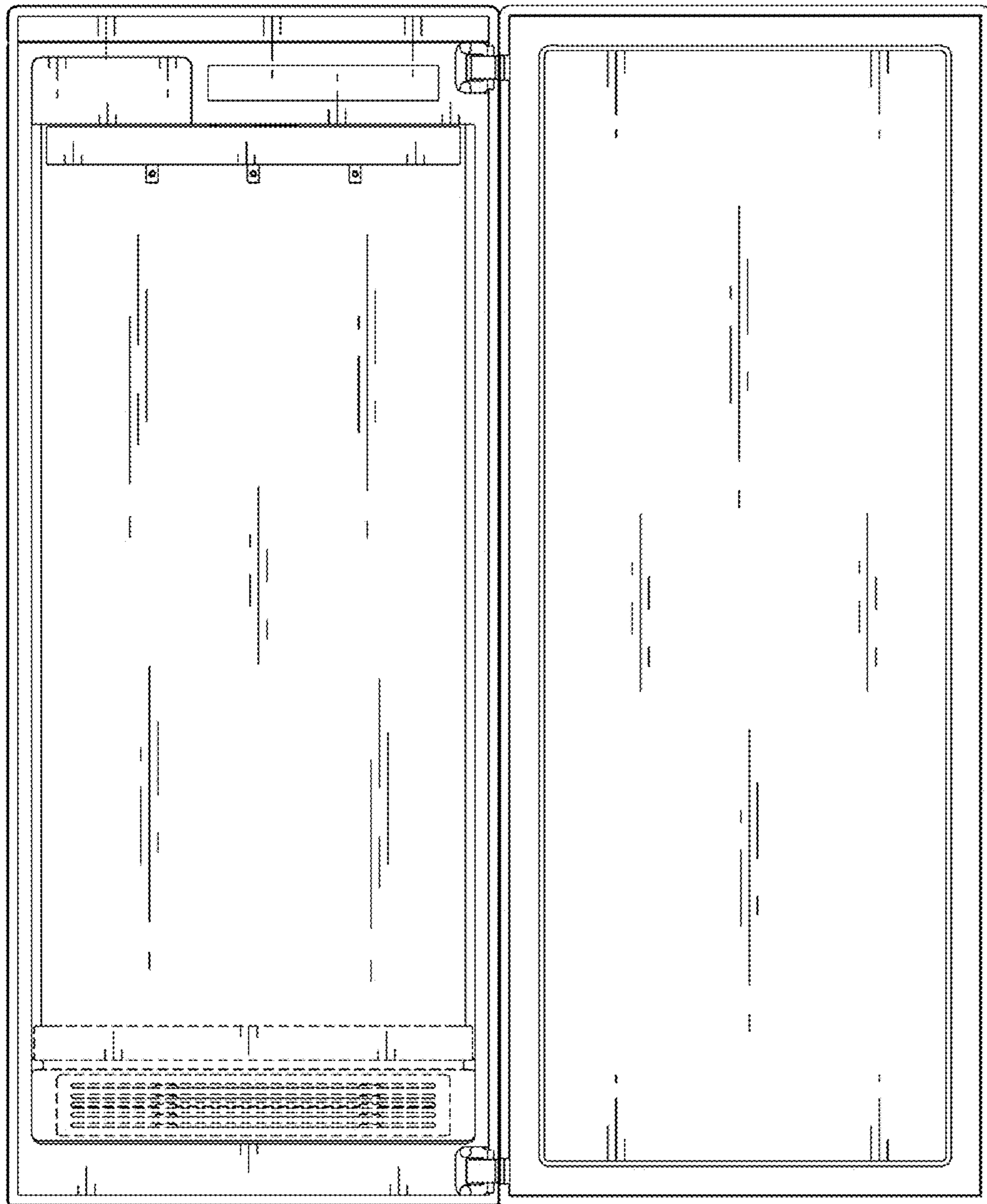




FIG. 3

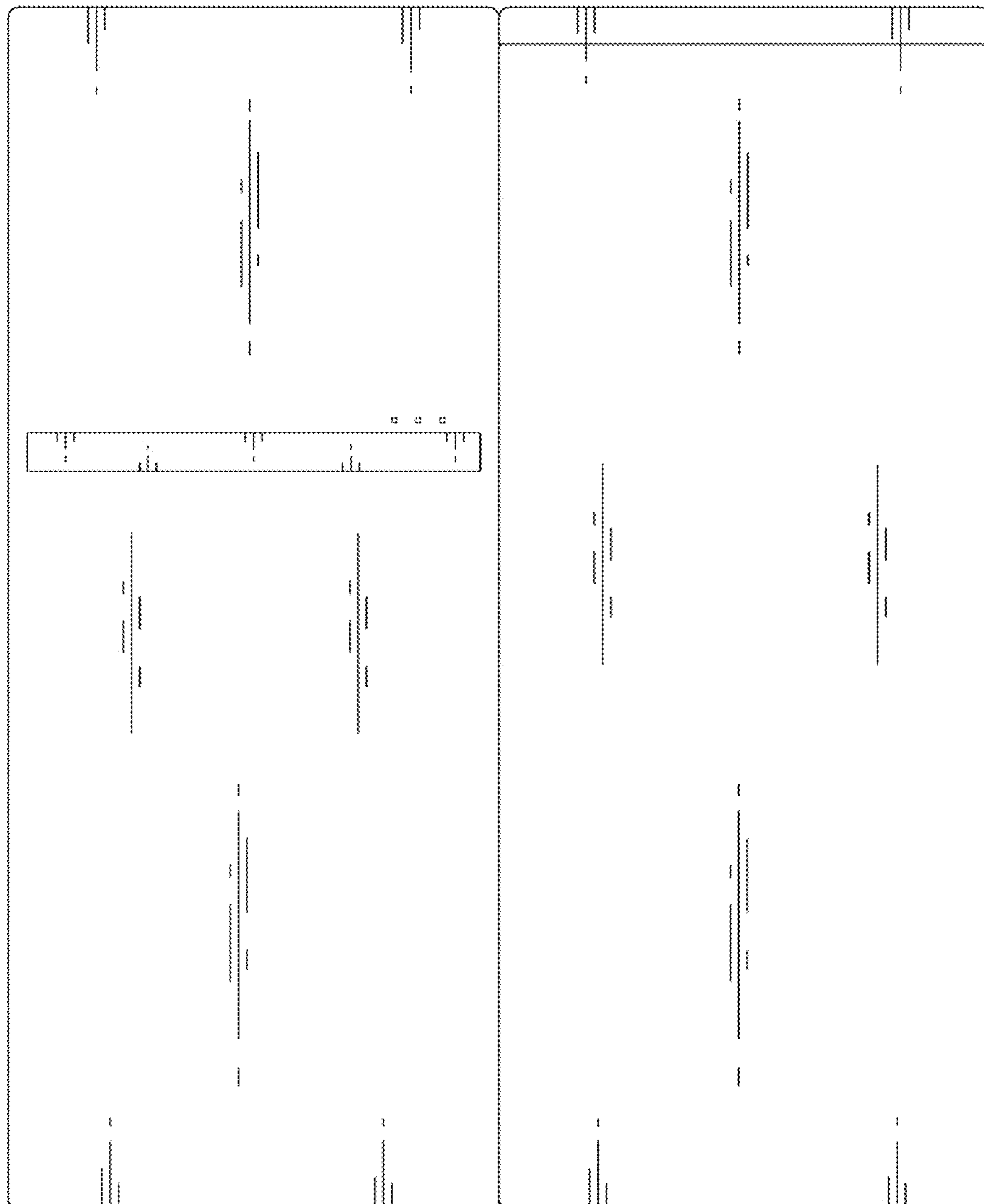


FIG. 4

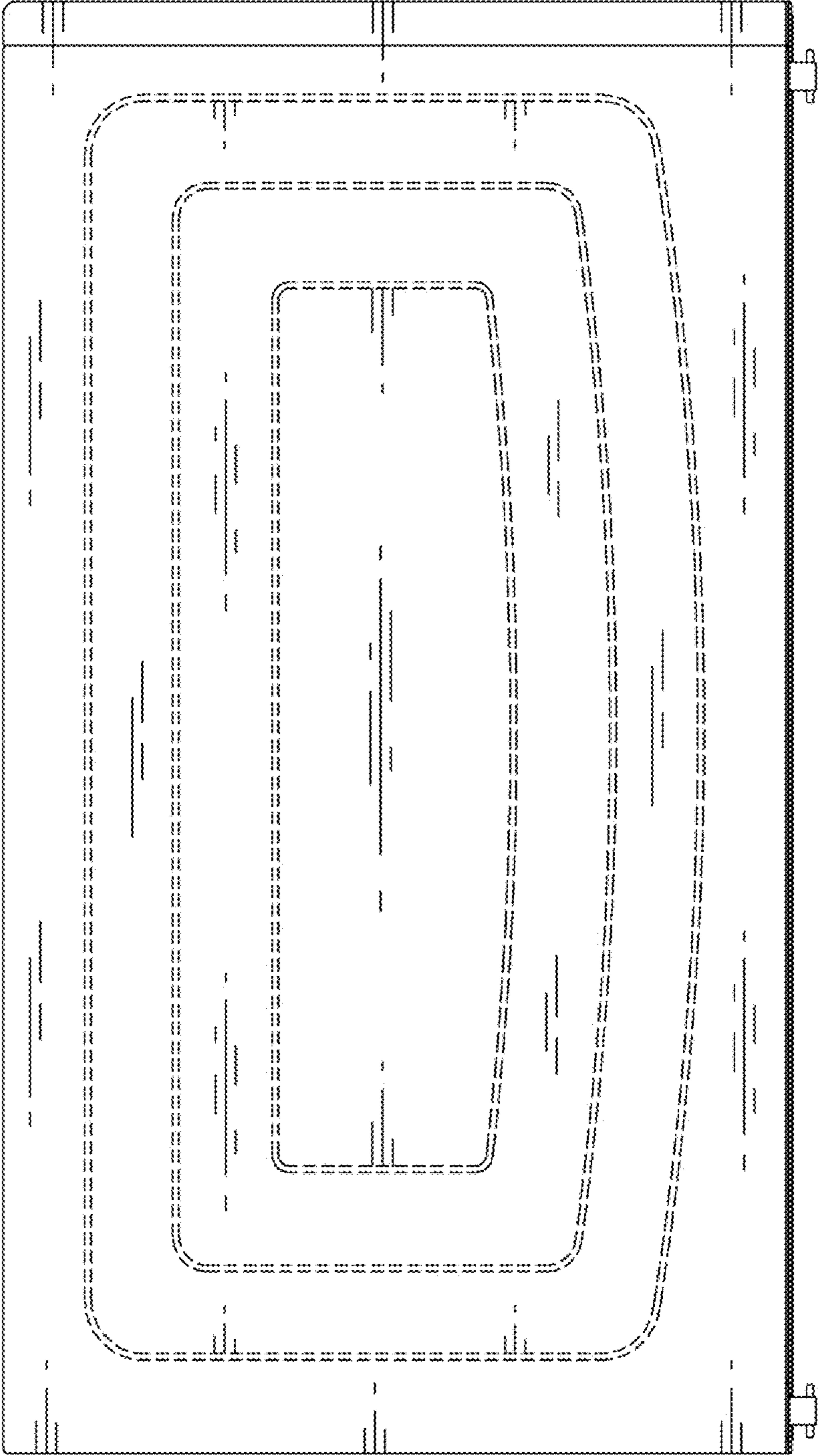


FIG. 5

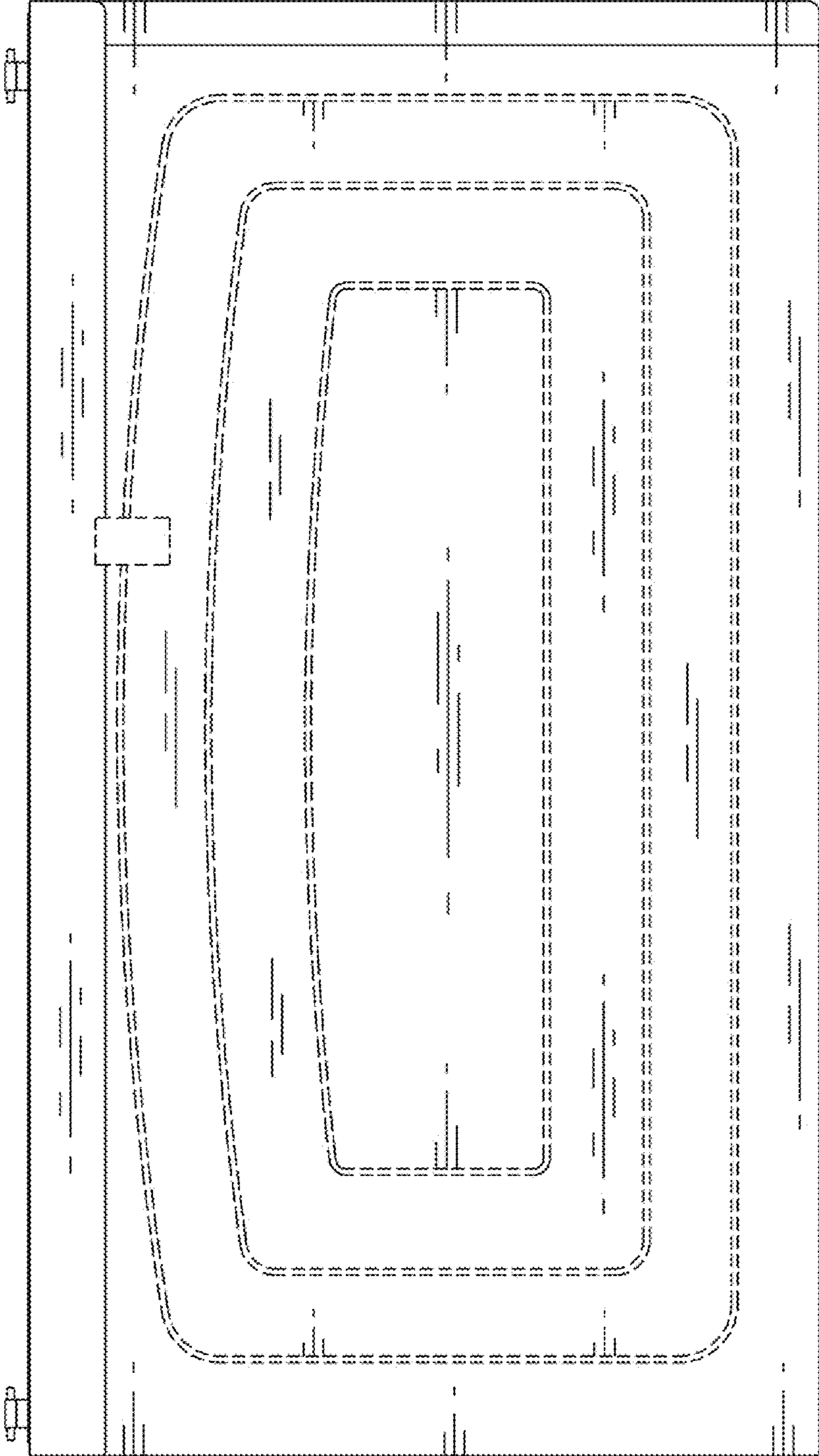


FIG. 6

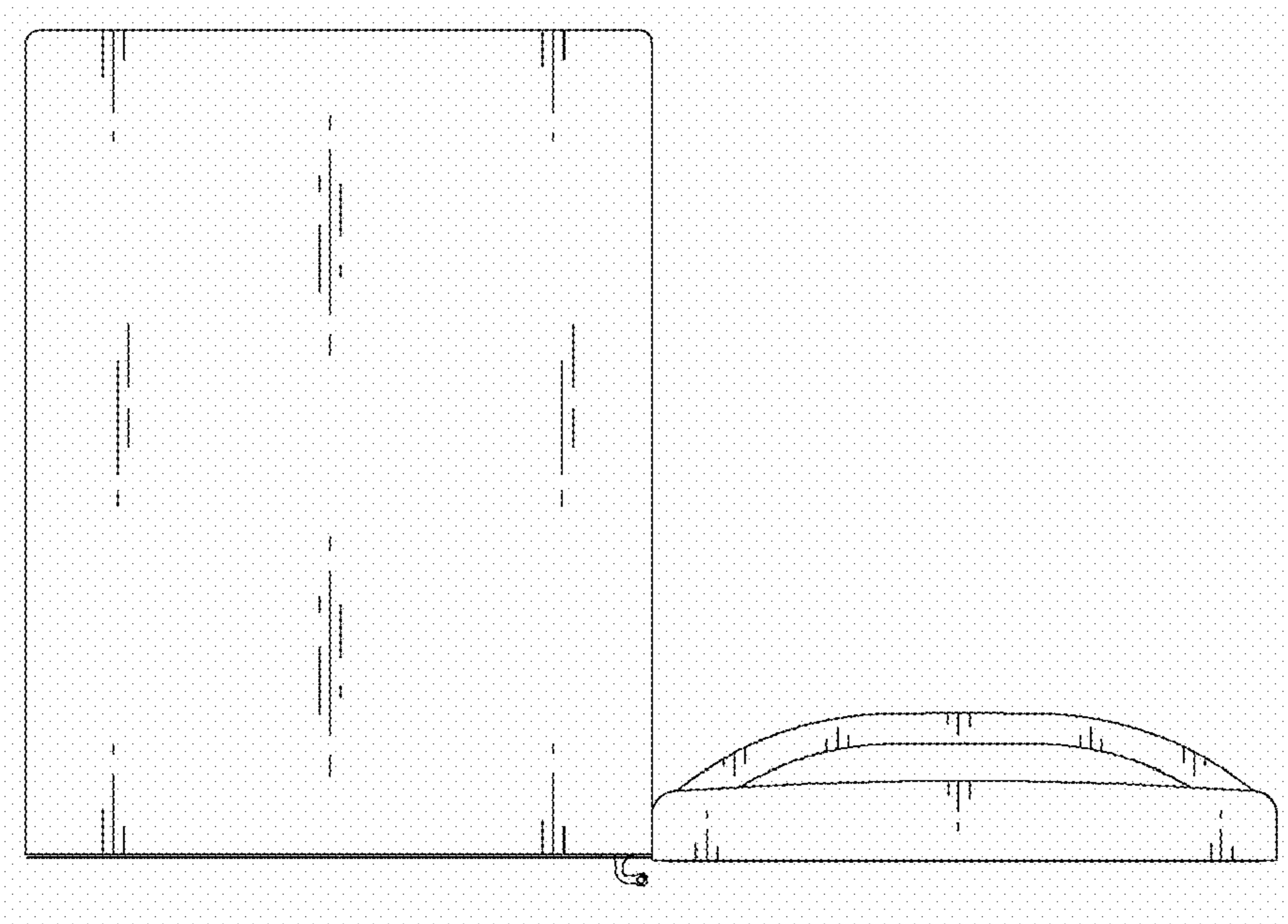


FIG. 7

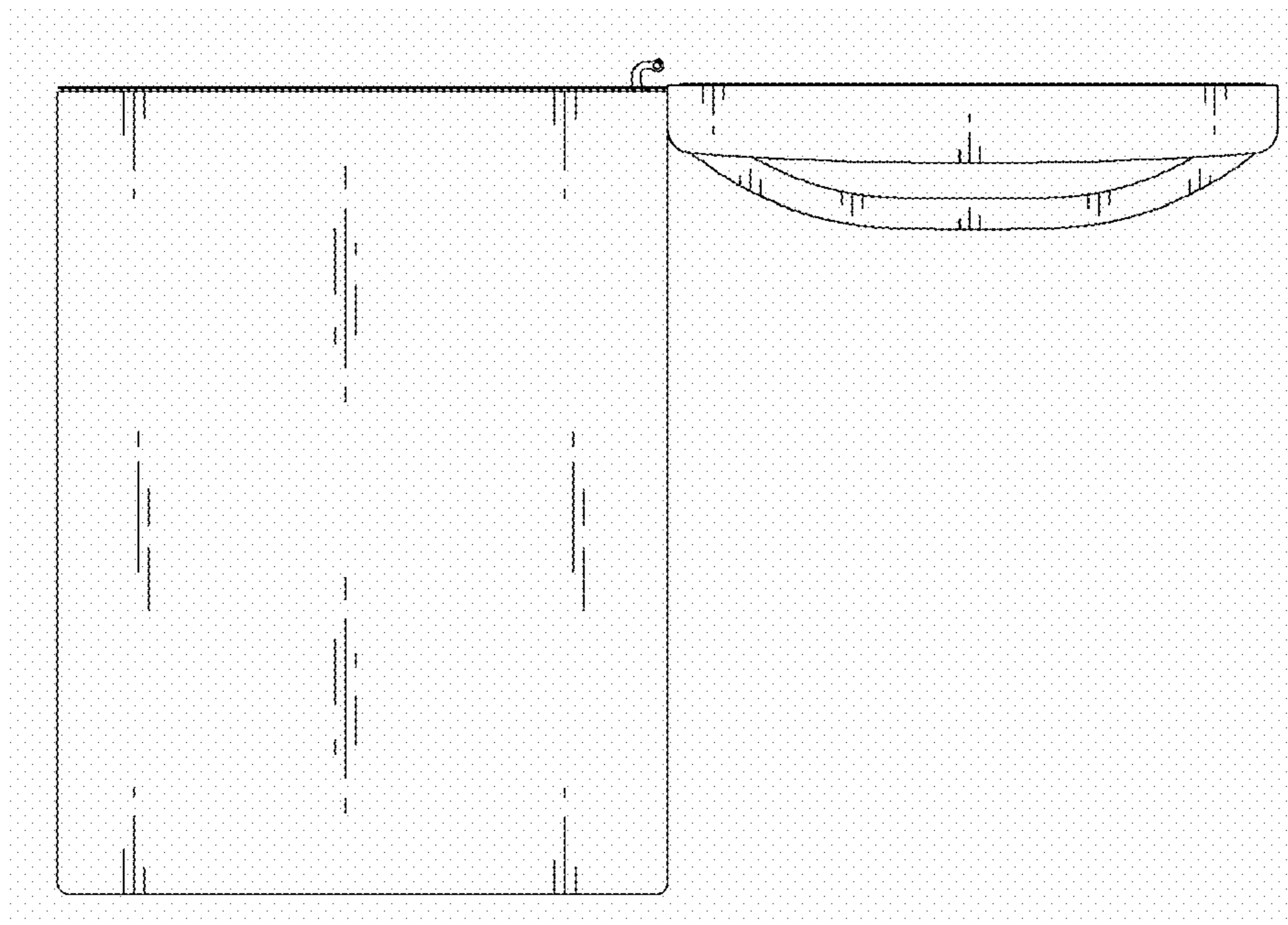




FIG. 8

