



US00D638589S

(12) **United States Design Patent**
Axelrod et al.

(10) **Patent No.:** **US D638,589 S**

(45) **Date of Patent:** **** *May 24, 2011**

(54) **TWISTING BARREL PET CHEW**

(75) Inventors: **Glen S. Axelrod**, Colts Neck, NJ (US);
Ajay Gajria, Maharashtra (IN)

(73) Assignee: **T.F.H. Publications, Inc.**, Neptune City,
NJ (US)

(**) Term: **14 Years**

(21) Appl. No.: **29/352,687**

(22) Filed: **Dec. 23, 2009**

(51) **LOC (9) Cl.** **30-99**

(52) **U.S. Cl.** **D30/160**

(58) **Field of Classification Search** D30/119,
D30/160; 119/702, 707-711; D21/406,
D21/408, 467; D24/211-212, 214; D1/125-12,
D1/199

See application file for complete search history.

(56) **References Cited**

U.S. PATENT DOCUMENTS

D116,617 S *	9/1939	Tanzi	D1/125
D228,967 S *	10/1973	Holladay	D24/212
D230,323 S *	2/1974	Possick	D24/211
D243,557 S *	3/1977	Kientz	D24/212
D246,482 S *	11/1977	Hagland-Ahrnborg	D21/406
D279,300 S *	6/1985	Wolf	D21/408
D478,705 S *	8/2003	Dahl et al.	D1/125
D494,735 S *	8/2004	Dahl et al.	D1/125
D508,592 S *	8/2005	Winkler	D30/160

D514,264 S *	1/2006	Viola	D30/160
D515,275 S *	2/2006	Leiweke et al.	D1/125
D540,496 S *	4/2007	Axelrod	D30/160
7,234,420 B1 *	6/2007	Tsengas	119/710
D568,487 S *	5/2008	Hsu	D24/214
D579,157 S *	10/2008	Edwards	D30/160
D581,603 S *	11/2008	Woltmann et al.	D30/119
D603,134 S *	11/2009	Powell	D1/199

* cited by examiner

Primary Examiner — Cathy Anne MacCormac

(74) *Attorney, Agent, or Firm* — Grossman, Tucker,
Perreault & Pflieger, PLLC

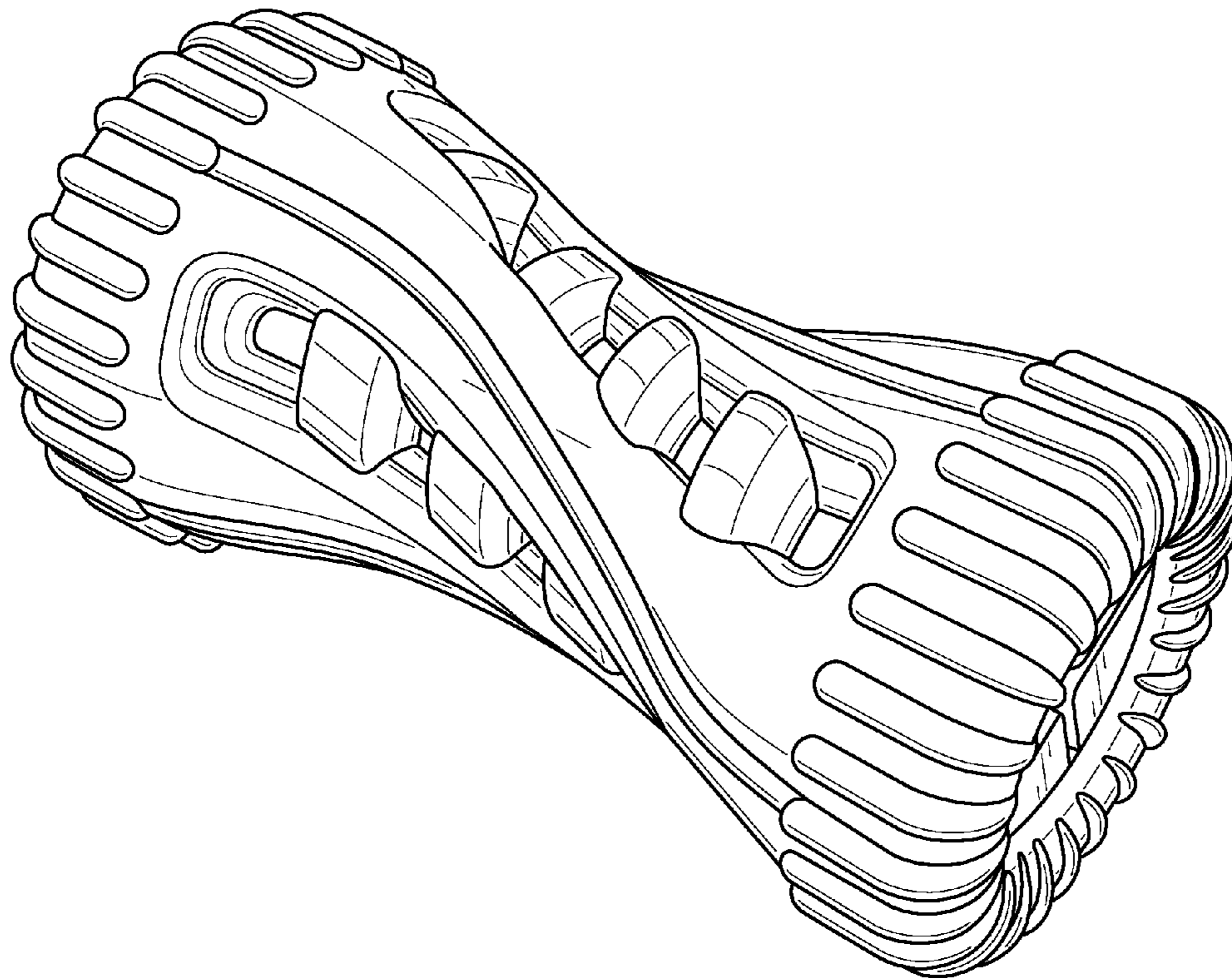
(57) **CLAIM**

The ornamental design for a twisting barrel pet chew, as shown.

DESCRIPTION

FIG. 1 is a perspective view of a first embodiment of a twisting barrel pet chew of the present invention;
 FIG. 2 is a top view of the twisting barrel pet chew of FIG. 1;
 FIG. 3 is a bottom view of the twisting barrel pet chew of FIG. 1;
 FIG. 4 is a left side view of the twisting barrel pet chew of FIG. 1;
 FIG. 5 is a right side view of the twisting barrel pet chew of FIG. 1;
 FIG. 6 is a front view of the twisting barrel pet chew of FIG. 1; and,
 FIG. 7 is a back view of the twisting barrel pet chew of FIG. 1.

1 Claim, 6 Drawing Sheets



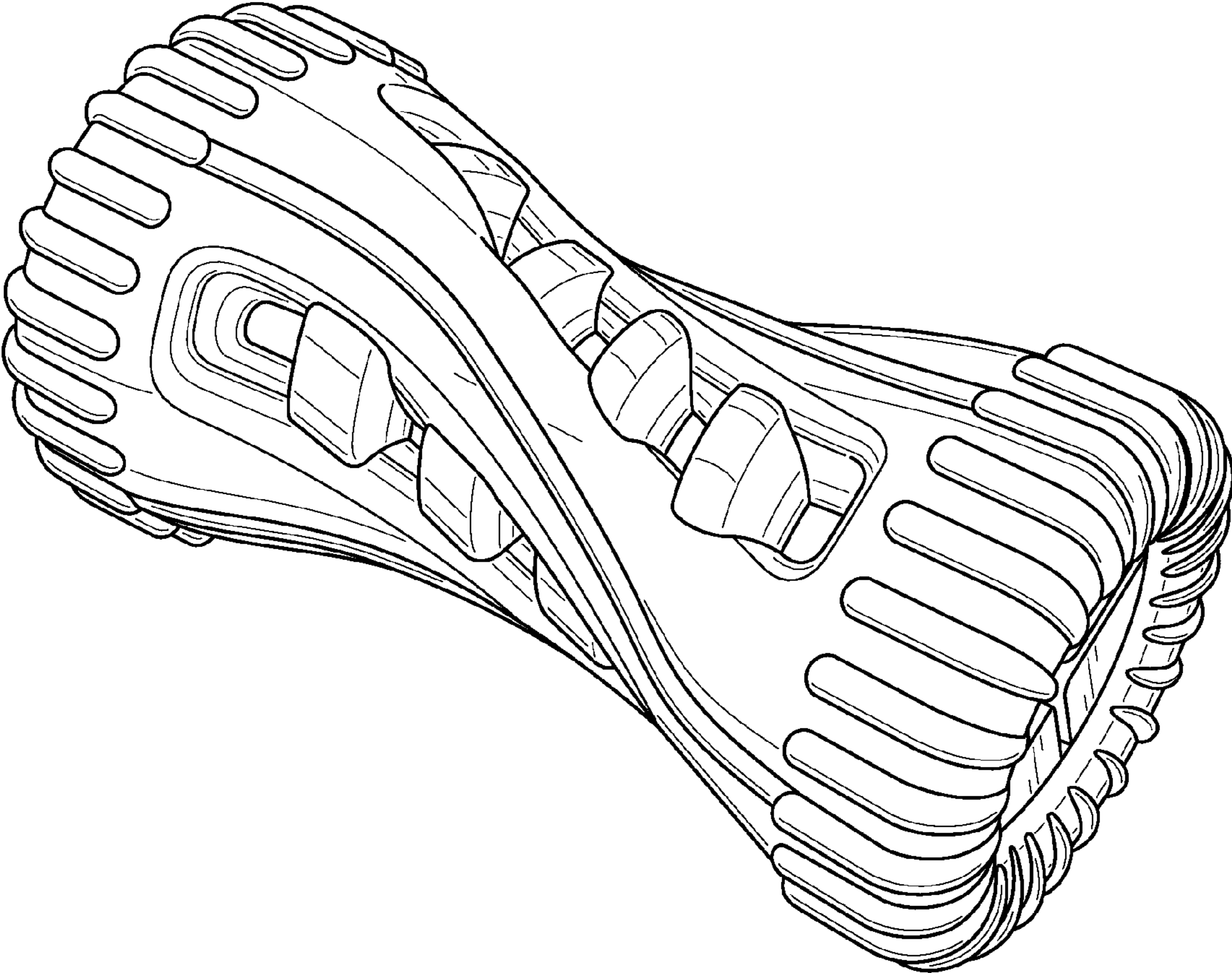


FIG. 1

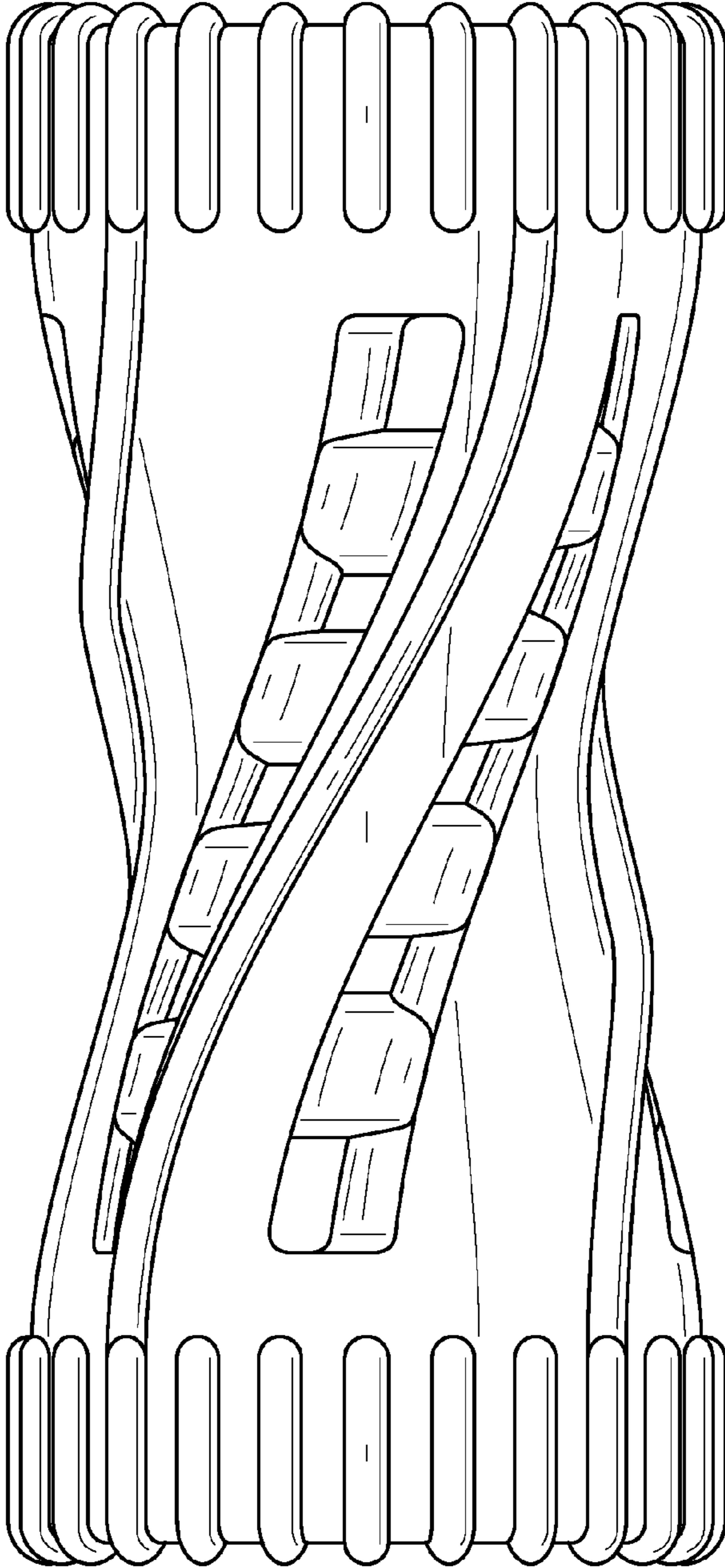


FIG. 2

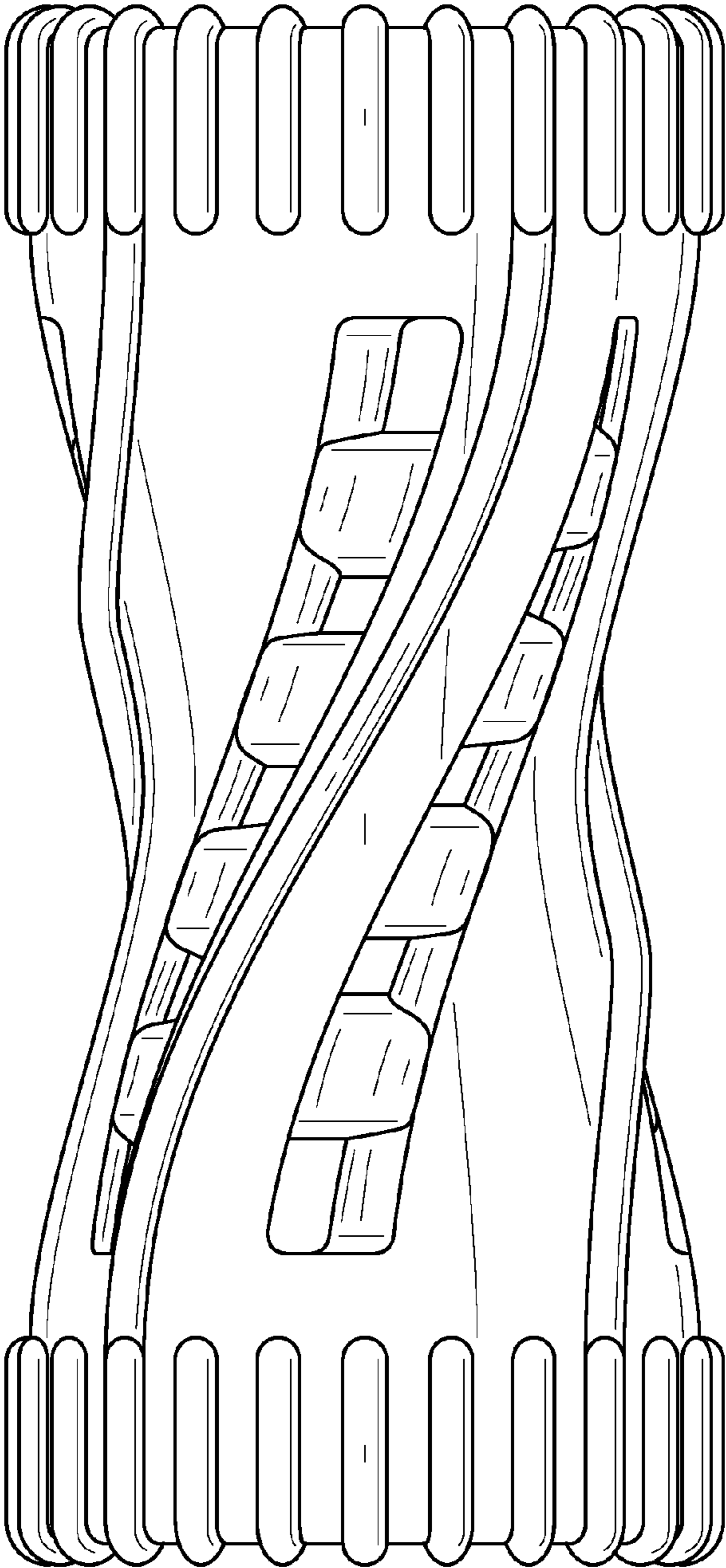


FIG. 3

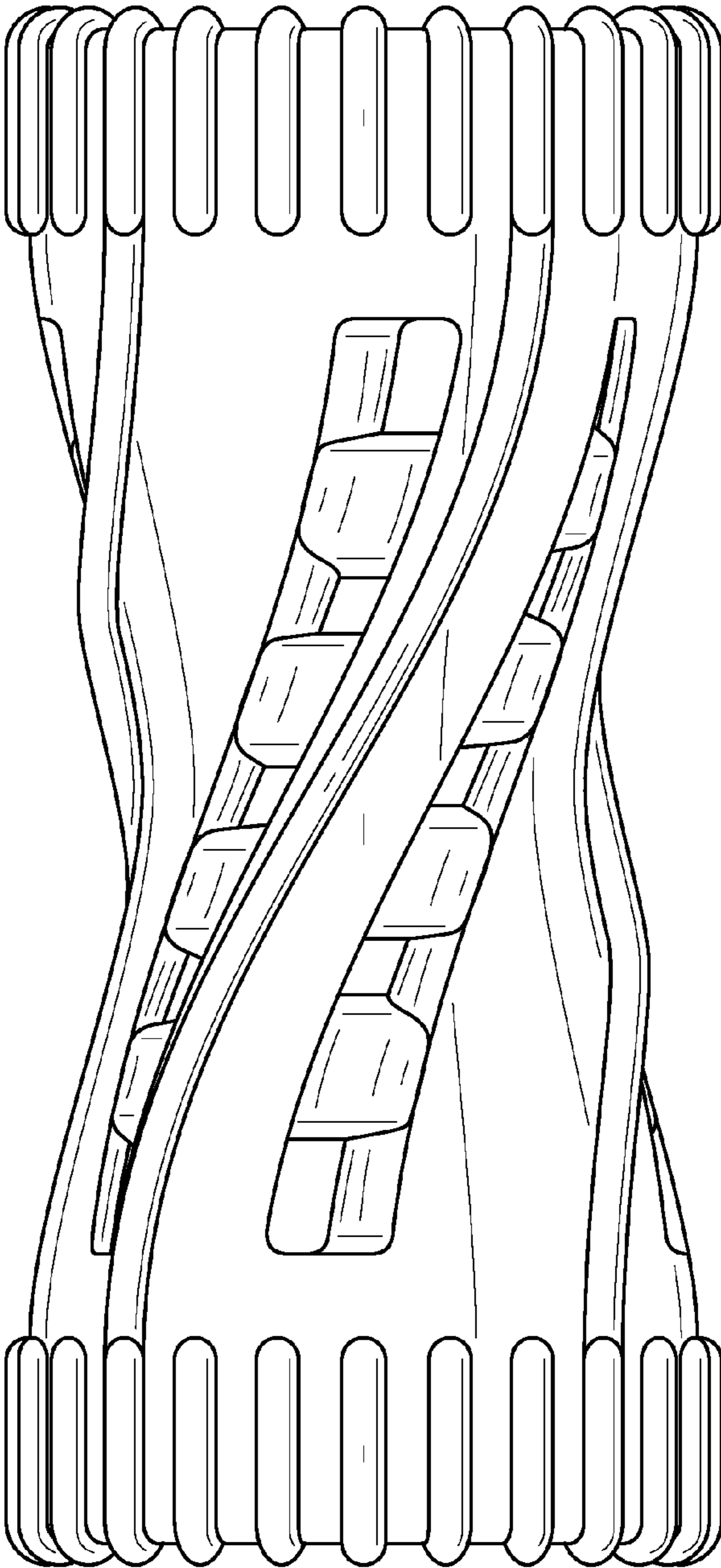


FIG. 4

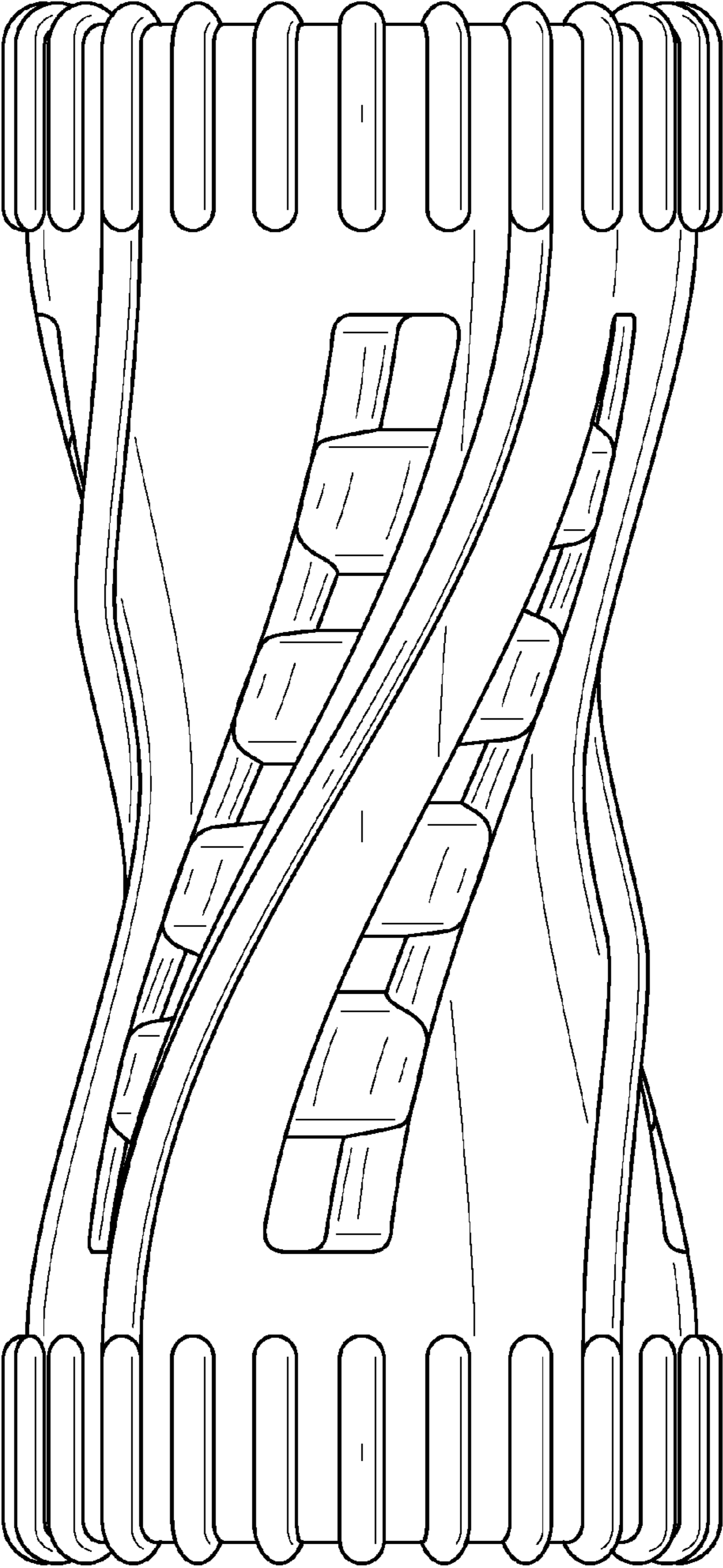


FIG. 5




FIG. 6




FIG. 7