



US00D638552S

(12) **United States Design Patent**
Miller

(10) **Patent No.:** **US D638,552 S**

(45) **Date of Patent:** **** May 24, 2011**

(54) **WINDOW FOR A DOOR**

(75) Inventor: **Peter Miller**, Wauconda, IL (US)

(73) Assignee: **Mueller Door Co., Inc.**, Wauconda, IL (US)

(**) Term: **14 Years**

(21) Appl. No.: **29/365,026**

(22) Filed: **Jul. 1, 2010**

(51) **LOC (9) Cl.** **25-02**

(52) **U.S. Cl.** **D25/52**

(58) **Field of Classification Search** D25/52;
D12/404; 114/177; 52/208, 79.8, 79.7, 196,
52/203; 49/501

See application file for complete search history.

(56) **References Cited**

U.S. PATENT DOCUMENTS

4,852,508 A * 8/1989 Takada 114/177
D304,572 S * 11/1989 Beckerer, Jr. D12/317
D349,268 S * 8/1994 Jones D12/183
5,367,770 A * 11/1994 McCaughey 29/897.32

D358,897 S * 5/1995 Denton D25/52
5,842,433 A * 12/1998 Kyle 114/173
D437,943 S * 2/2001 Velidedeoglu et al. D25/48
6,851,379 B2 * 2/2005 Black 114/177
7,437,856 B2 * 10/2008 Berger, Jr. 52/208

* cited by examiner

Primary Examiner — Doris Clark

(74) *Attorney, Agent, or Firm* — The Eclipse Group LLP

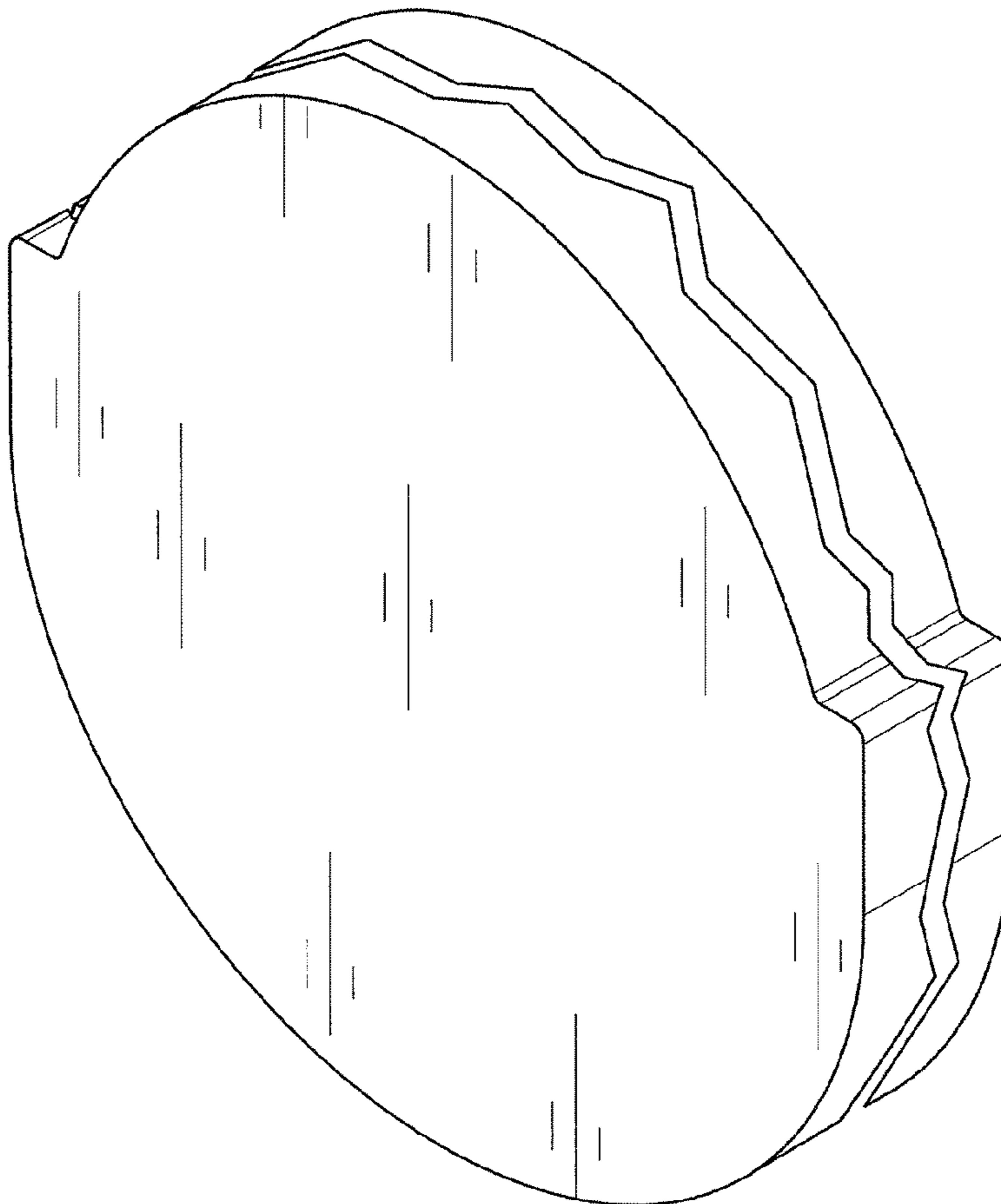
(57) **CLAIM**

I claim the ornamental design for a window for a door, as shown and described.

DESCRIPTION

FIG. 1 is a perspective view of the window for a door;
FIG. 2 is a top view thereof;
FIG. 3 is a front view thereof, the rear view being identical;
FIG. 4 is a side view thereof, the opposite side view being identical; and,
FIG. 5 is a bottom view thereof.
The window is shown broken apart to indicate that no specific thickness is claimed.

1 Claim, 2 Drawing Sheets



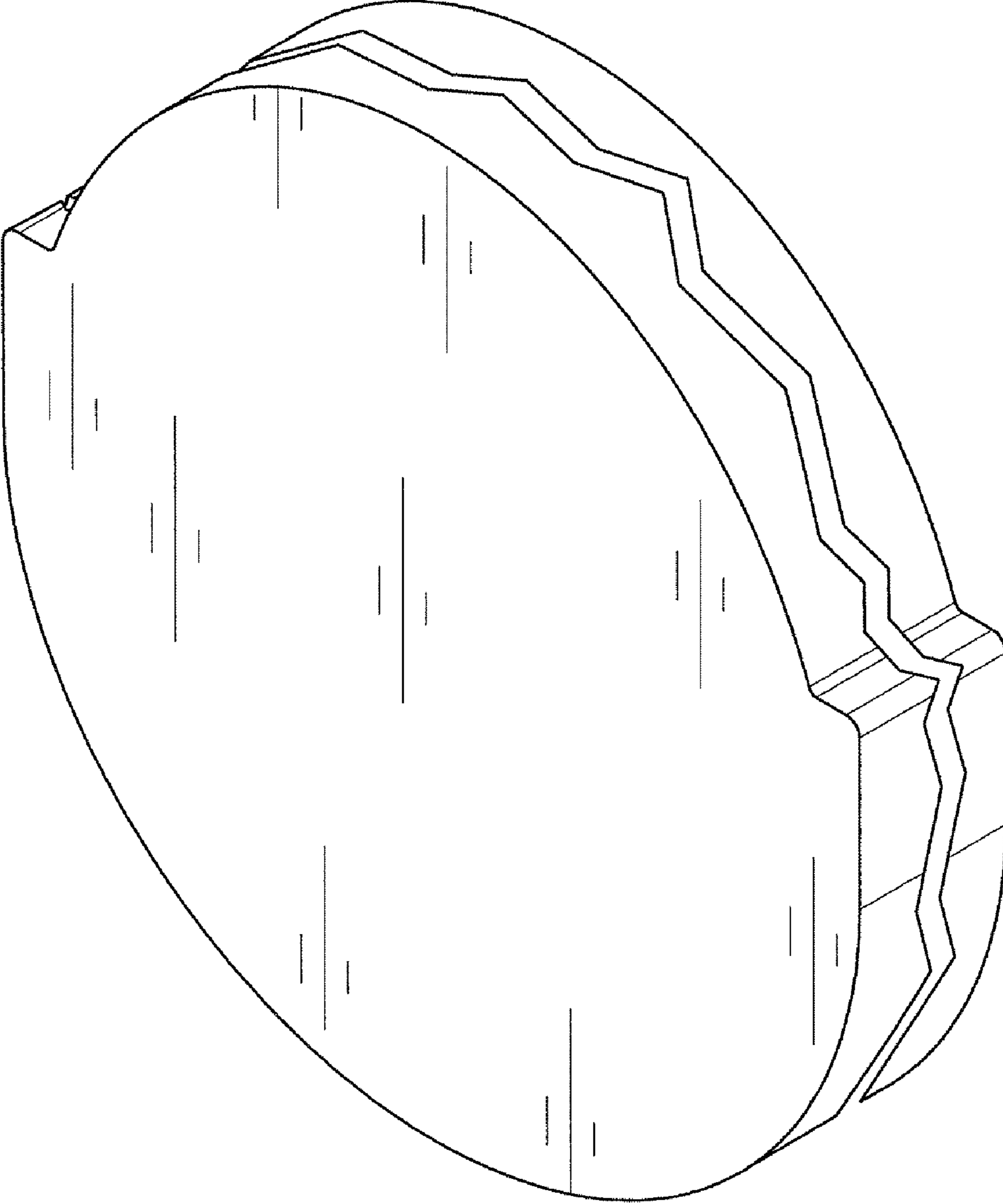


FIG. 1

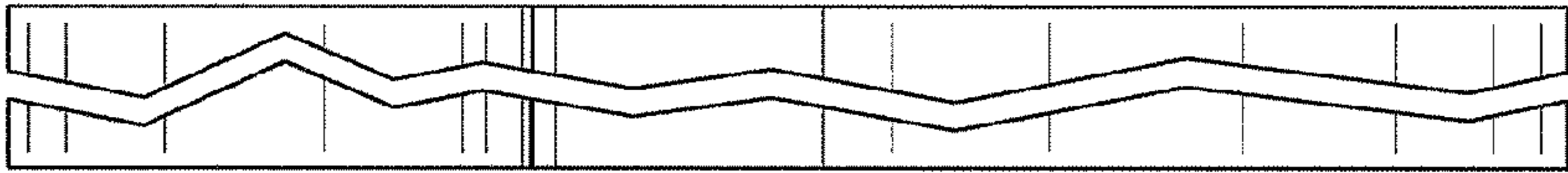


FIG. 4

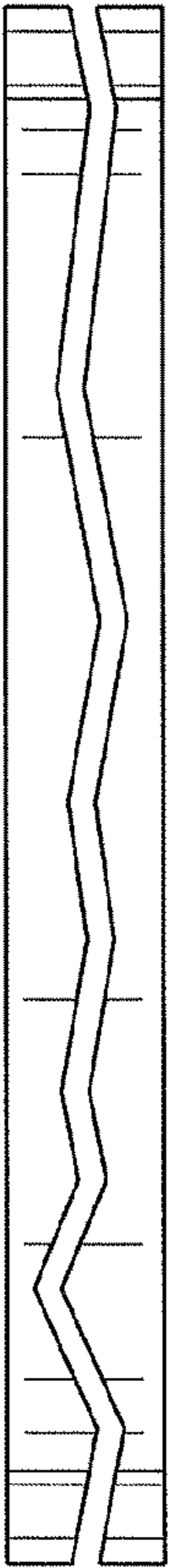


FIG. 2

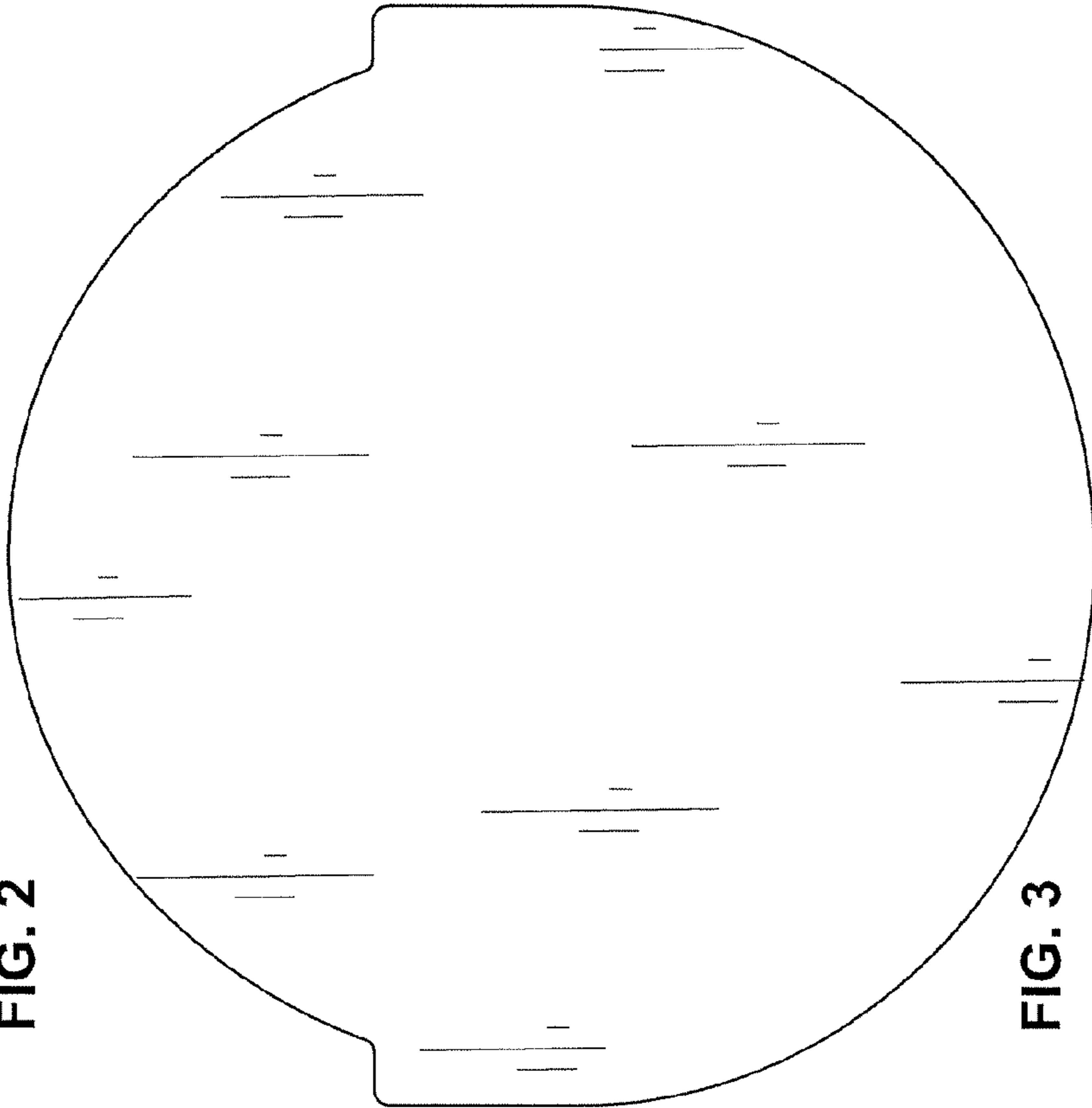


FIG. 3

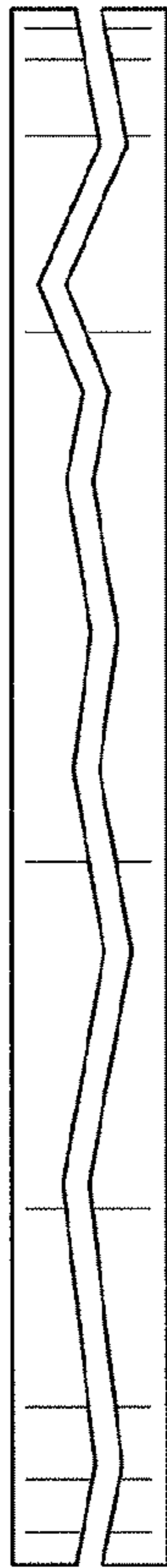


FIG. 5