



US00D638549S

(12) **United States Design Patent**  
**Scappaticci**

(10) **Patent No.:** **US D638,549 S**

(45) **Date of Patent:** **\*\* May 24, 2011**

(54) **SOFT TISSUE MASSAGE TOOL**

(76) **Inventor:** **Mark J. Scappaticci**, Niagara Falls  
(CA)

(\*\*) **Term:** **14 Years**

(21) **Appl. No.:** **29/375,033**

(22) **Filed:** **Sep. 16, 2010**

(51) **LOC (9) Cl.** ..... **28-03**

(52) **U.S. Cl.** ..... **D24/214**

(58) **Field of Classification Search** ..... D24/200,  
D24/211-215; 601/118, 120, 121, 124, 125,  
601/130, 131, 134-137

See application file for complete search history.

(56) **References Cited**

**U.S. PATENT DOCUMENTS**

D155,773	S	*	11/1949	Becker	.....	D32/49
5,231,977	A		8/1993	Graston		
5,366,437	A		11/1994	Graston		
5,441,478	A		8/1995	Graston		
5,707,346	A		1/1998	Graston		
6,077,239	A	*	6/2000	Lin	.....	601/137
6,126,620	A		10/2000	Graston		

D472,642	S	*	4/2003	Henckel	.....	D24/211
6,641,547	B2	*	11/2003	Sevier et al.	.....	601/135
D524,445	S	*	7/2006	Liang	.....	D24/214

\* cited by examiner

*Primary Examiner* — Sandra Snapp

(74) *Attorney, Agent, or Firm* — Gerald A. Gowan; Gowan Intellectual Property

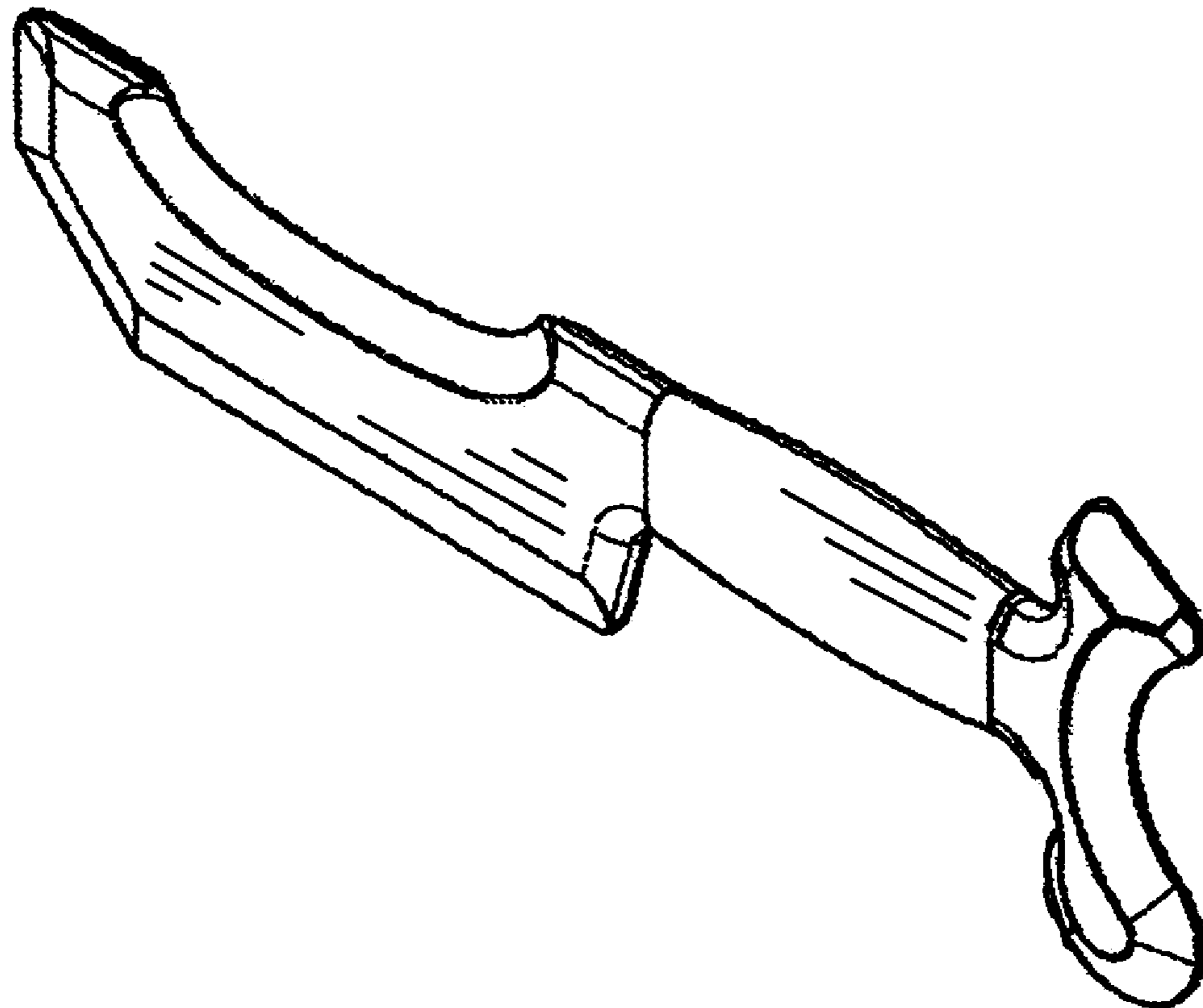
(57) **CLAIM**

The ornamental design for a soft tissue massage tool, as shown and described.

**DESCRIPTION**

FIG. 1 is a perspective view of a soft tissue massage tool, according to the present application;  
FIG. 2 is a top view thereof;  
FIG. 3 is a front view thereof, with the back view being a minor image thereof;  
FIG. 4 is a bottom view thereof;  
FIG. 5 is a left end view thereof; and,  
FIG. 6 is a right end view thereof.

**1 Claim, 3 Drawing Sheets**



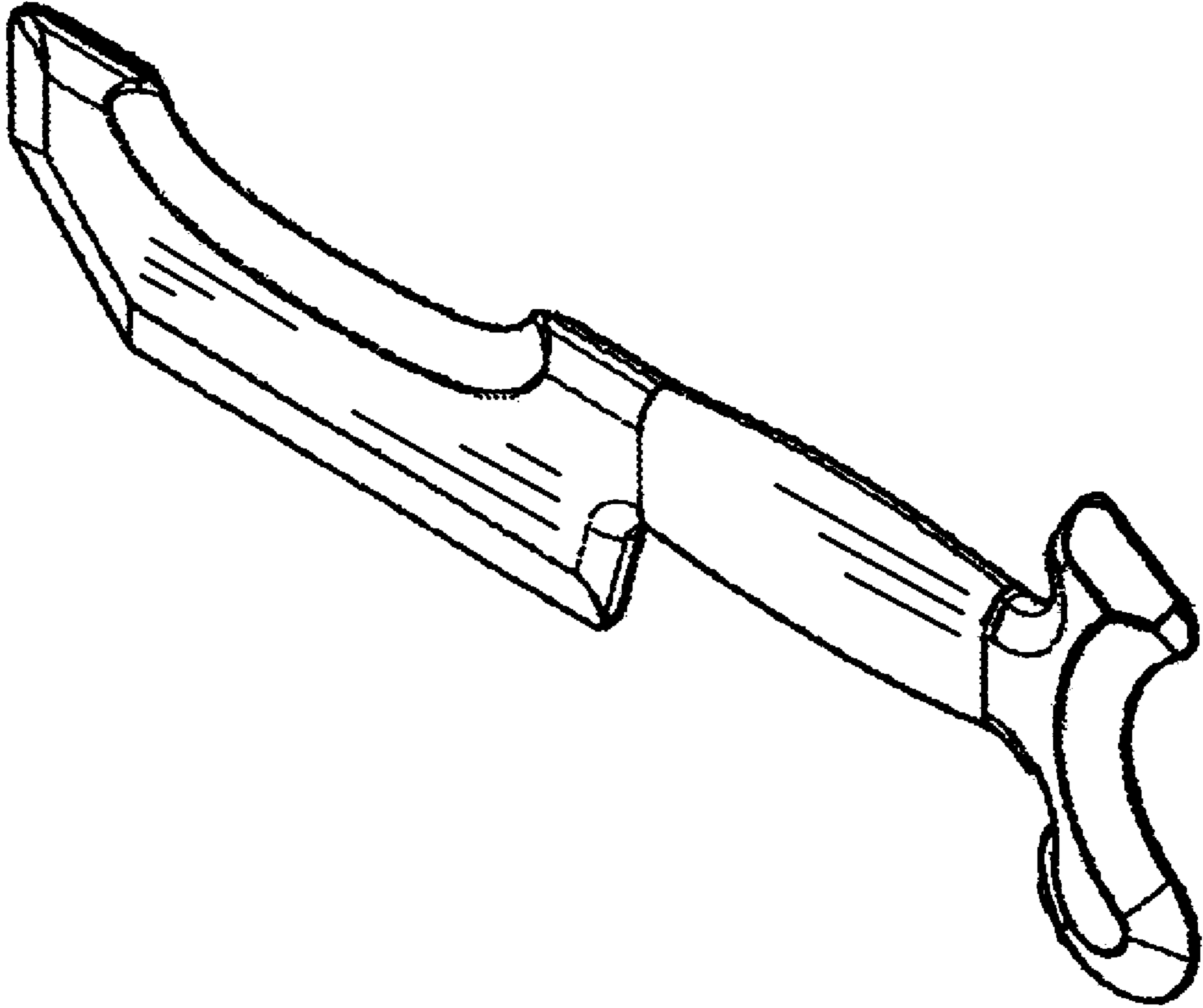


FIG. 1




FIG. 2

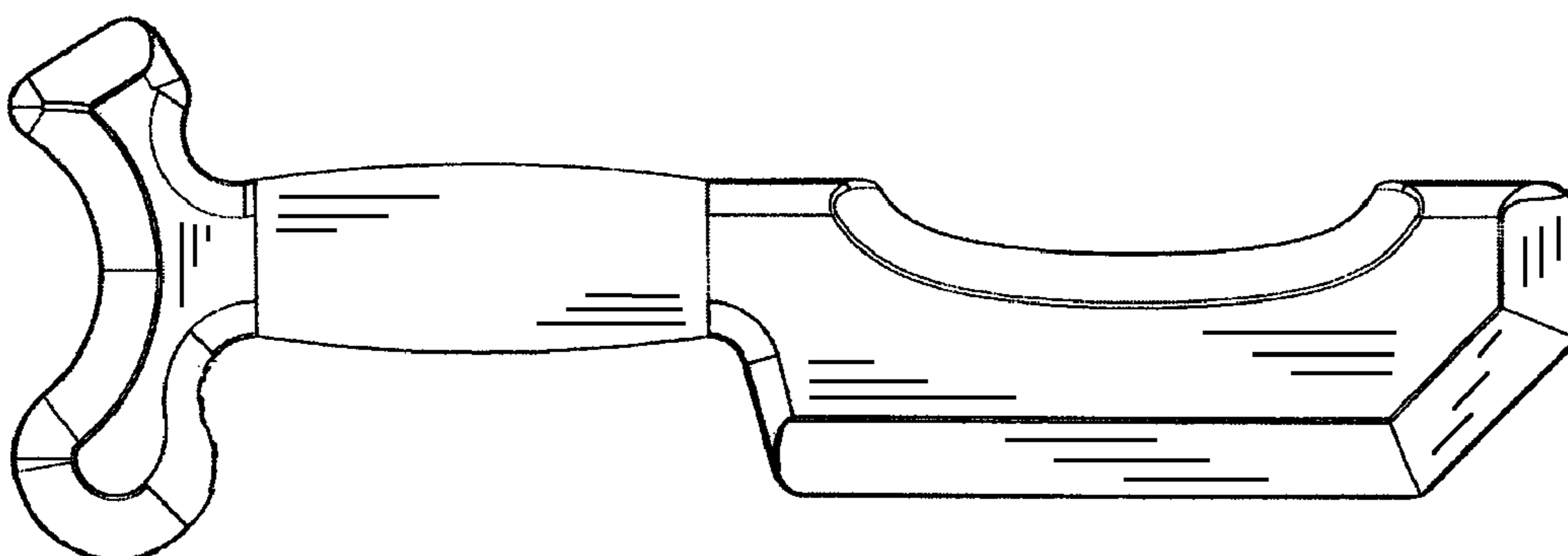


FIG. 3



FIG. 4



FIG. 5



FIG. 6