



US00D638547S

(12) **United States Design Patent**
Peavey

(10) **Patent No.:** **US D638,547 S**

(45) **Date of Patent:** **** May 24, 2011**

(54) **DRESSING CUFF**

(76) Inventor: **Alica Peavey**, Canton, GA (US)

(**) Term: **14 Years**

(21) Appl. No.: **29/377,562**

(22) Filed: **Oct. 22, 2010**

(51) **LOC (9) Cl.** **24-01**

(52) **U.S. Cl.** **D24/190**

(58) **Field of Classification Search** D24/189-190;
602/3, 20, 23, 42, 61, 62; D29/113, 115,
D29/118, 120.1; 128/95.1, 849, 856, 878,
128/879, DIG. 20; D21/807; 2/16, 22, 59,
2/158-159, 161.1, 161.7, 162; D2/617, 622,
D2/807, 859; 441/57

See application file for complete search history.

(56) **References Cited**

U.S. PATENT DOCUMENTS

973,330	A *	10/1910	Wood	128/879
1,507,707	A *	9/1924	Morganstern	15/227
2,139,897	A *	12/1938	Kessler	128/879
2,233,686	A *	3/1941	Topjian	401/7
2,933,085	A *	4/1960	Jacques	128/891
3,176,683	A *	4/1965	Posey	601/33
3,476,108	A *	11/1969	Matukas	128/879
3,741,203	A	6/1973	Liman	
4,178,924	A	12/1979	Baxter	
4,224,935	A	9/1980	Metelnick	
4,469,096	A *	9/1984	Rivadeneira	128/879
4,523,586	A	6/1985	Couri	
4,562,834	A	1/1986	Bates	
4,610,245	A	9/1986	Biearman	
4,727,864	A	3/1988	Wiesenthal	
4,887,616	A *	12/1989	Bajjnath	128/879
4,911,151	A	3/1990	Rankin	
4,986,265	A	1/1991	Caponi	
5,050,596	A *	9/1991	Walasek et al.	607/111

5,063,919	A	11/1991	Silverberg	
5,143,762	A	9/1992	Ho	
5,342,287	A *	8/1994	Jernoiu	602/3
5,395,302	A *	3/1995	Botha et al.	602/3
5,572,744	A *	11/1996	Reid et al.	2/158
D378,537	S *	3/1997	Kamark	D21/807
5,643,183	A *	7/1997	Hill	602/3
5,817,038	A	10/1998	Orange	
D422,758	S *	4/2000	Roche	D30/158
6,126,621	A	10/2000	Aceves	
D463,629	S *	9/2002	Black	D29/118
6,506,170	B2 *	1/2003	Morrison	600/587
6,895,971	B1 *	5/2005	Evans	128/869
D550,404	S *	9/2007	Salazar et al.	D29/120.1
D619,725	S *	7/2010	Puffer et al.	D24/190
7,867,179	B2 *	1/2011	Bindas	602/3

* cited by examiner

Primary Examiner — Susan E Krakower

(74) *Attorney, Agent, or Firm* — Hiscock & Barclay, LLP

(57) **CLAIM**

The ornamental design for a “dressing cuff,” shown and described.

DESCRIPTION

FIG. 1 is a perspective view of the top, back and left side of the dressing cuff;

FIG. 2 is a perspective view of the dressing cuff in use;

FIG. 3 is a top plan view of the dressing cuff;

FIG. 4 is a bottom plan view of the dressing cuff;

FIG. 5 is a back elevational view of the dressing cuff;

FIG. 6 is a front elevational view of the dressing cuff;

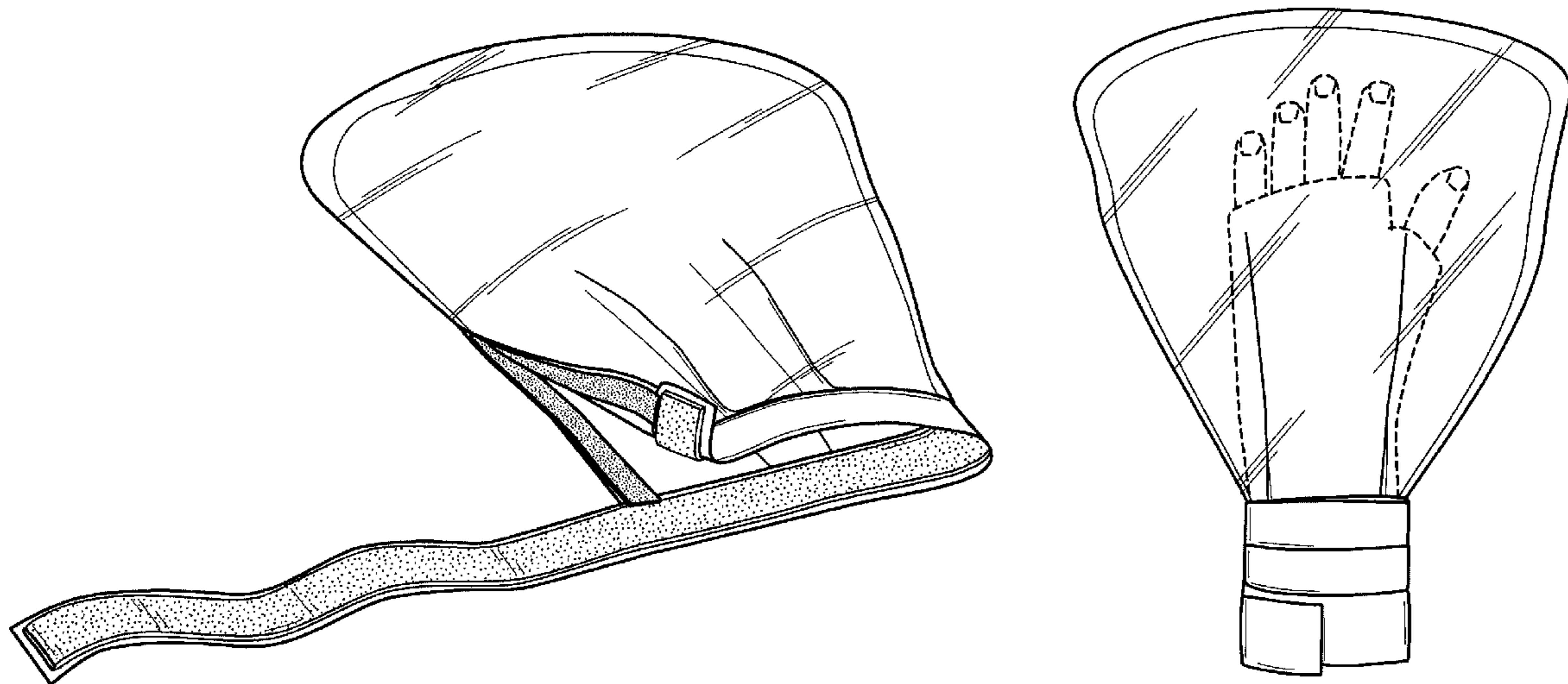
FIG. 7 is a left side elevational view of the dressing cuff;

FIG. 8 is a right side elevational view of the dressing cuff; and,

FIG. 9 is a top plan view of the dressing cuff in use.

The broken lines illustrate environmental structure which forms no part of the claimed design.

1 Claim, 7 Drawing Sheets



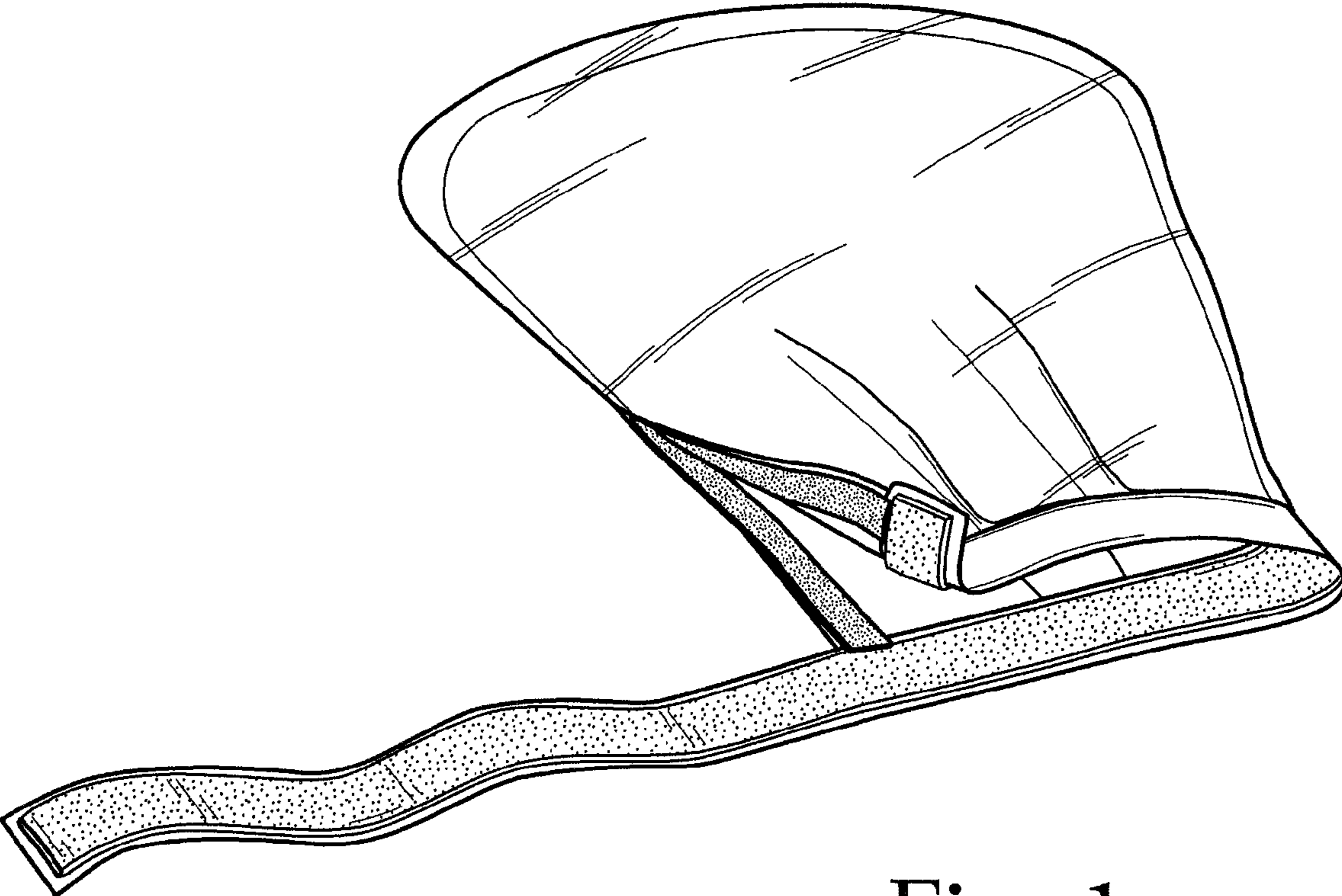


Fig. 1

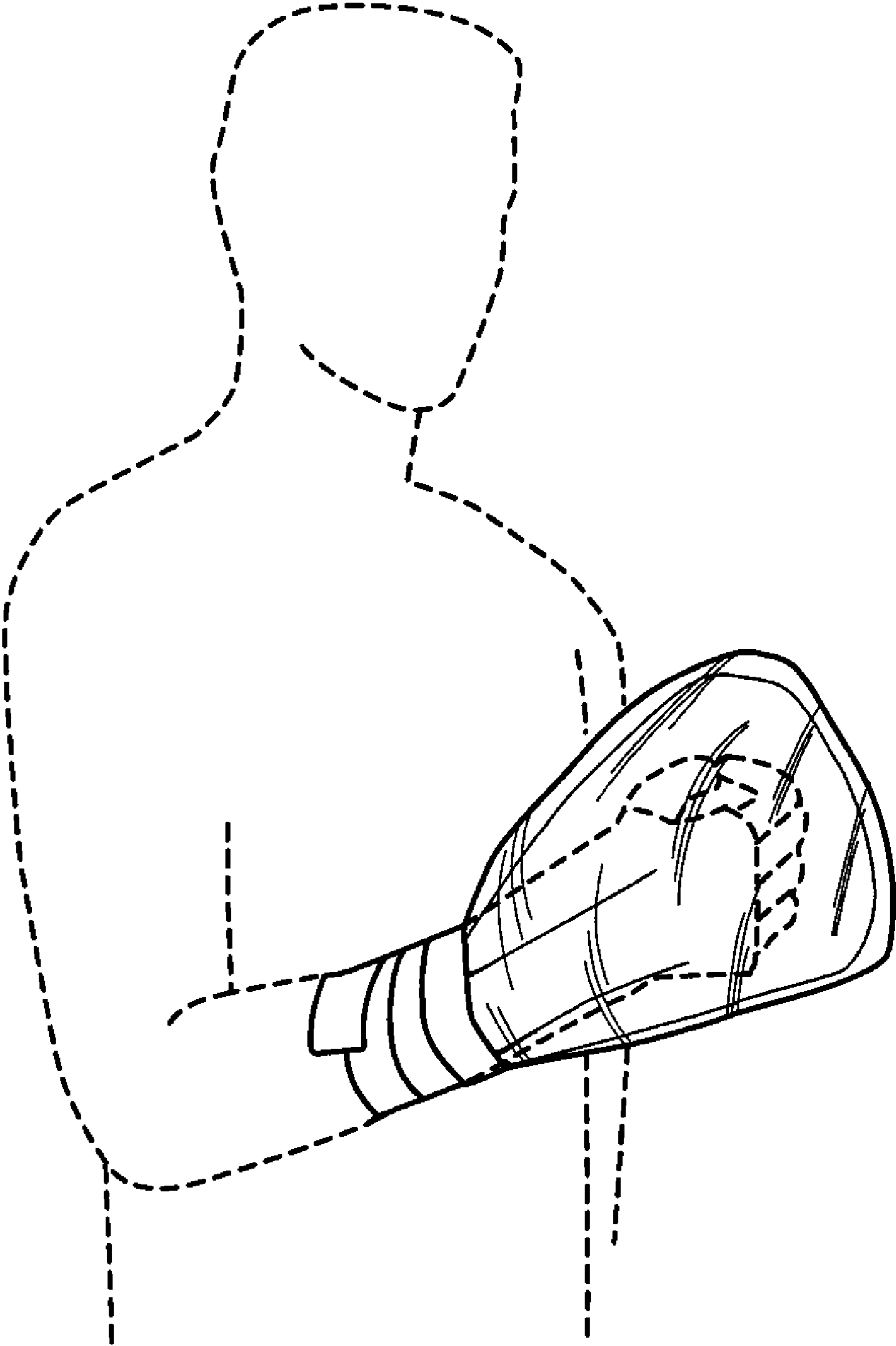


Fig. 2

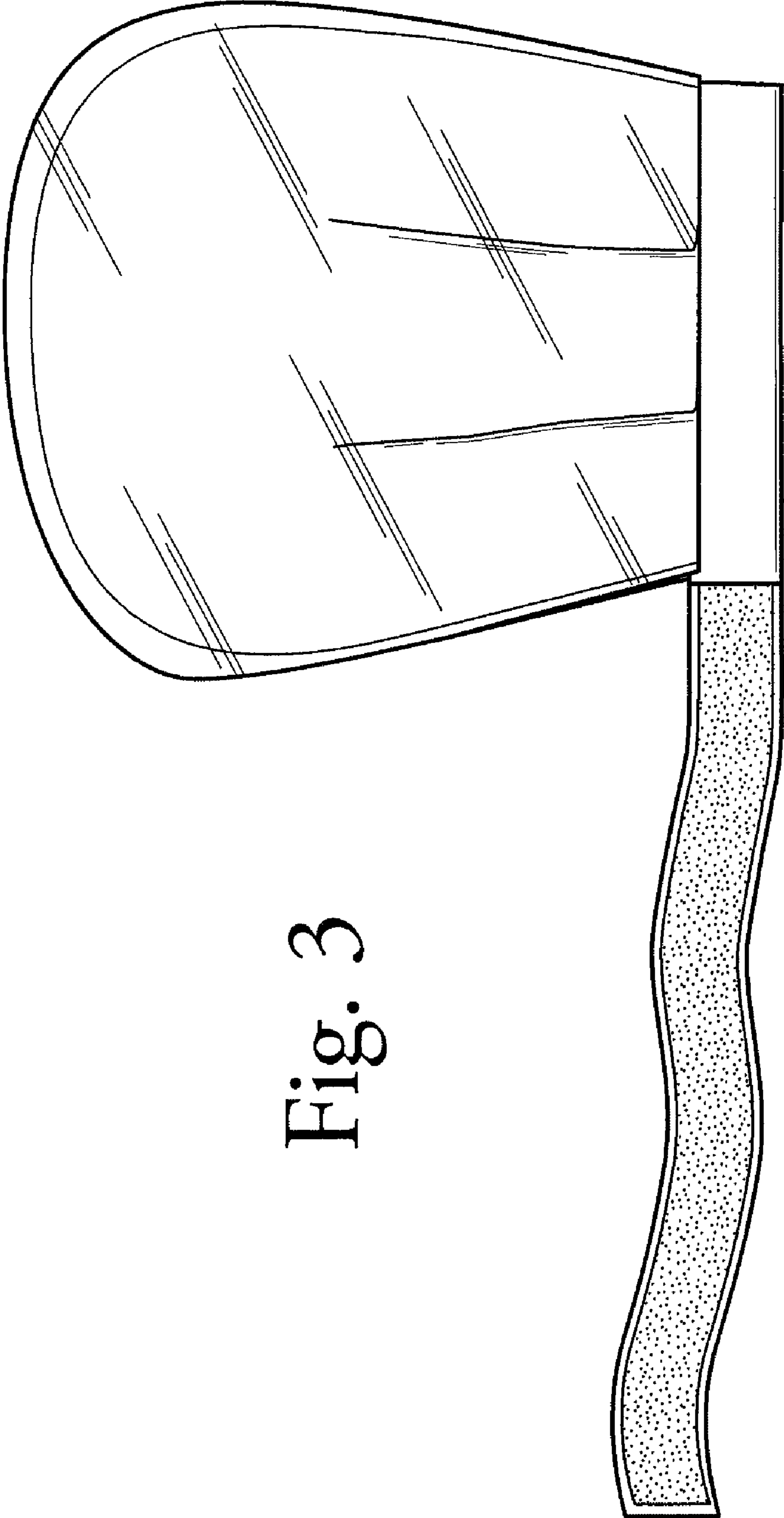


Fig. 3

Fig. 4

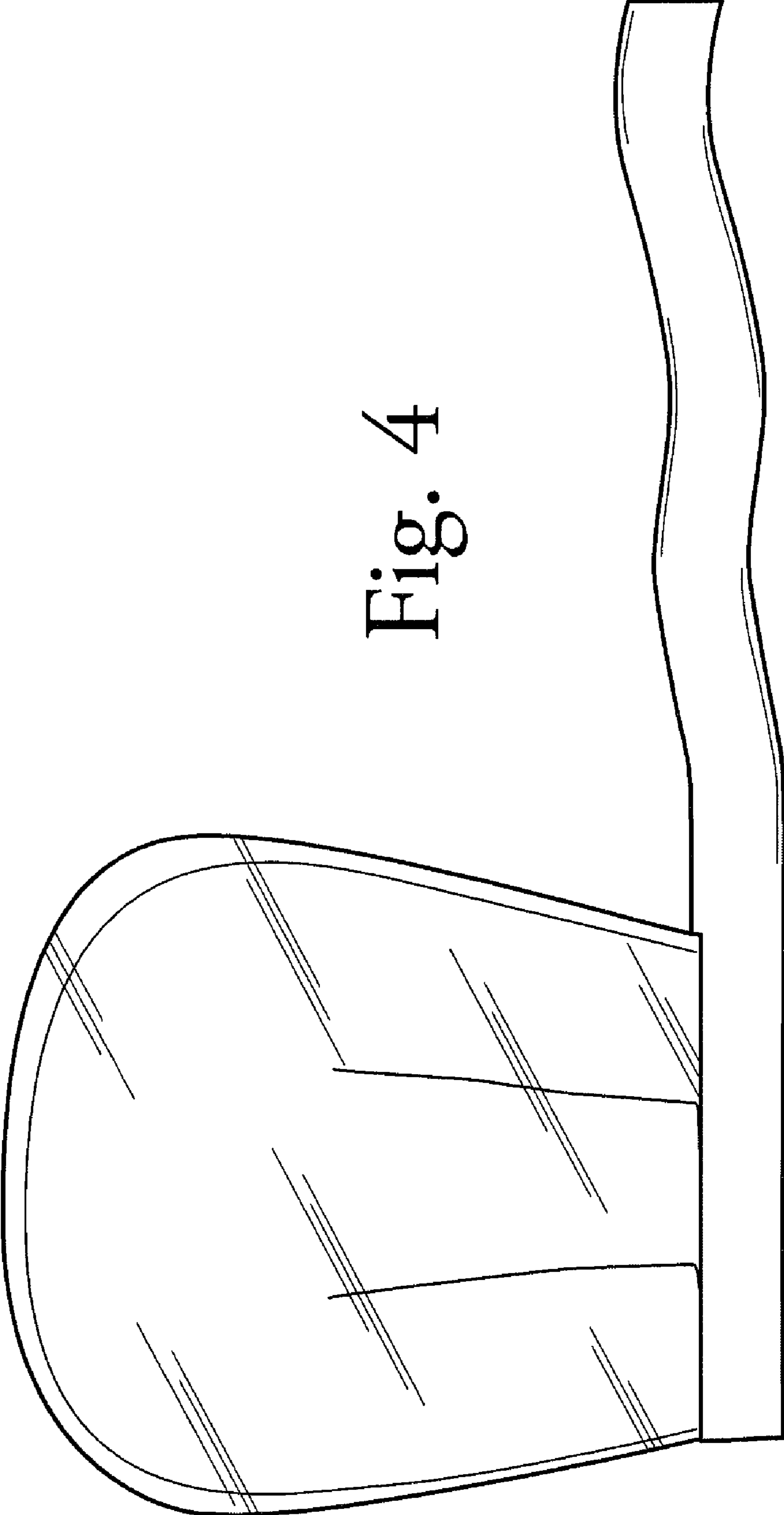


Fig. 5

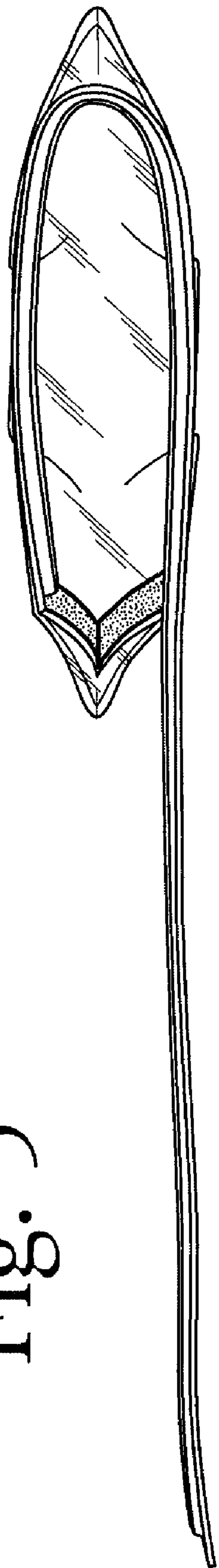
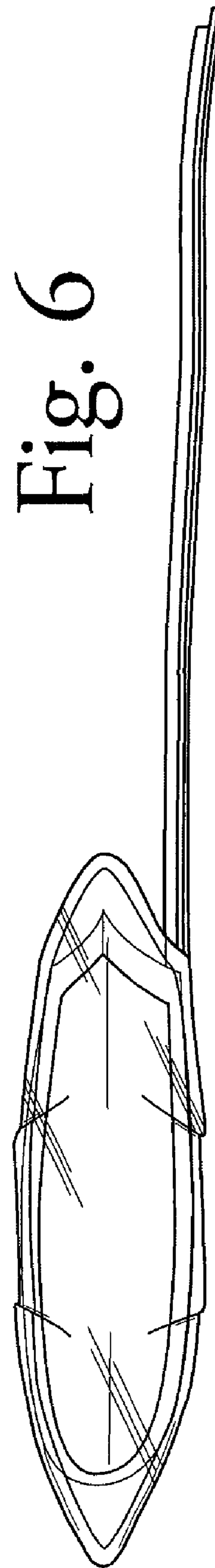


Fig. 6



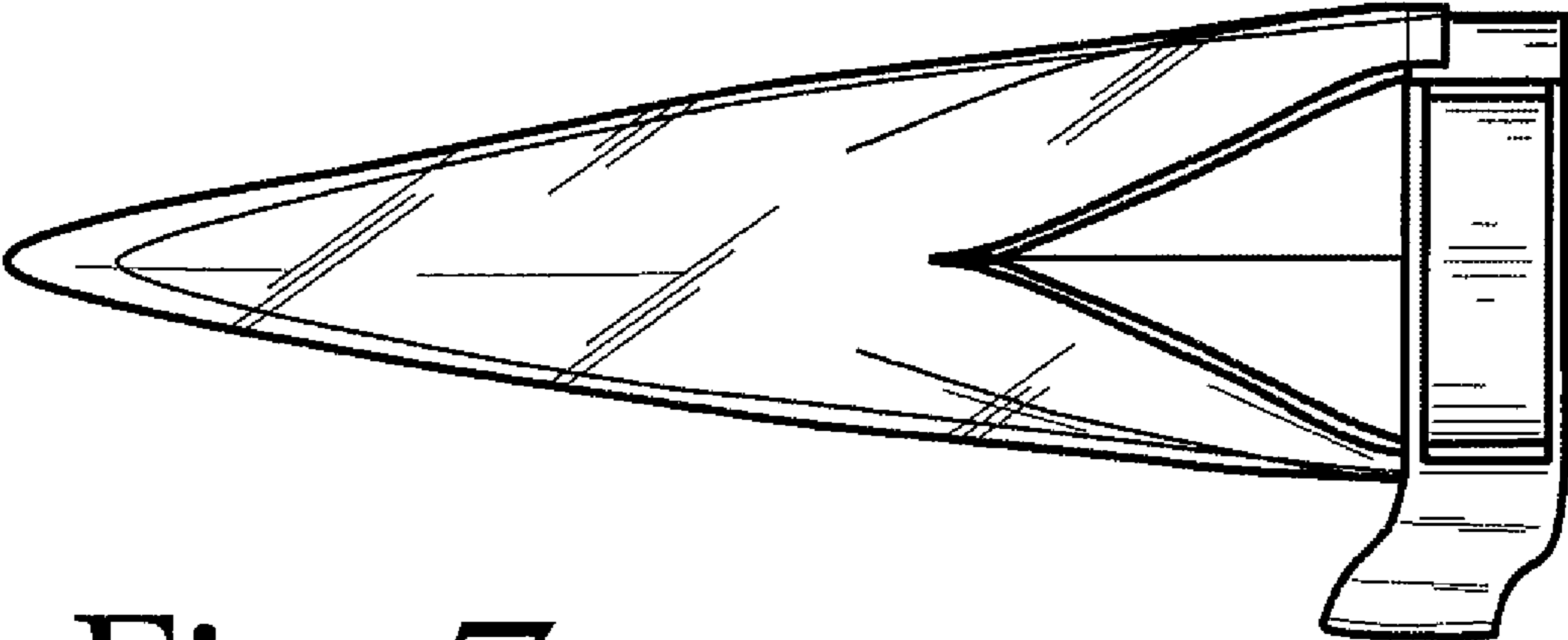


Fig. 7

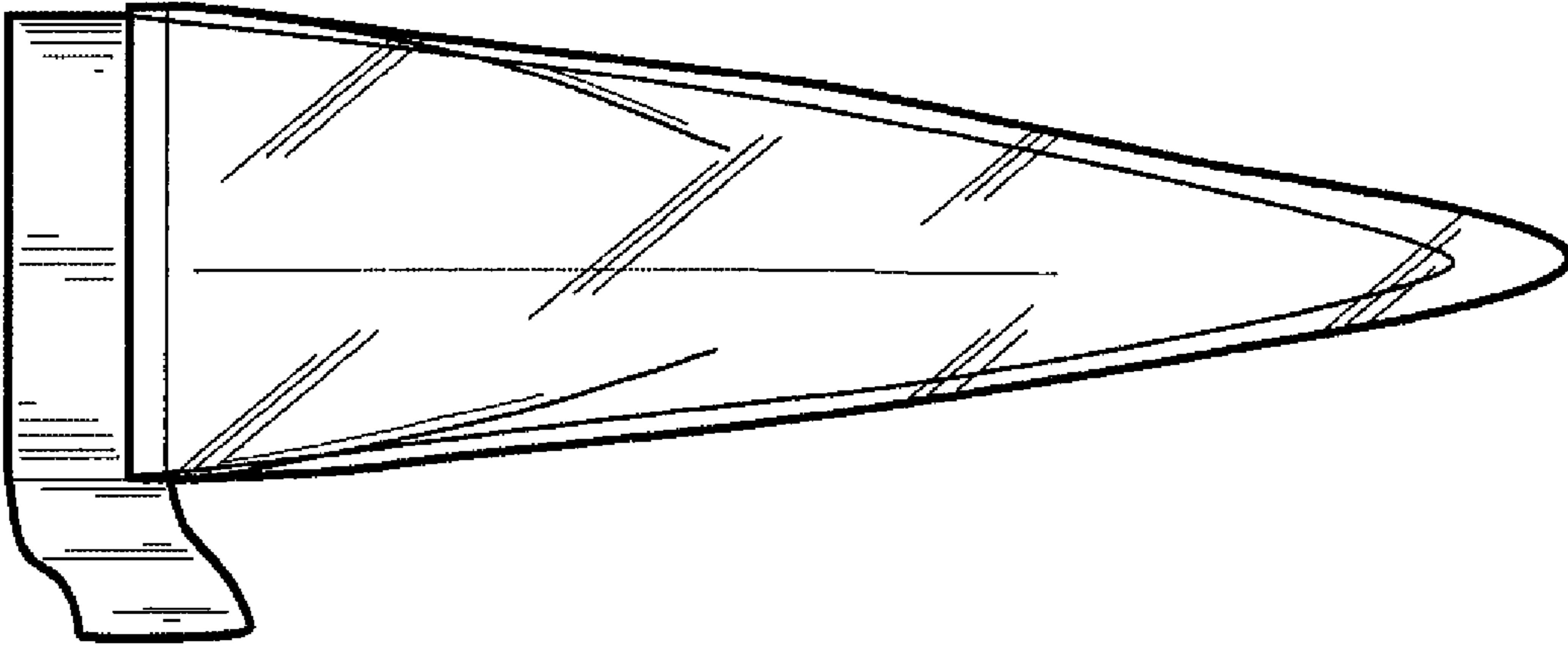


Fig. 8

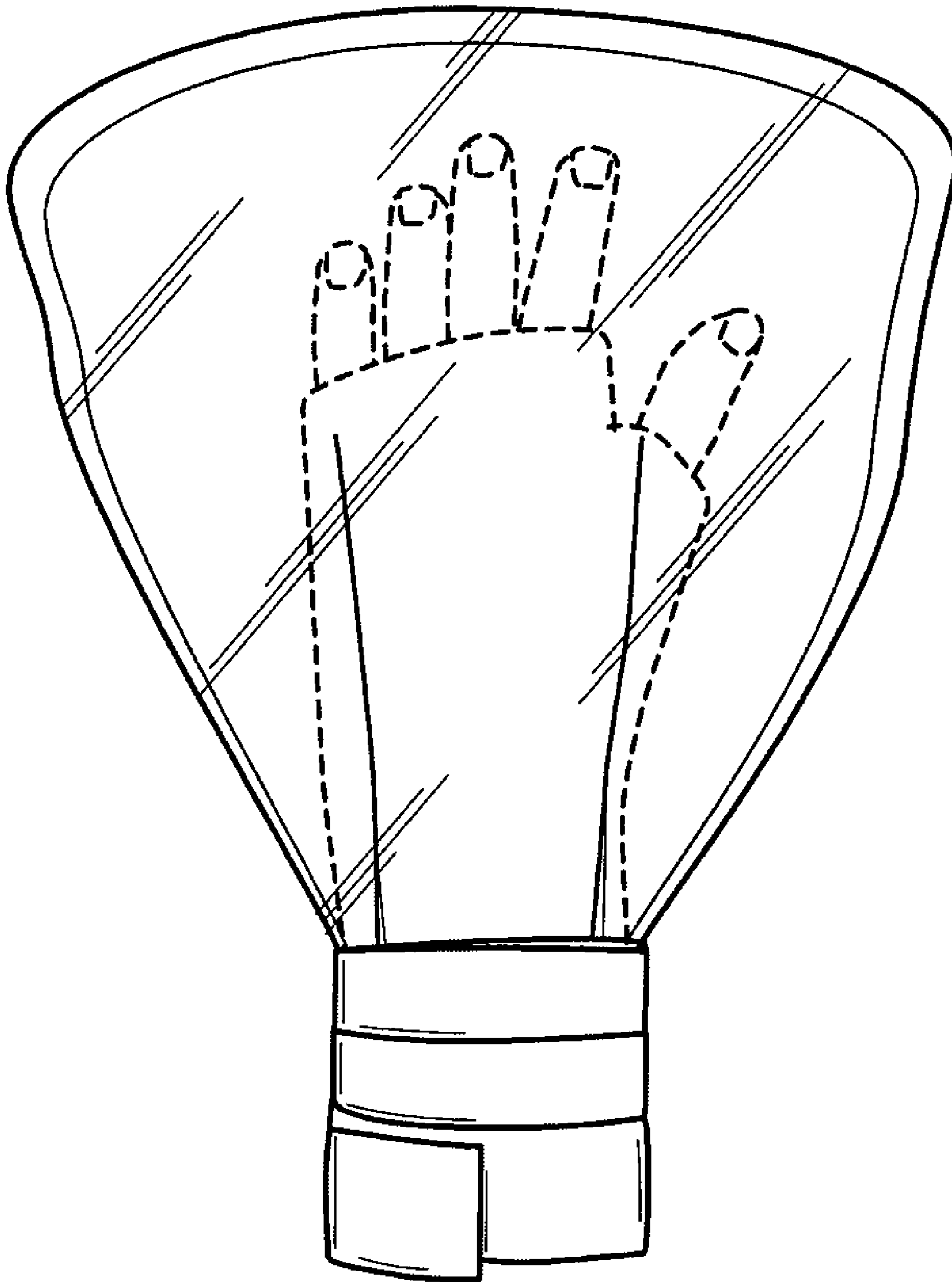


Fig. 9