



US00D638543S

(12) **United States Design Patent**  
**Geisser et al.**

(10) **Patent No.:** **US D638,543 S**  
(45) **Date of Patent:** **\*\* May 24, 2011**

(54) **MOBILE ENDOSCOPIC DOCUMENTATION SYSTEM**

(75) Inventors: **Romana Geisser**, Blumberg (DE); **Fritz Hensler**, Neuhausen (DE)

(73) Assignee: **Karl Storz GmbH & Co. KG** (DE)

(\*\*) Term: **14 Years**

(21) Appl. No.: **29/364,314**

(22) Filed: **Jun. 22, 2010**

(30) **Foreign Application Priority Data**

Dec. 22, 2009 (EM) ..... 001651142-0021

(51) **LOC (9) Cl.** ..... **24-02**

(52) **U.S. Cl.** ..... **D24/138; D24/186**

(58) **Field of Classification Search** ..... D24/138,  
D24/137, 186; 600/101-183

See application file for complete search history.

(56) **References Cited**

**U.S. PATENT DOCUMENTS**

D306,758 S *	3/1990	Stanley	.....	D24/111
D344,735 S *	3/1994	Ohman	.....	D15/7
D393,072 S *	3/1998	Rogler	.....	D24/186
D395,513 S *	6/1998	Rogler	.....	D24/186
D459,813 S *	7/2002	Ramsey, III	.....	D24/186
D592,754 S *	5/2009	Koike et al.	.....	D24/186
D598,097 S *	8/2009	Amano	.....	D24/138
D600,814 S *	9/2009	Lathrop et al.	.....	D24/186

D615,199 S *	5/2010	Zimmerli et al.	.....	D24/137
D627,883 S *	11/2010	Hayashi	.....	D24/138
2002/0032365 A1 *	3/2002	Hasegawa et al.	.....	600/102
2004/0225185 A1 *	11/2004	Obata et al.	.....	600/118
2008/0207993 A1 *	8/2008	Maruyama et al.	.....	600/101

**FOREIGN PATENT DOCUMENTS**

WO D032185-003 \* 2/1995

\* cited by examiner

*Primary Examiner* — Bridget L Eland

(74) *Attorney, Agent, or Firm* — St. Onge Steward Johnston & Reens LLC

(57) **CLAIM**

The ornamental design for a mobile endoscopic documentation system, as shown and described.

**DESCRIPTION**

FIG. 1 is a front, left side perspective view of a mobile endoscopic documentation system in accordance with the new design;

FIG. 2 is a front perspective view thereof;

FIG. 3 is a rear perspective view thereof;

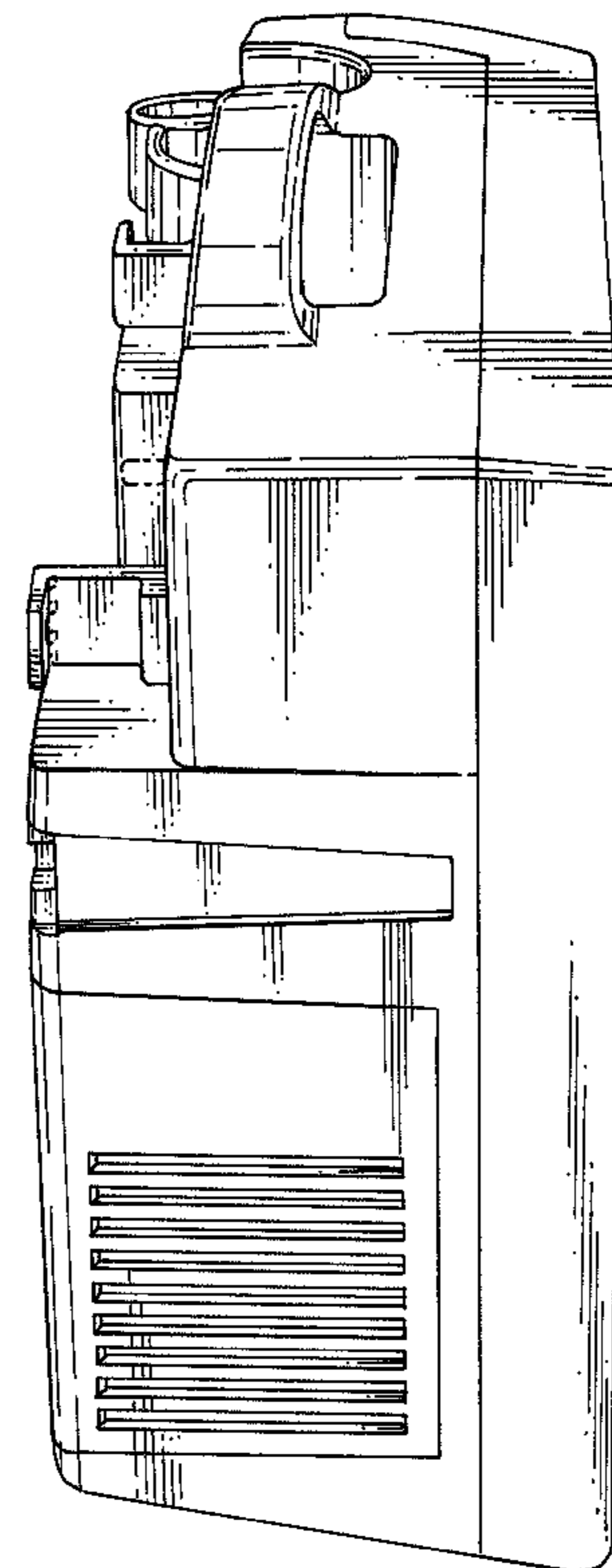
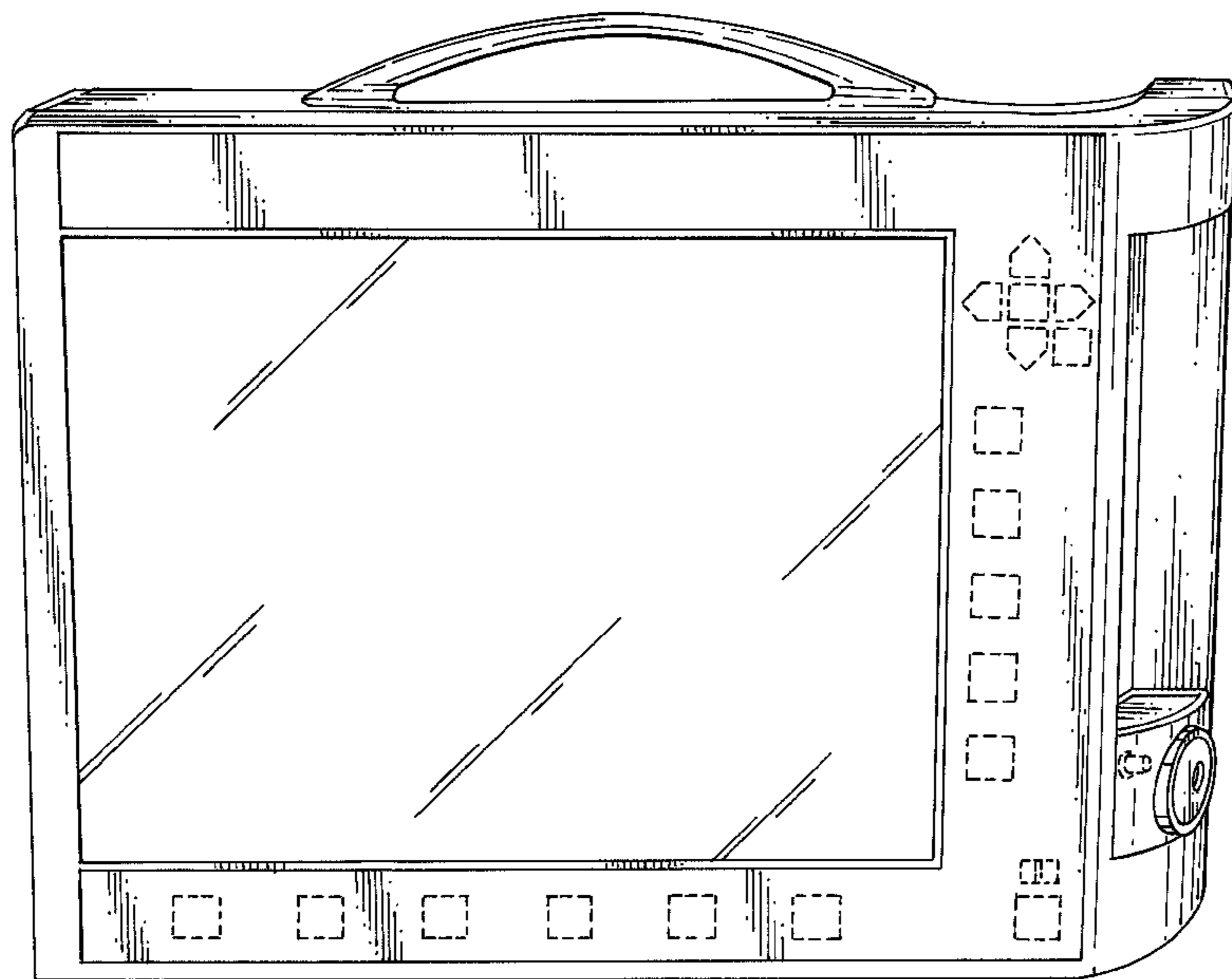
FIG. 4 is a top perspective view thereof;

FIG. 5 is a right side perspective view thereof; and,

FIG. 6 is a left side perspective view thereof.

The broken lines immediately adjacent the shaded areas represent the bounds of the claimed design while all other broken lines are directed to environment and are for illustrative purposes only; the broken lines form no part of the claimed design.

**1 Claim, 6 Drawing Sheets**



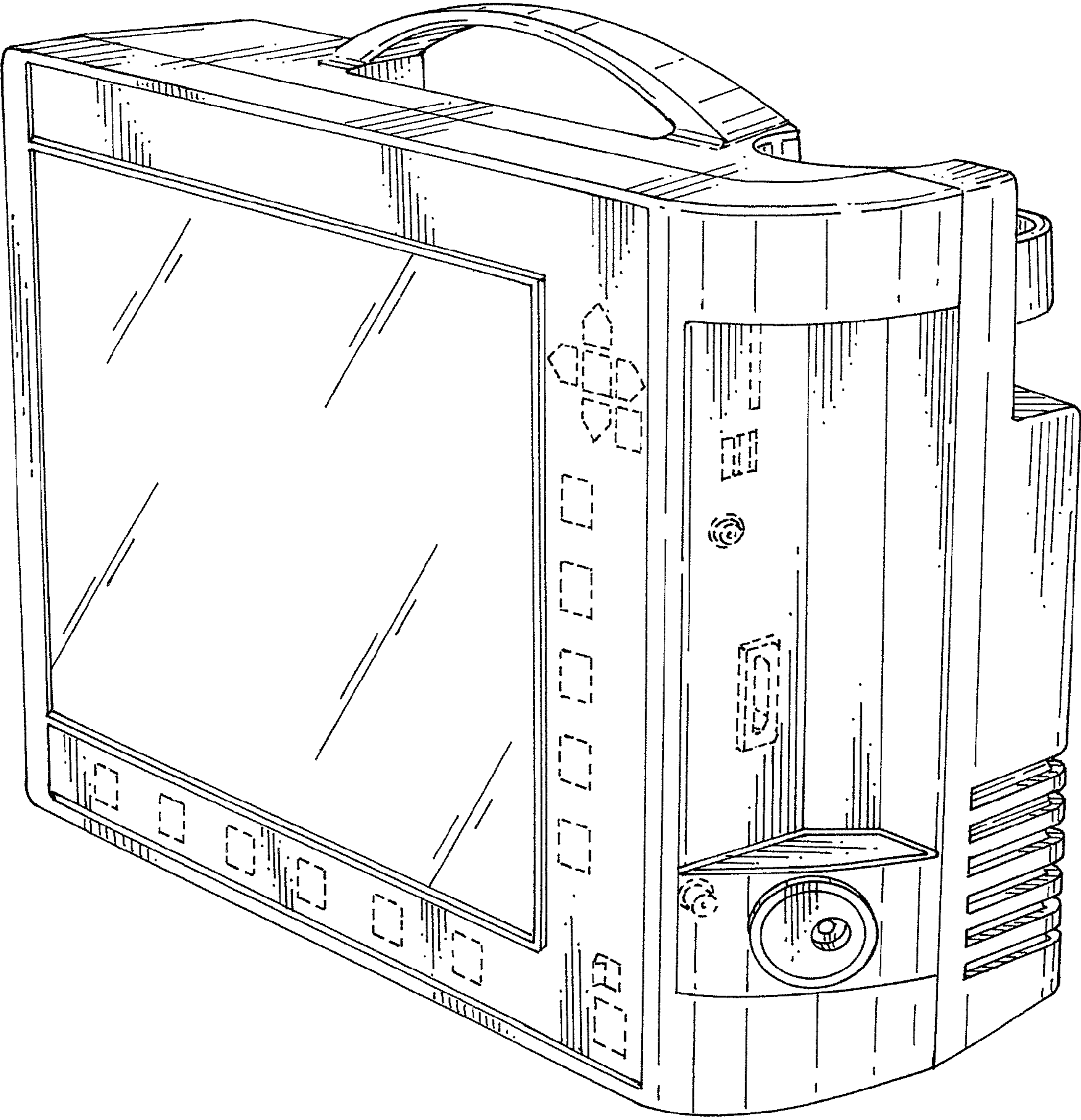
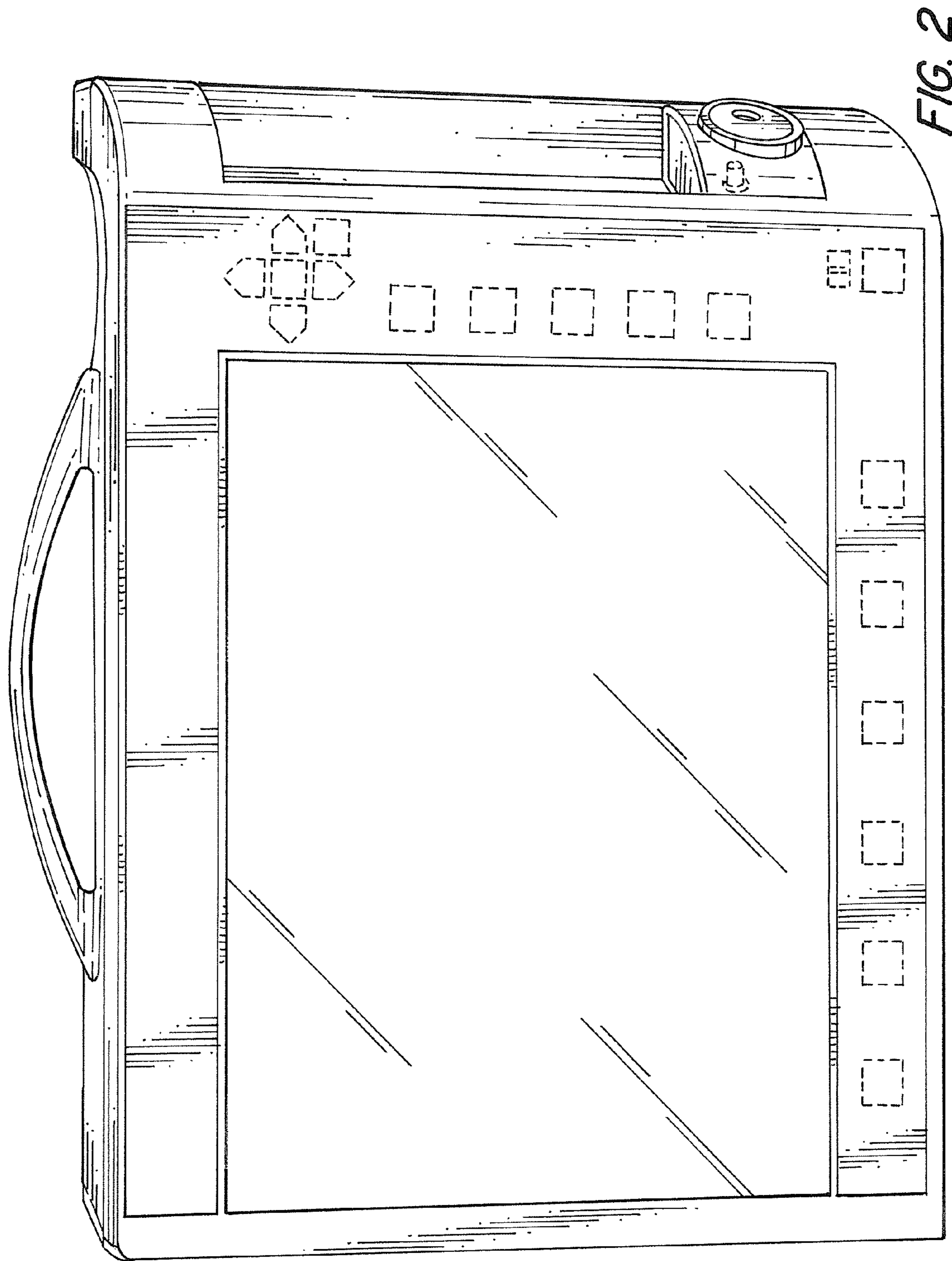


FIG. 1



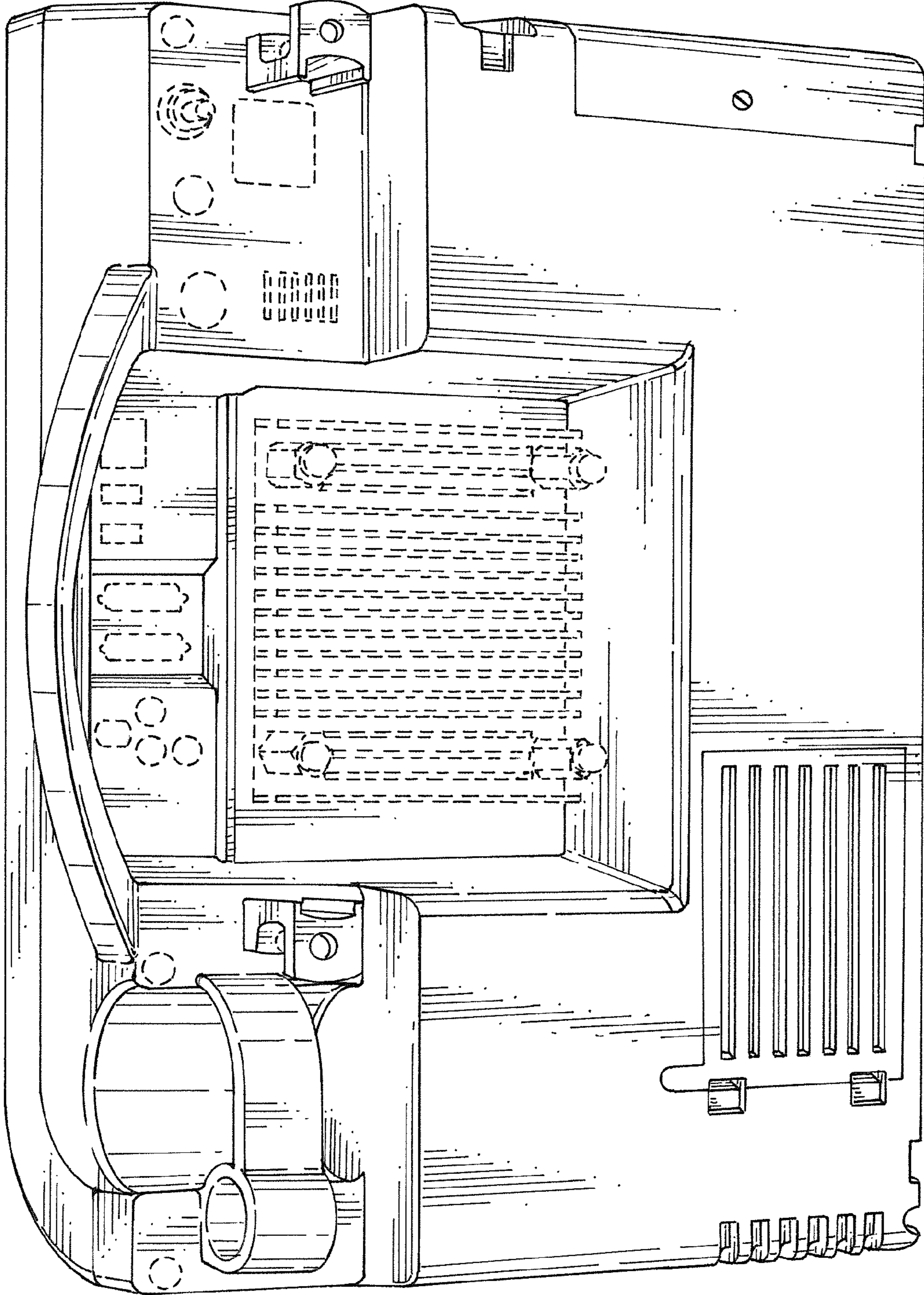


FIG. 3

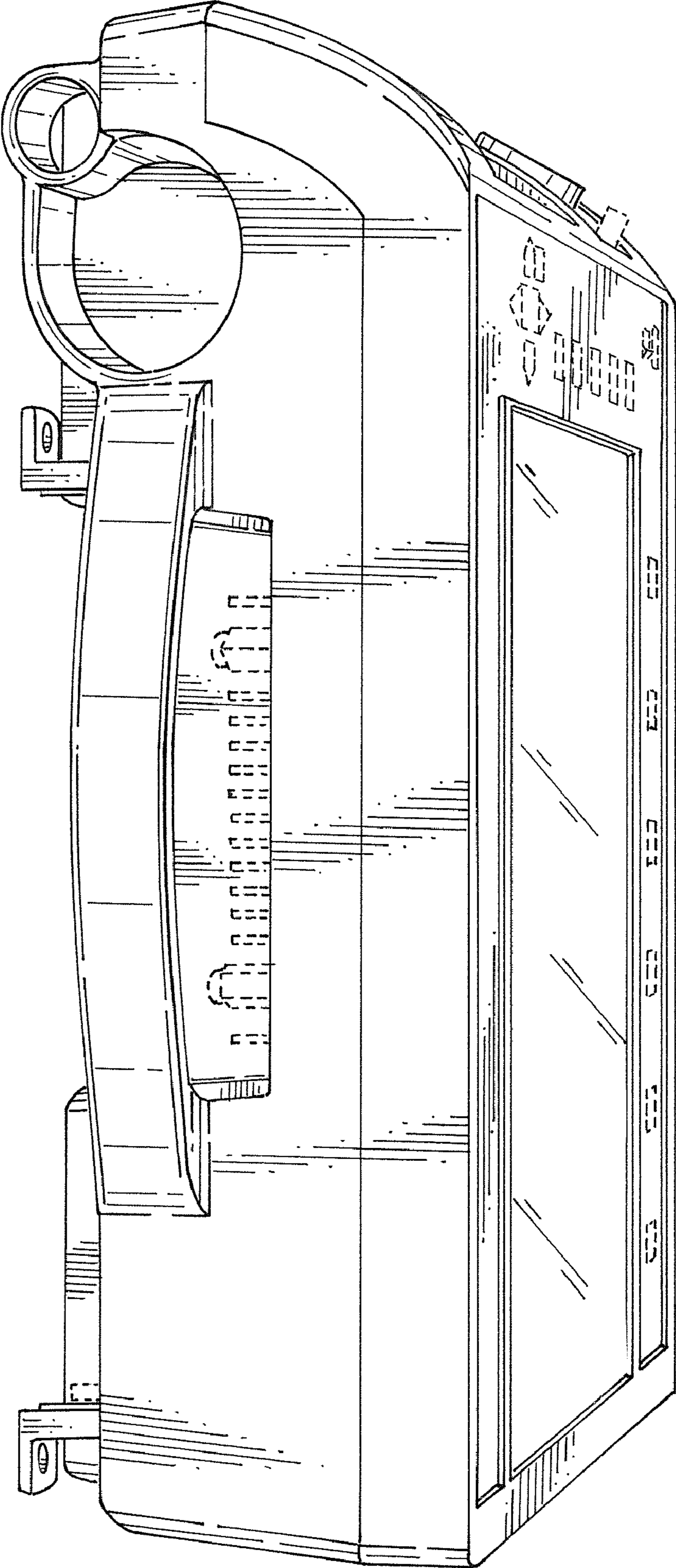
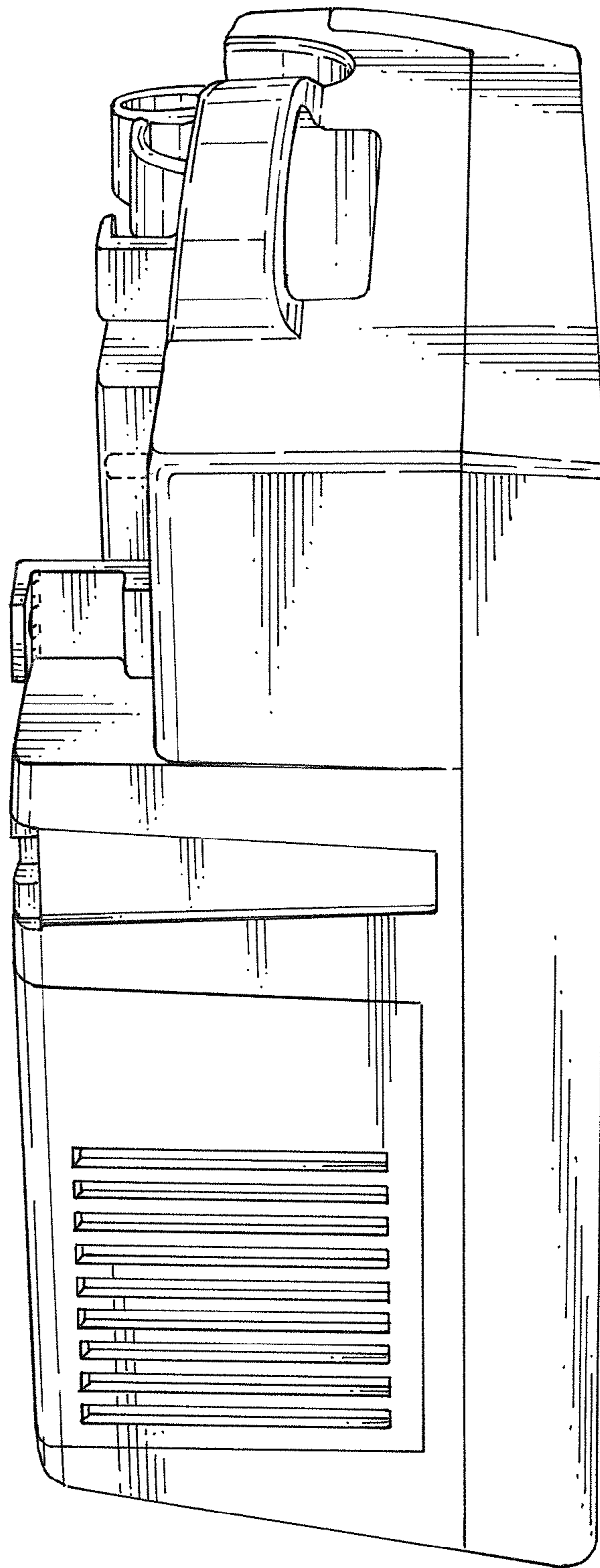
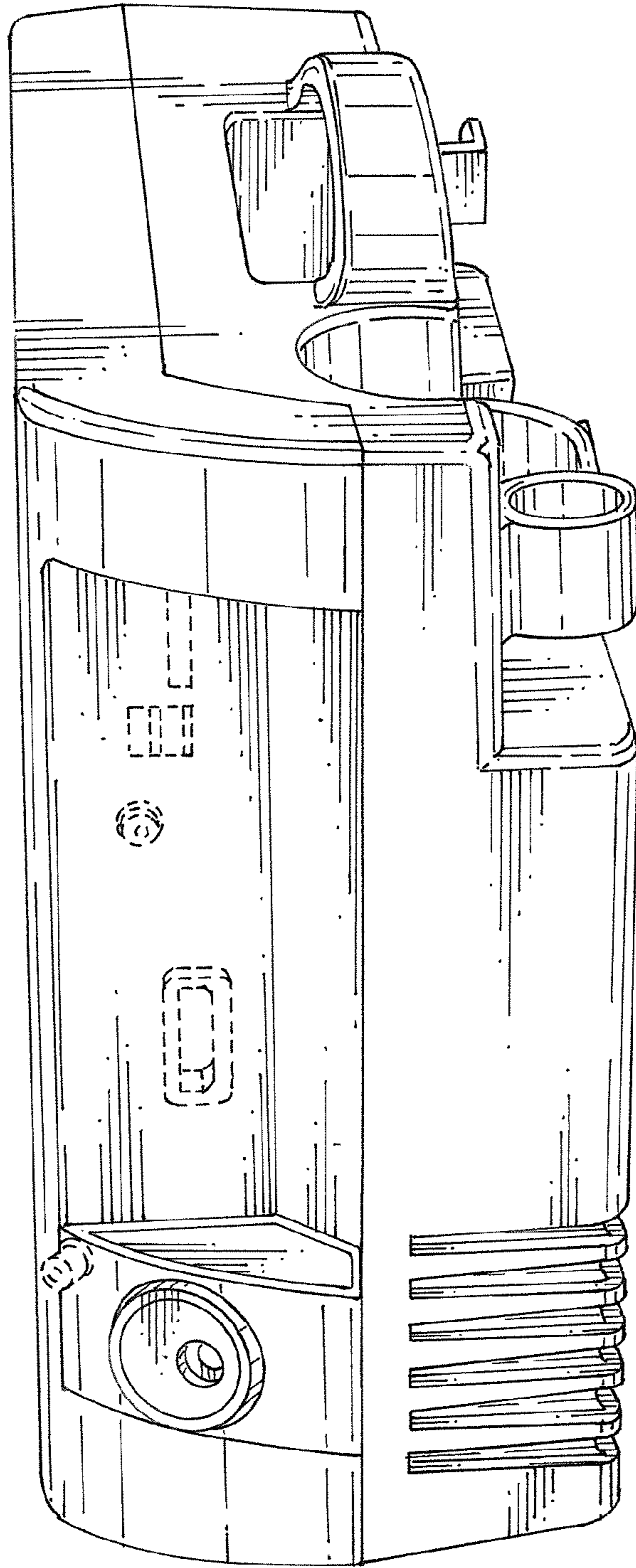


FIG. 4



*FIG. 5*



*FIG. 6*

**UNITED STATES PATENT AND TRADEMARK OFFICE**  
**Certificate**

Patent No. D. 638,543 S

Patented: May 24, 2011

On petition requesting issuance of a certificate for correction of inventorship pursuant to 35 U.S.C. 256, it has been found that the above identified patent, through error and without any deceptive intent, improperly sets forth the inventorship.

Accordingly, it is hereby certified that the correct inventorship of this patent is: Romana Geisser, Blumberg (DE); Fritz Hensler, Neuhausen (DE); and Wolfram Becker, Laer (DE).

Signed and Sealed this Eleventh Day of June 2013.

**IAN SIMMONS**  
*Supervisory Patent Examiner*  
Art Unit 2916  
Technology Center 2900