



US00D638530S

(12) **United States Design Patent**
Smith et al.

(10) **Patent No.:** **US D638,530 S**
(45) **Date of Patent:** **** May 24, 2011**

(54) **ADAPTOR SEAL**
(75) Inventors: **Ian Malcolm Smith**, Westleigh (AU);
Dan Kao, Northbridge (AU); **Perry**
David Lithgow, Moruya (AU)

5,174,534 A 12/1992 Mitchell
D345,010 S 3/1994 Aronsson et al.
5,292,432 A 3/1994 Janiek et al.
5,349,946 A 9/1994 McComb
D356,863 S 3/1995 Skaarstad
5,617,849 A 4/1997 Springett et al.

(Continued)

(73) Assignee: **Resmed Limited**, Bella Vista, New
South Wales (AU)

FOREIGN PATENT DOCUMENTS

(**) Term: **14 Years**

EP 0 39 234 A1 11/1989
(Continued)

(21) Appl. No.: **29/371,222**

OTHER PUBLICATIONS

(22) Filed: **Dec. 2, 2010**

Smith et al., Parent Application U.S. Appl. No. 29/347,815, filed Jun. 11, 2010.

Related U.S. Application Data

(Continued)

(63) Continuation of application No. 29/347,815, filed on Jun. 11, 2010, now Pat. No. Des. 630,718, which is a continuation of application No. 29/347,038, filed on Sep. 1, 2009, now Pat. No. Des. 619,449, which is a continuation of application No. 29/309,420, filed on Aug. 14, 2008, now Pat. No. Des. 600,787, which is a continuation of application No. 29/257,448, filed on Apr. 5, 2006, now Pat. No. Des. 577,109.

Primary Examiner — Holly H Baynham
(74) *Attorney, Agent, or Firm* — Nixon & Vanderhye P.C.

(51) **LOC (9) Cl.** **23-04**
(52) **U.S. Cl.** **D23/358**
(58) **Field of Classification Search** D23/358,
D23/365; D24/110; 55/502; 128/207.14,
128/206.24, 200.13
See application file for complete search history.

(57) **CLAIM**
The ornamental design for an adaptor seal, as shown and described.

DESCRIPTION

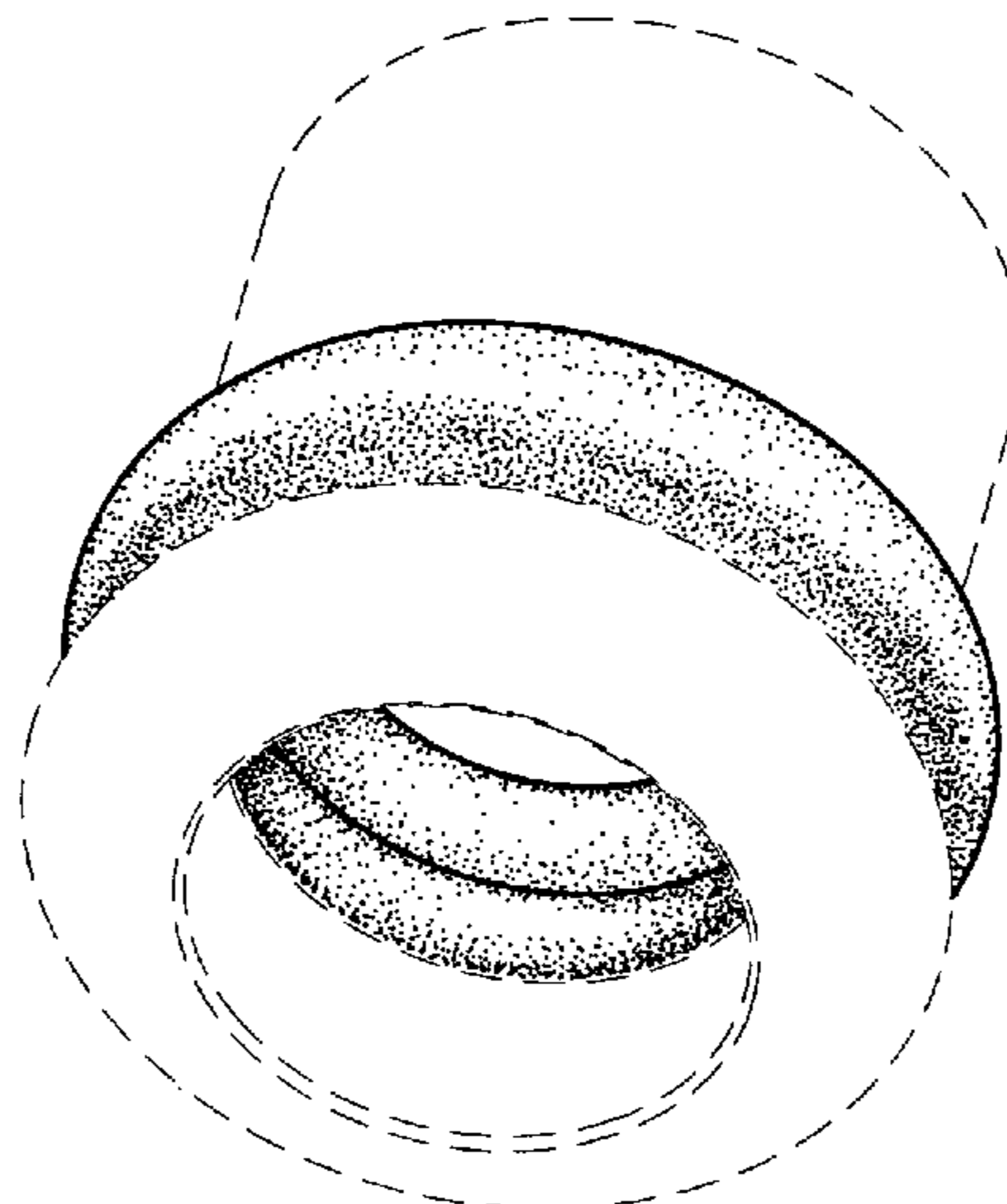
FIG. 1 is a front perspective view of an adaptor seal according to our design; and,
FIG. 2 is a left side view thereof, with the right side view thereof being a mirror image thereof.
The top and bottom views are not shown because they are similar to FIG. 2, the only difference is that the top and bottom views would be rotated 90° clockwise and 90° counterclockwise, respectively, compared to FIG. 2.
The broken line showing of a portion of the seal is included for the purpose of illustrating environment and forms no part of the claimed design.
The dotted lines represent the border between claimed and unclaimed subject matter and do not form part of the claimed adaptor seal design.

(56) **References Cited**

U.S. PATENT DOCUMENTS

2,999,562 A 9/1961 Lechtenberg
D191,806 S 11/1961 Lechtenberg
3,388,705 A 6/1968 Grosshandler
3,796,027 A 3/1974 Gumtow
3,959,891 A 6/1976 Burkall
3,982,532 A 9/1976 Halldin et al.
4,537,214 A 8/1985 Cowan
4,552,574 A 11/1985 Hotta
5,174,460 A 12/1992 Minnette

1 Claim, 1 Drawing Sheet



US D638,530 S

Page 2

U.S. PATENT DOCUMENTS

5,640,937 A 6/1997 Slopsema
5,649,986 A 7/1997 Mueller
5,673,687 A 10/1997 Dobson et al.
5,715,815 A 2/1998 Lorenzen et al.
5,766,451 A 6/1998 Sparling
D403,417 S 12/1998 Rakocy
D416,319 S 11/1999 Rollins
D421,298 S 2/2000 Kenyon
D427,675 S 7/2000 Hansel
D467,335 S 12/2002 Lithgow
D468,011 S 12/2002 Lithgow et al.
D474,266 S 5/2003 Rotter et al.
D476,077 S 6/2003 Lithgow
D487,311 S 3/2004 Lithgow et al.
6,752,846 B2 6/2004 Rotter et al.
D493,520 S 7/2004 Bertinetti et al.
D493,884 S 8/2004 Virr et al.
6,811,546 B1 11/2004 Callas et al.
D503,796 S 4/2005 Lithgow et al.
7,025,799 B2 4/2006 Peterson
7,036,509 B2 5/2006 Rapacki et al.

D550,349 S 9/2007 Lithgow et al.
D553,228 S 10/2007 Virr et al.
D561,890 S 2/2008 Lithgow et al.
D565,160 S 3/2008 Virr et al.
D577,109 S 9/2008 Smith et al.
D600,787 S 9/2009 Smith et al.
D611,593 S 3/2010 Lithgow et al.
D613,385 S 4/2010 Smith et al.
D619,449 S 7/2010 Smith et al.
2004/0065335 A1 4/2004 Huber et al.
2005/0183406 A1 8/2005 Coburn

FOREIGN PATENT DOCUMENTS

GB 2 116 434 9/1983
WO WO 2004/112873 A1 12/2004
WO WO 2007/019627 2/2007

OTHER PUBLICATIONS

Jeha et al., U.S. Appl. No. 10/533,940, filed May 2005.
Smith et al., U.S. Appl. No. 11/988,720, filed Jan. 14, 2008.
Fisher & Paykel Healthcare, "SleepStyle™ 2000 CPAP Series"
Specification Sheets, 4 pages, Published Prior to Jun. 2005.

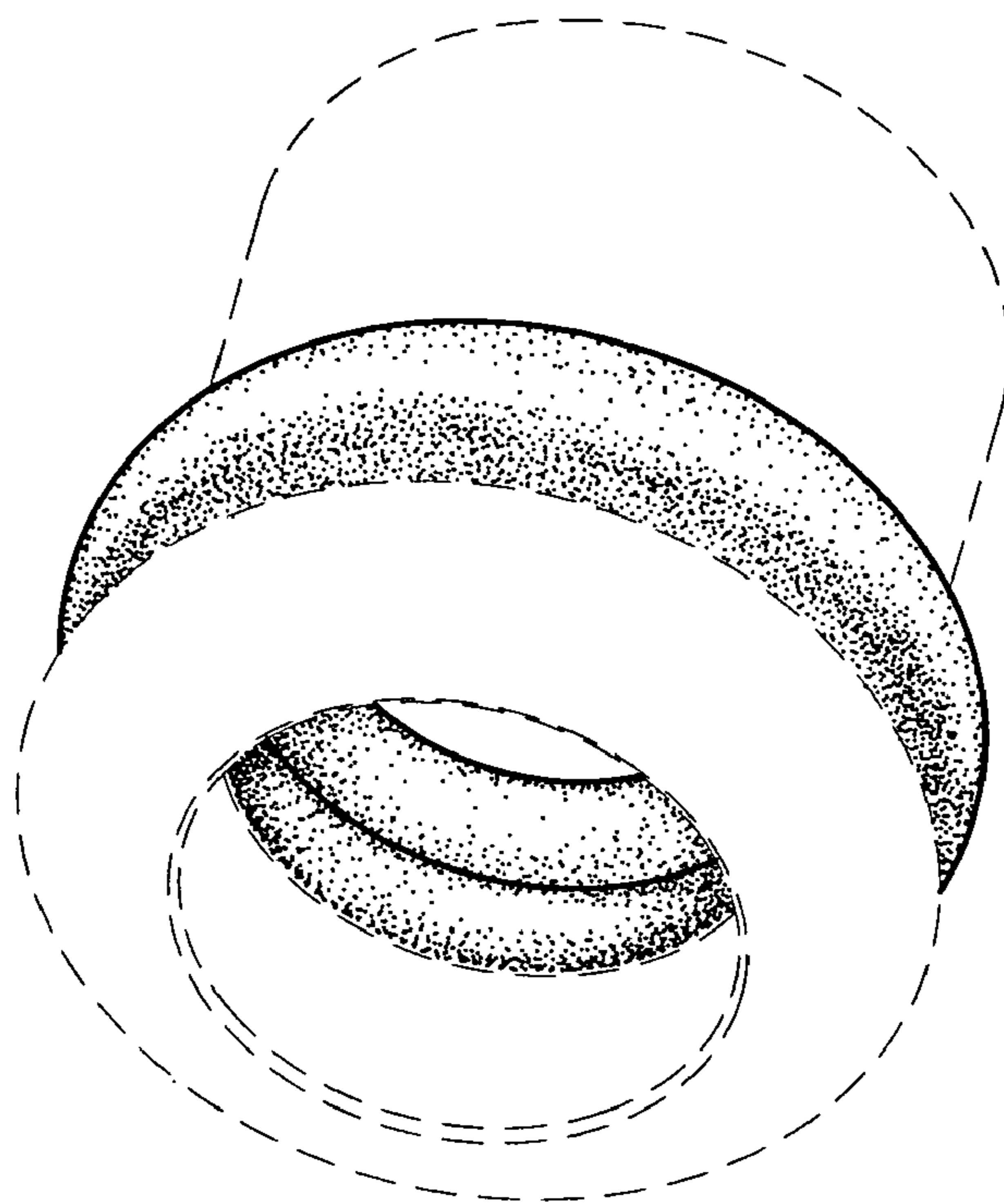


Fig. 1

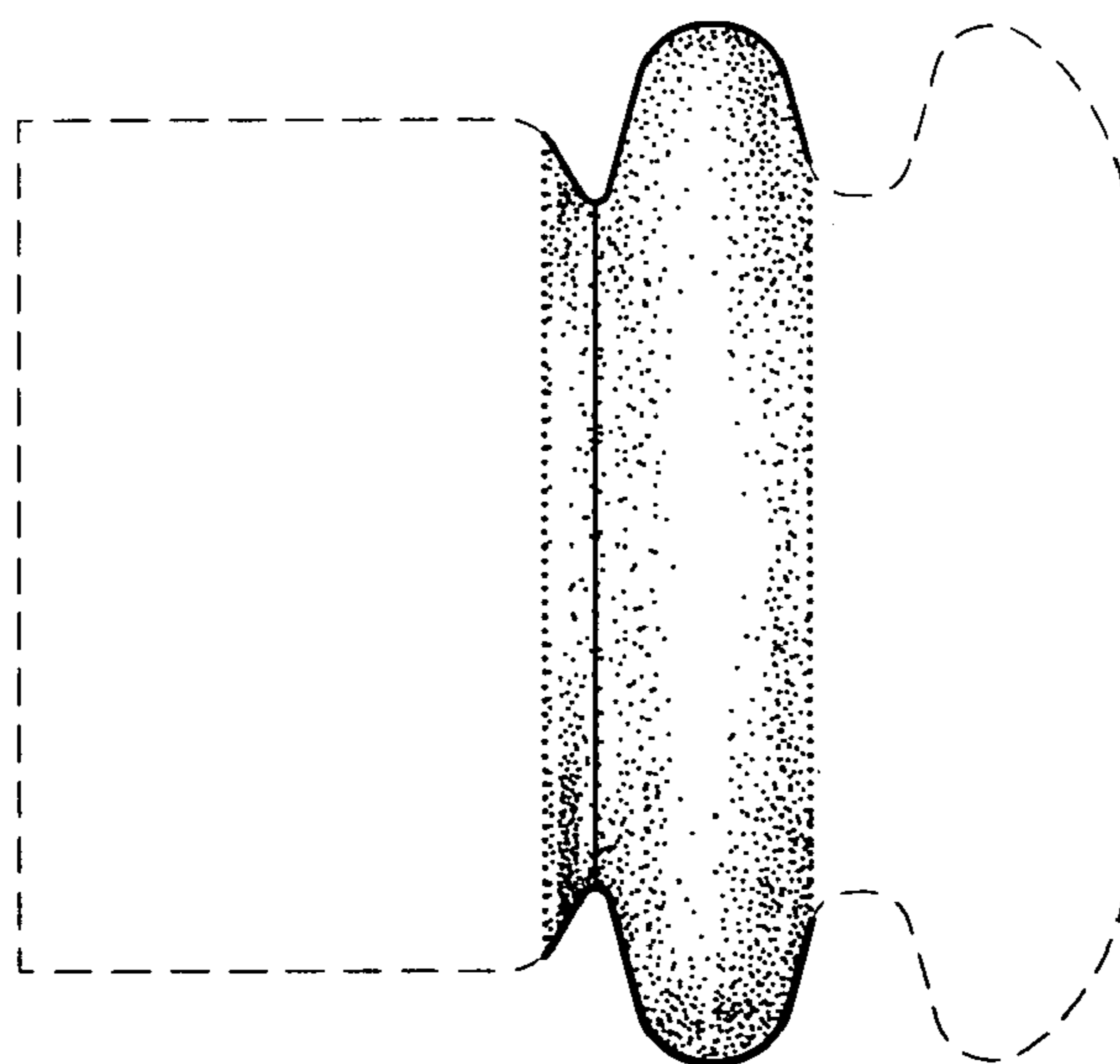


Fig. 2