



US00D638518S

(12) **United States Design Patent**  
**Herre et al.**

(10) **Patent No.:** **US D638,518 S**  
(45) **Date of Patent:** **\*\* May 24, 2011**

(54) **ROTARY ATOMIZER COMPONENT**

(75) Inventors: **Frank Herre**, Oberriexingen (DE);  
**Joachim Hering**, Dürmentingen (DE);  
**Rainer Melcher**, Oberstenfeld (DE);  
**Thomas Buck**, Sachsenheim (DE);  
**Michael Baumann**, Flein (DE);  
**Bernhard Seiz**, Lauffen (DE); **Manfred Michelfelder**, Steinheim (DE)

(73) Assignee: **Duerr Systems GmbH**,  
Bietigheim-Bissingen (DE)

(\*\*) Term: **14 Years**

(21) Appl. No.: **29/361,657**

(22) Filed: **May 13, 2010**

(30) **Foreign Application Priority Data**

Nov. 13, 2009 (EM) ..... 001181705-0004

(51) **LOC (9) Cl.** ..... **23-01**

(52) **U.S. Cl.** ..... **D23/213**

(58) **Field of Classification Search** ..... D23/213;  
239/223, 225.1, 290, 291, 292; 427/475;  
118/300

See application file for complete search history.

(56) **References Cited**

U.S. PATENT DOCUMENTS

7,070,130 B1 \* 7/2006 Minko ..... 239/690.1

\* cited by examiner

*Primary Examiner* — Robin V Webster

(74) *Attorney, Agent, or Firm* — Rader Fishman & Grauer

(57) **CLAIM**

The ornamental design for a rotary atomizer component, as shown and described.

**DESCRIPTION**

FIG. 1 is an upper perspective view of a rotary atomizer component of our new design;

FIG. 2 is another upper perspective view of a rotary atomizer component of our new design;

FIG. 3 is a side view of a rotary atomizer component of our new design;

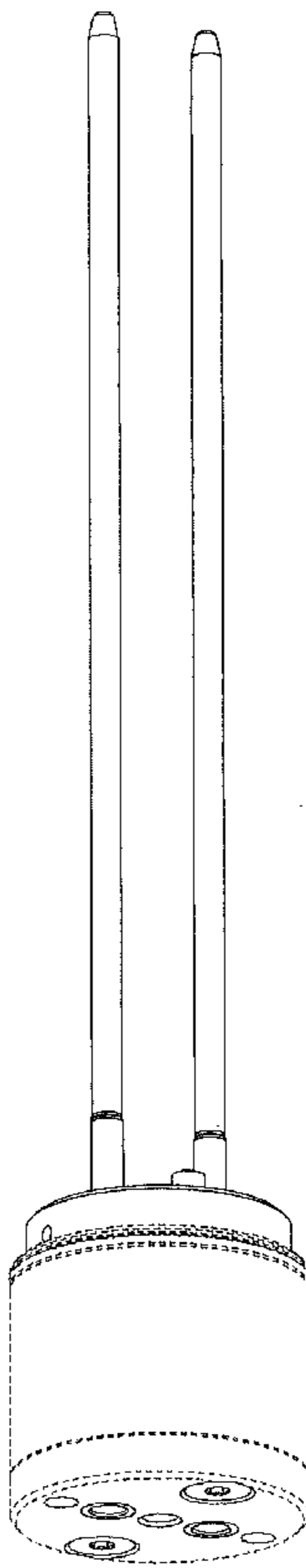
FIG. 4 is a top view of a rotary atomizer component of our new design;

FIG. 5 is a front view of a rotary atomizer component of our new design; and,

FIG. 6 is a rear view of a rotary atomizer component of our new design.

The broken lines in the FIGS. are directed to environment and are for illustrative purposes only. The broken lines form no part of the claimed design.

**1 Claim, 3 Drawing Sheets**



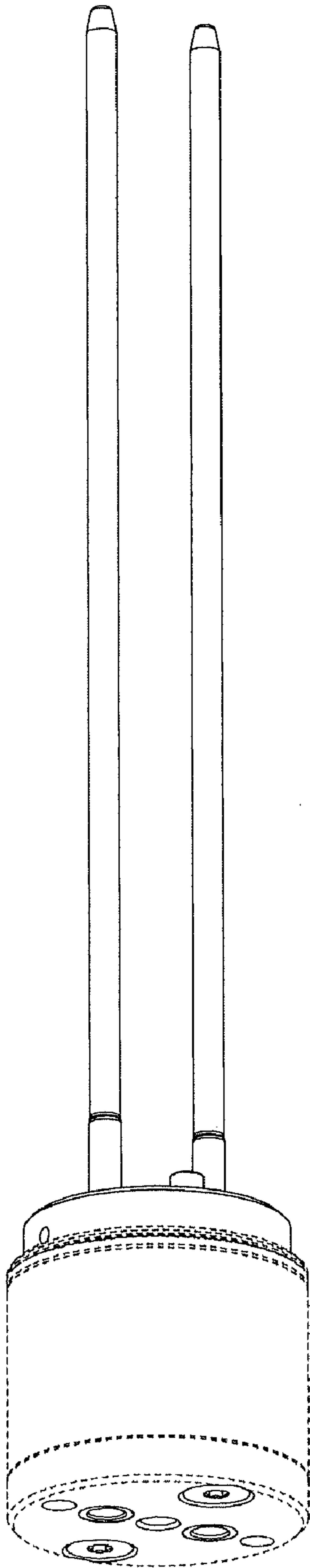


FIG. 1

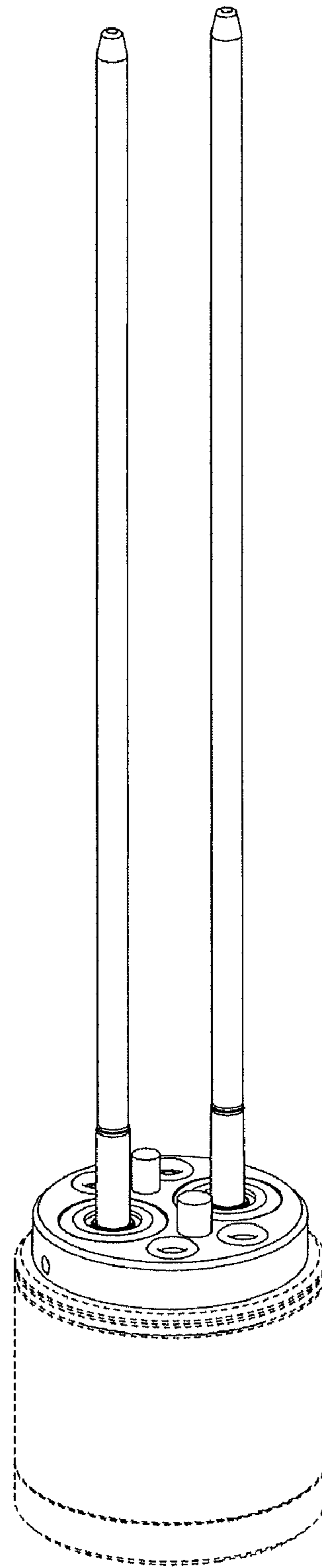


FIG. 2

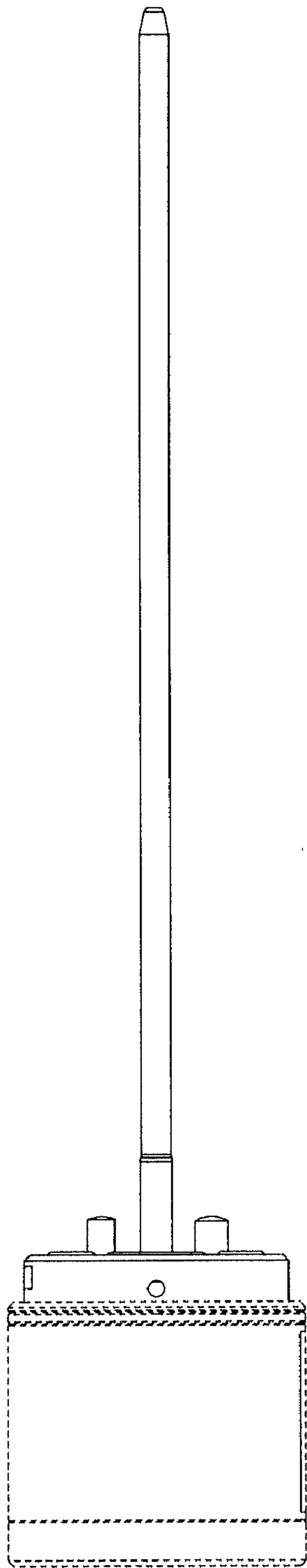


FIG. 3

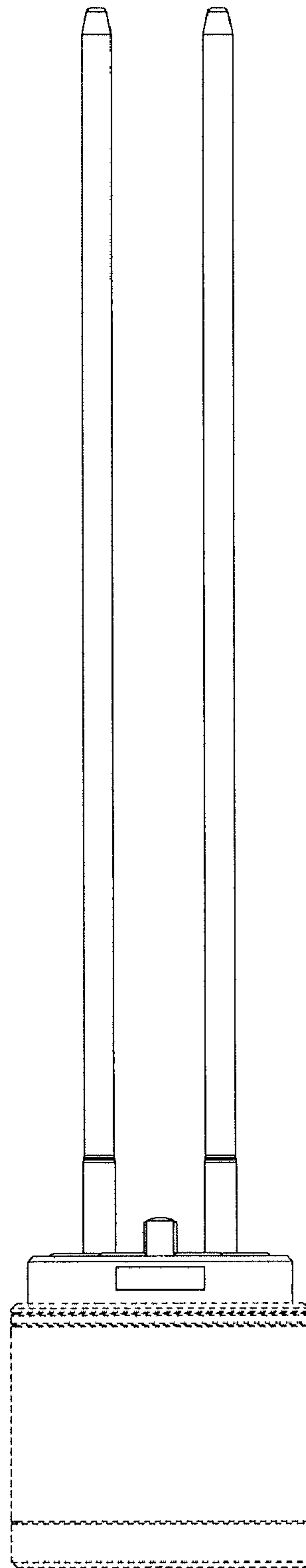


FIG. 4




FIG. 5

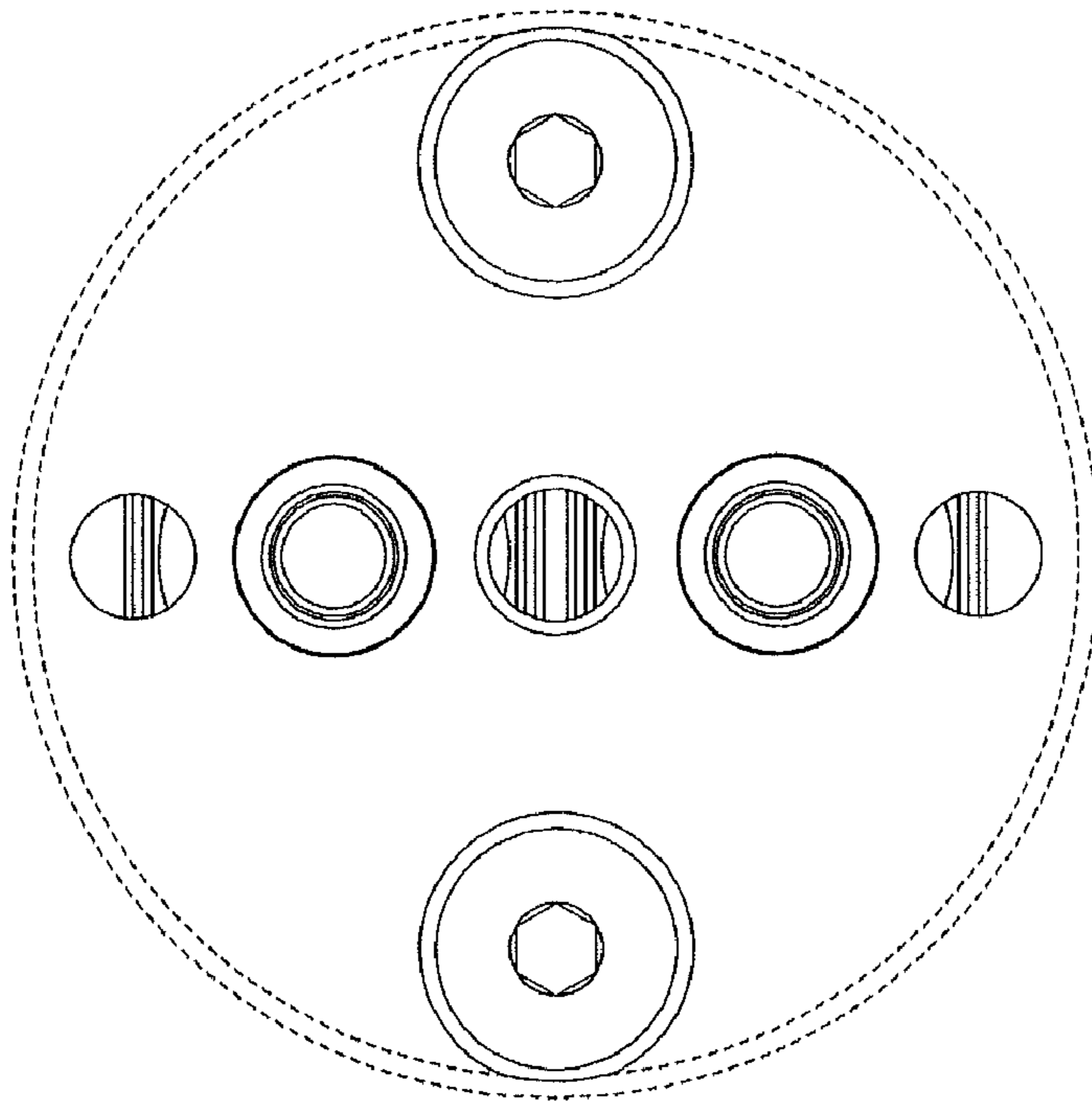


FIG. 6