



US00D638504S

(12) **United States Design Patent**
Lidenberg

(10) **Patent No.:** **US D638,504 S**

(45) **Date of Patent:** **** May 24, 2011**

(54) **GOLF CLUB GRIP**

(76) Inventor: **Rodney D. Lidenberg**, Eden Prairie,
MN (US)

(**) Term: **14 Years**

(21) Appl. No.: **29/349,808**

(22) Filed: **May 4, 2010**

(51) **LOC (9) Cl.** **21-02**

(52) **U.S. Cl.** **D21/756**

(58) **Field of Classification Search** D21/756-758;
473/300-303, 294, 201

See application file for complete search history.

(56) **References Cited**

U.S. PATENT DOCUMENTS

D223,461	S	*	4/1972	Spencer	D21/756
5,348,303	A		9/1994	Swissheim		
5,427,376	A		6/1995	Cummings et al.		
5,865,684	A	*	2/1999	Herber	473/300
6,022,278	A		2/2000	Vela		

D424,147	S	*	5/2000	Vela	D21/756
D427,654	S	*	7/2000	Cleveland et al.	D21/756
6,648,770	B1		11/2003	Snyder		
6,656,054	B2		12/2003	Ulrich		
D502,750	S	*	3/2005	Chen	D21/756

* cited by examiner

Primary Examiner — Mitchell I Siegel

(74) *Attorney, Agent, or Firm* — Richard John Bartz

(57) **CLAIM**

The ornamental design for the golf club grip, as shown and described.

DESCRIPTION

FIG. 1 is a front elevational view of the golf club grip of our design;

FIG. 2 is a side elevational view of the right side thereof;

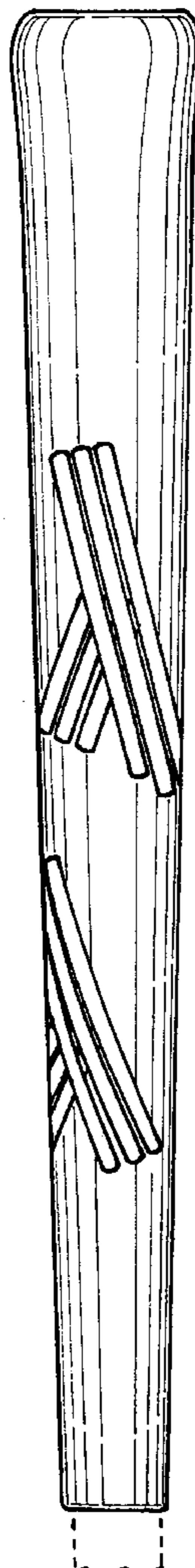
FIG. 3 is a side elevational view of the left side thereof;

FIG. 4 is a rear elevational view thereof;

FIG. 5 is a top plan view thereof; and,

FIG. 6 is a bottom plan view thereof.

1 Claim, 2 Drawing Sheets






FIG. 1

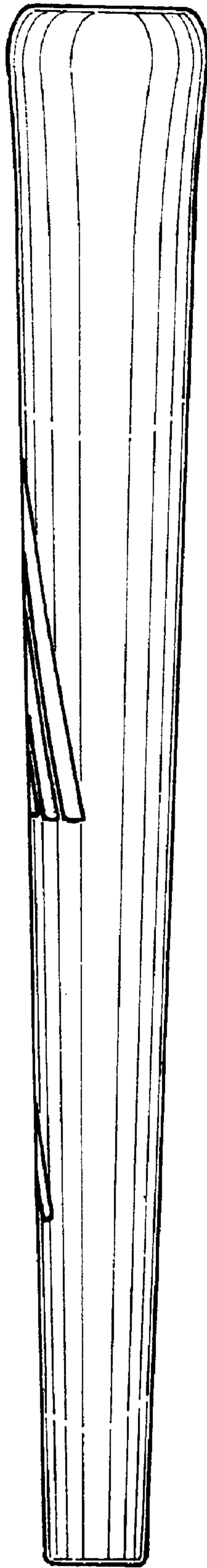


FIG. 2

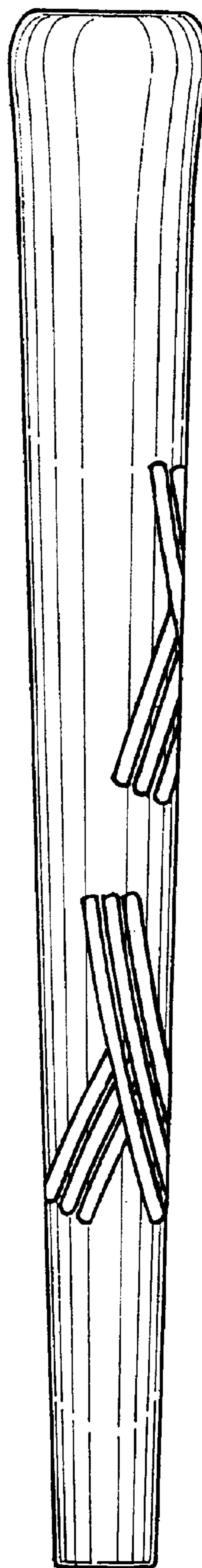


FIG. 3

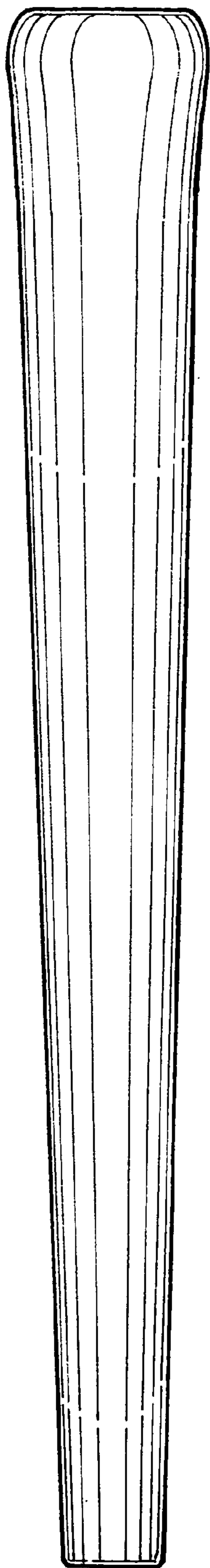


FIG. 4

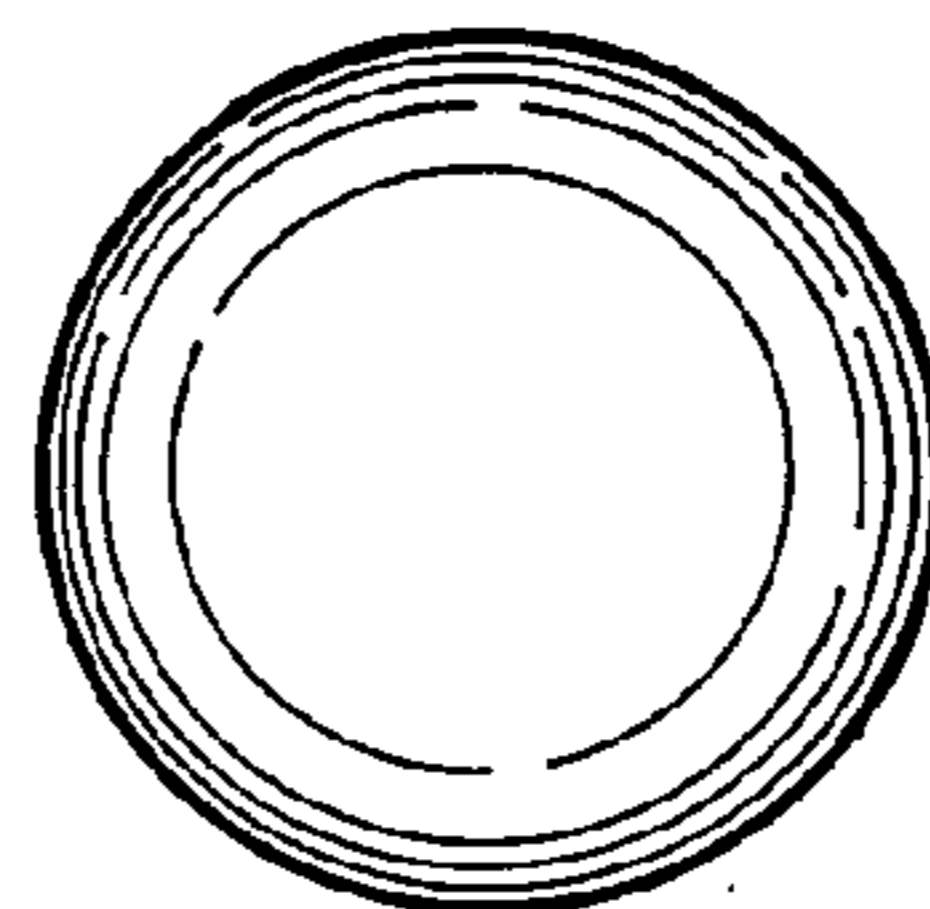


FIG. 5




FIG. 6