



US00D638501S

(12) **United States Design Patent**
Fishman

(10) **Patent No.:** **US D638,501 S**

(45) **Date of Patent:** **** May 24, 2011**

(54) **PLAY BLOCK**

(76) Inventor: **Emily Fishman**, Mill Valley, CA (US)

(**) Term: **14 Years**

(21) Appl. No.: **29/369,239**

(22) Filed: **Sep. 3, 2010**

(51) **LOC (9) Cl.** **21-01**

(52) **U.S. Cl.** **D21/504**

(58) **Field of Classification Search** D21/453,
D21/484-487, 490, 491, 492, 494, 499-502,
D21/504, 506, 507; D25/35, 113, 114, 118;
446/69, 89, 92, 102-128; 434/259, 208,
434/403; 52/503; 273/153, 156, 160; D8/354,
D8/356, 382; D23/422

See application file for complete search history.

(56) **References Cited**

U.S. PATENT DOCUMENTS

1,894,605	A *	1/1933	Wright	446/122
3,708,910	A *	1/1973	Skillman	446/69
D227,528	S *	7/1973	Wahl	D8/382
3,787,996	A	1/1974	Smith et al.	
D255,039	S *	5/1980	Gale	D21/500
D271,847	S *	12/1983	Hernandez	D8/356
D277,609	S	2/1985	Deimen	
5,575,125	A	11/1996	Lalvani	
D421,709	S *	3/2000	Haslem et al.	D8/354
D437,622	S *	2/2001	Chang	D21/501
6,386,541	B1	5/2002	Cornelius et al.	

D504,805	S *	5/2005	Sorkin	D8/356
D542,405	S *	5/2007	Esjunin	D23/422
D548,056	S *	8/2007	Erickson et al.	D8/354
D598,277	S *	8/2009	Tsai	D8/394

* cited by examiner

Primary Examiner — Cynthia M Chin

(74) *Attorney, Agent, or Firm* — Edward S. Sherman

(57) **CLAIM**

The ornamental design for a play block, as shown and described.

DESCRIPTION

FIG. 1 is a perspective view of the “play block” showing my new design;

FIG. 2 is a top plan view thereof, the bottom plan view being identical thereto;

FIG. 3 is a front elevation view thereof, the back, right and left side elevation views being identical thereto;

FIG. 4 is an environmental perspective view thereof showing a combination of blocks; and,

FIG. 5 is another environmental perspective view thereof showing another combination of blocks.

Dimensions of the portions of the “play block” of the fifth embodiment designated as x", y" and z" are provided to indicated the proportion appropriate for nested engagement of adjacent blocks as shown in FIG. 4.

The broken lines represent portions of the article that form no part of the claim.

1 Claim, 3 Drawing Sheets

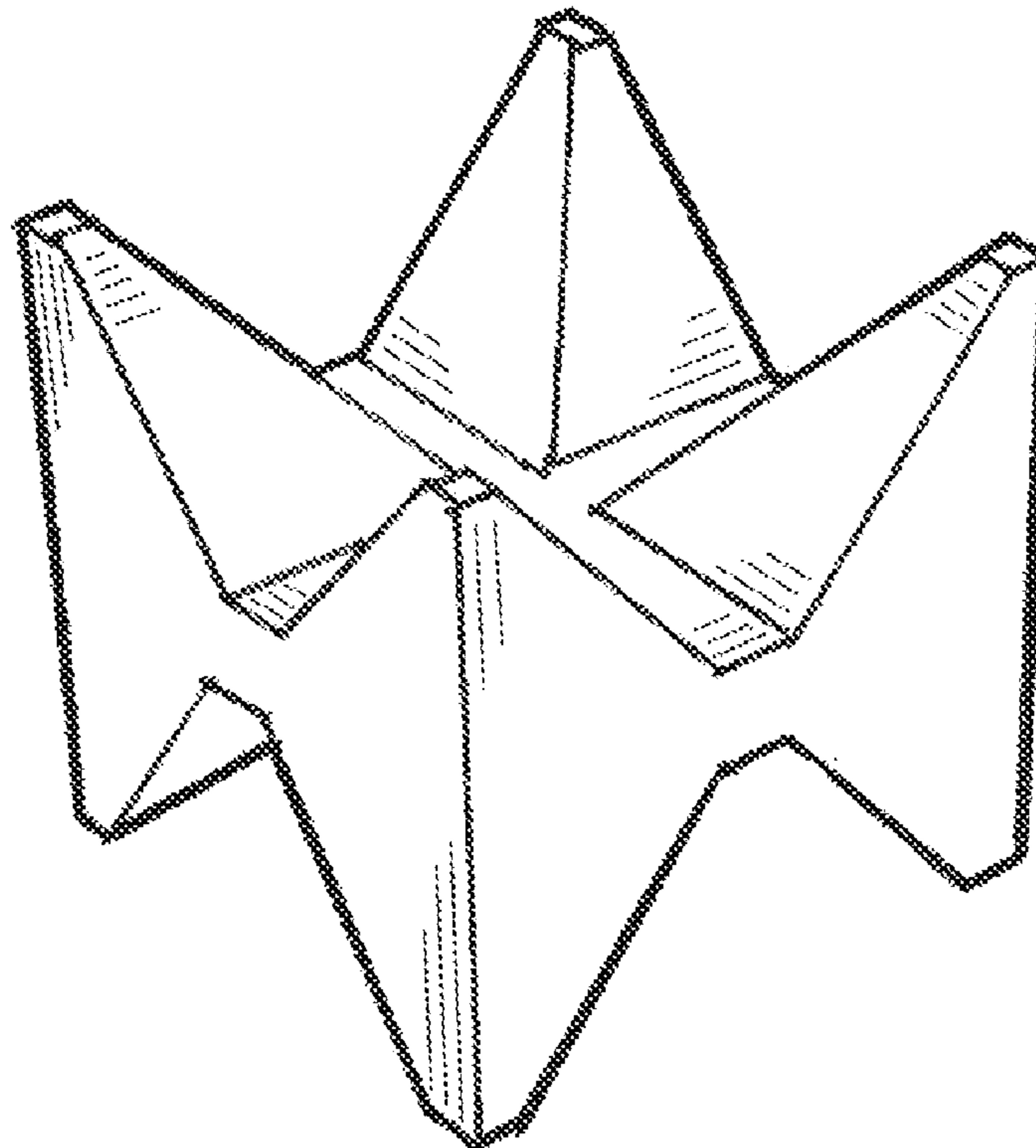


FIG. 2

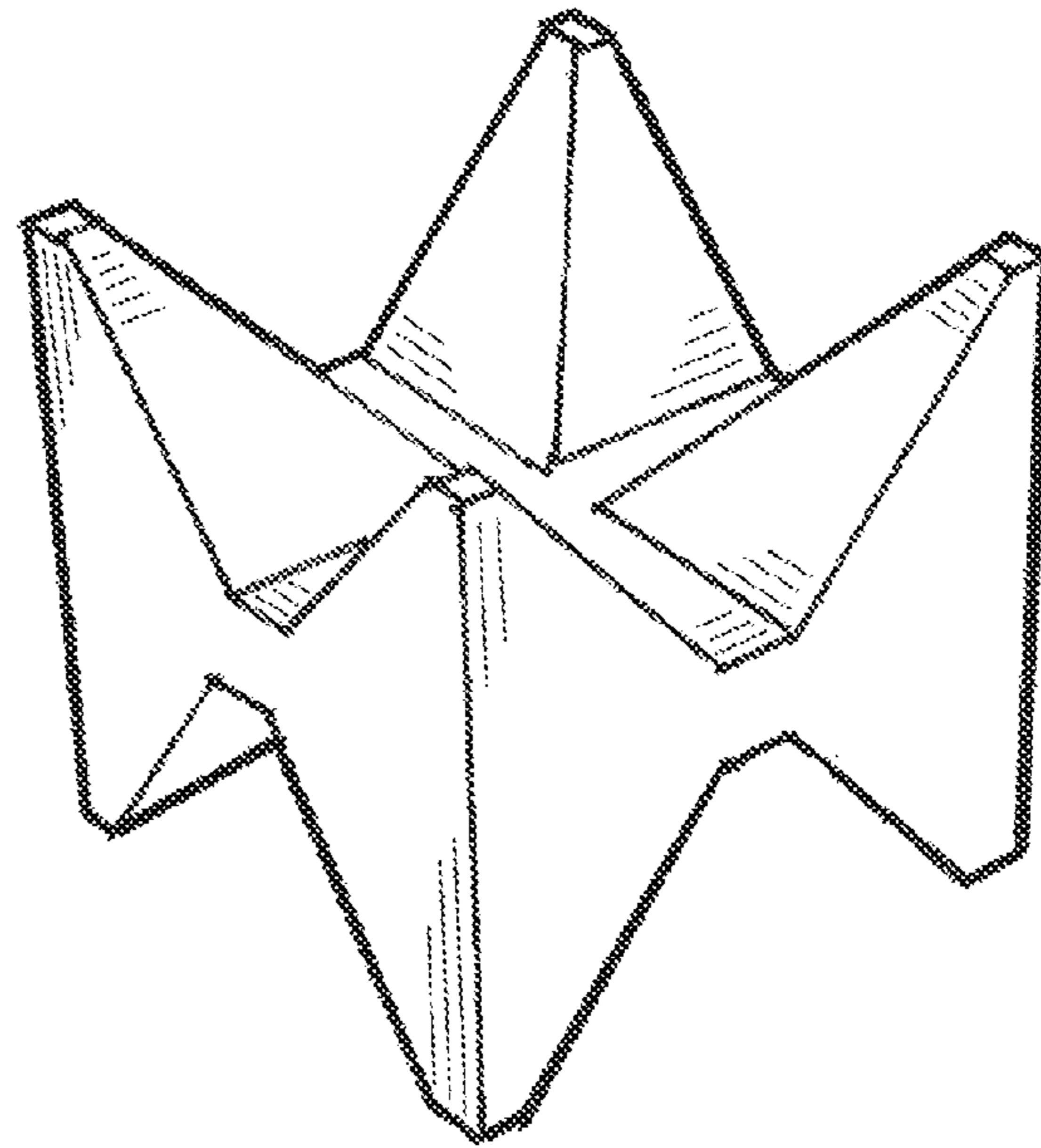
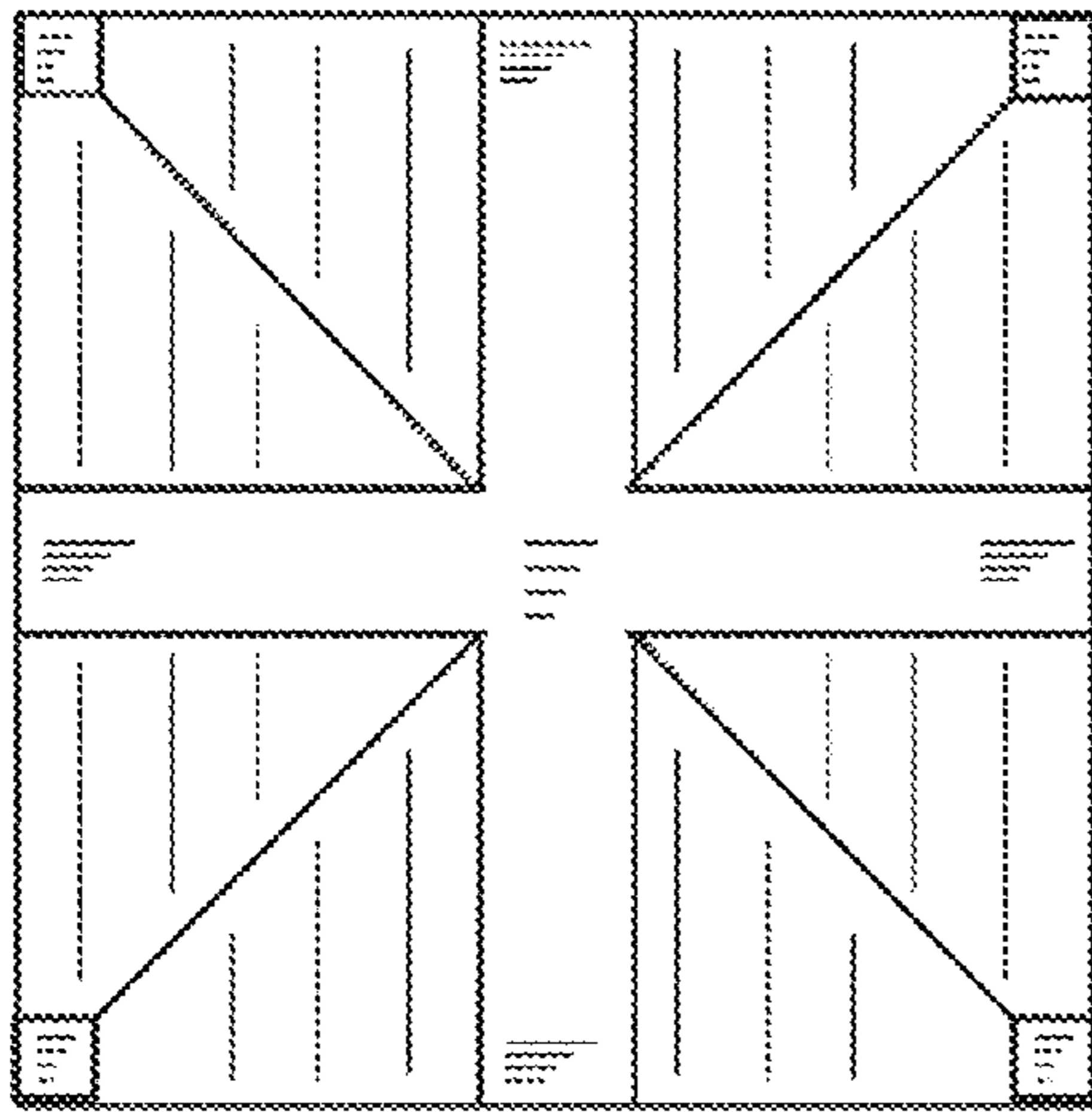


FIG. 1

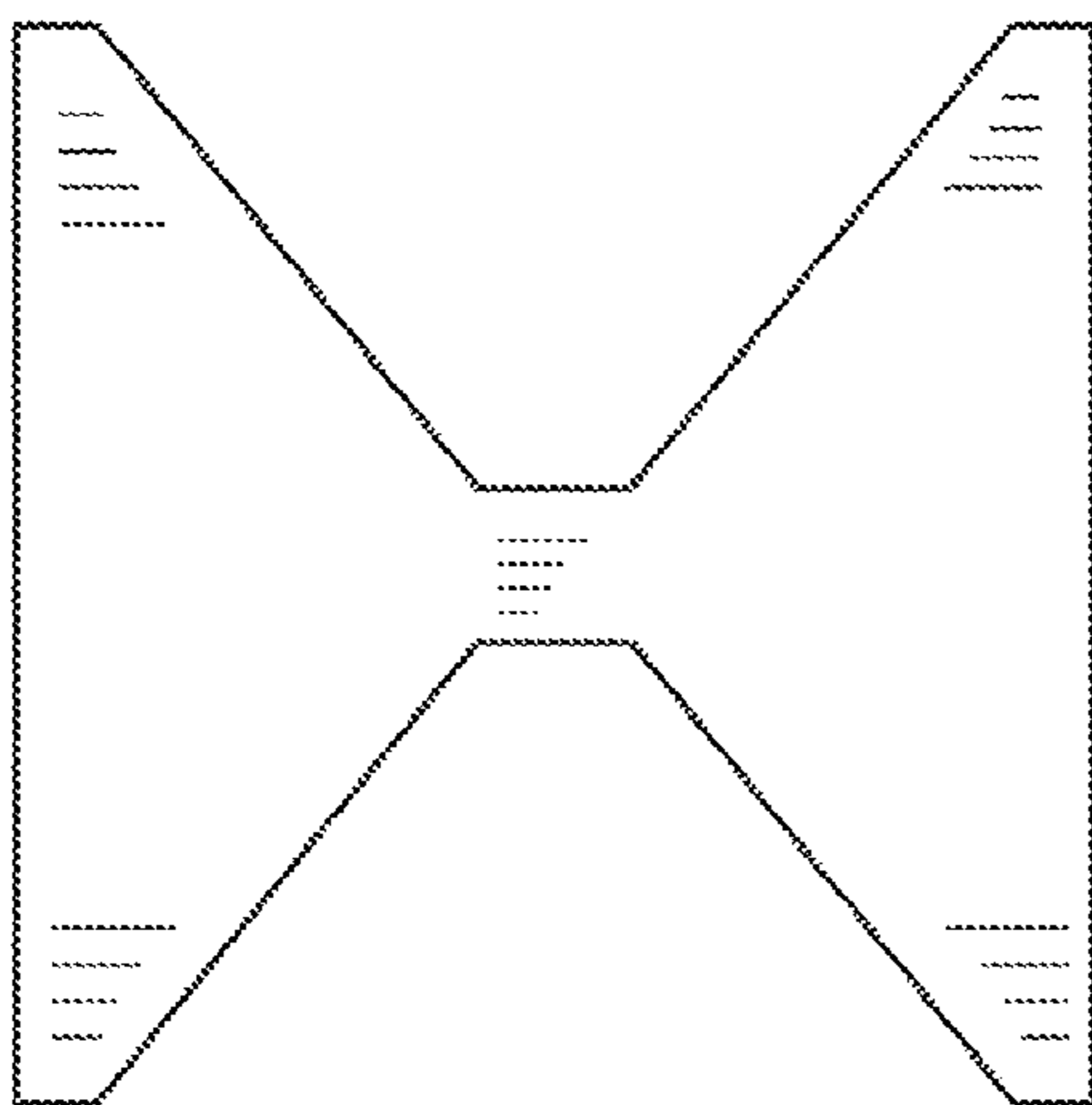


FIG. 3

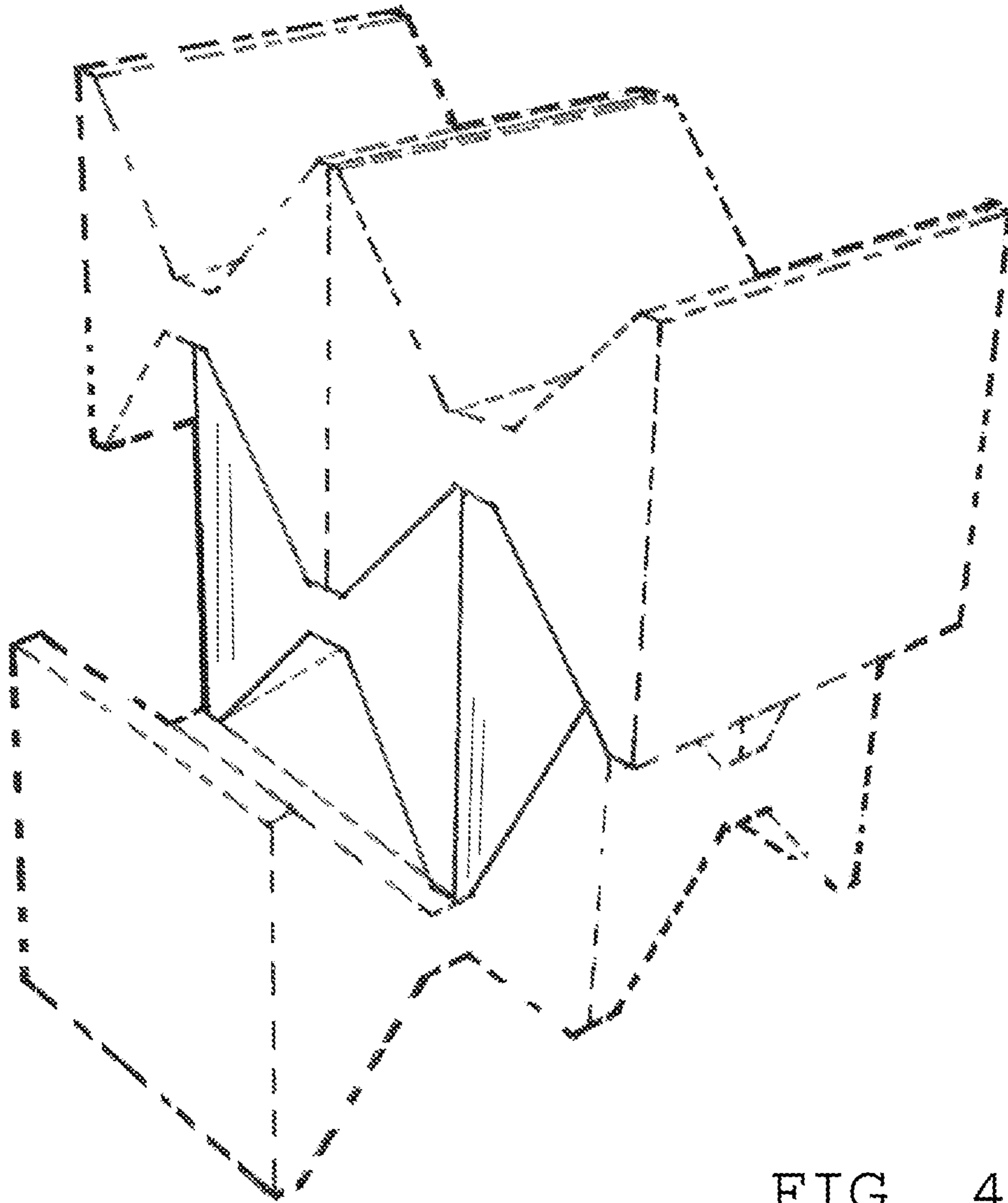


FIG. 4

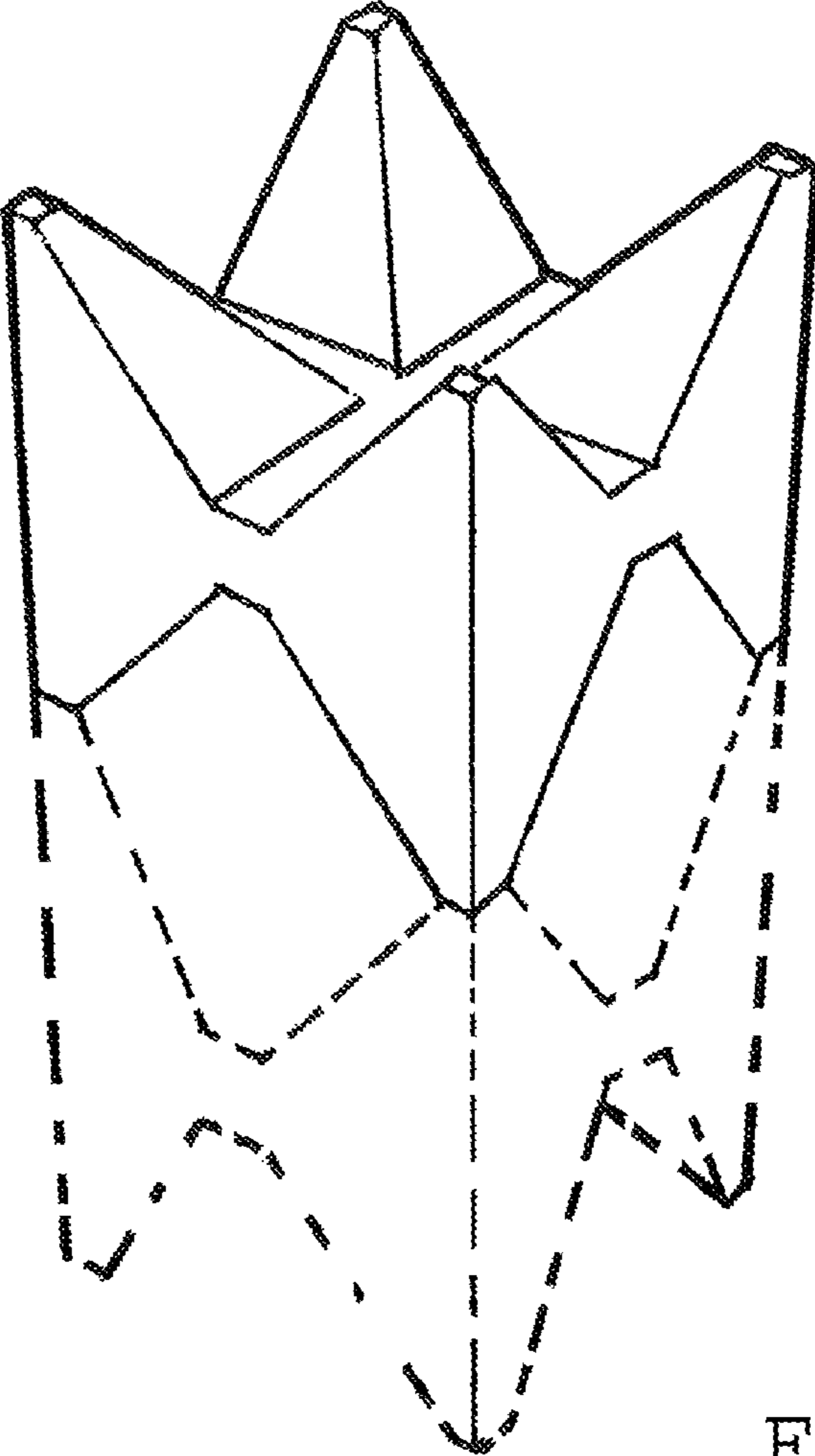


FIG. 5