



US00D638477S

(12) **United States Design Patent**
Kado

(10) **Patent No.:** **US D638,477 S**

(45) **Date of Patent:** **** May 24, 2011**

(54) **TAG**

(76) **Inventor:** **Teri Kado**, Menomonie, WI (US)

(**) **Term:** **14 Years**

(21) **Appl. No.:** **29/367,946**

(22) **Filed:** **Aug. 16, 2010**

(51) **LOC (9) Cl.** **19-08**

(52) **U.S. Cl.** **D20/27; D30/155**

(58) **Field of Classification Search** D20/10,
D20/11, 18, 19, 22-28, 40, 42, 43, 99; 40/1,
40/1.5, 1.6, 27, 124.01, 299.01, 300, 303,
40/305, 306, 309, 310, 312, 316, 330, 360,
40/625, 628, 633, 634, 640, 647, 653, 654,
40/658, 660, 661.04, 661.06, 662, 665, 666,
40/745; D3/227; 283/56, 62, 71, 81, 85;
428/40.1, 42.1-42.3

See application file for complete search history.

(56) **References Cited**

U.S. PATENT DOCUMENTS

D233,274	S	*	10/1974	Klitzner	D20/27
D287,864	S	*	1/1987	Perfect	D20/27
4,918,847	A	*	4/1990	Lee	40/745
D314,015	S	*	1/1991	Hickman, Sr.	D20/27
D358,475	S	*	5/1995	Choksi et al.	D3/227
D377,810	S	*	2/1997	Chaperon	D20/27
D380,234	S	*	6/1997	Hipple et al.	D20/42
6,086,971	A	*	7/2000	Haas et al.	428/40.1
D433,715	S	*	11/2000	Bartz	D20/22
6,197,396	B1	*	3/2001	Haas et al.	428/40.1
D605,704	S	*	12/2009	Elsea	D20/19

2005/0097801	A1	*	5/2005	Kang et al.	40/661
2009/0211125	A1	*	8/2009	Cremer	40/1.5
2009/0277053	A1	*	11/2009	Critelli	40/27

FOREIGN PATENT DOCUMENTS

DE 4226341 A1 * 2/1994

* cited by examiner

Primary Examiner — Mary Ann Calabrese

(74) *Attorney, Agent, or Firm* — Skinner and Associates

(57) **CLAIM**

The ornamental design for a tag, as shown and described.

DESCRIPTION

FIG. 1 is a perspective view of a tag showing an embodiment of the design of this invention, and showing the tag in use affixed to a cage.

FIG. 2 is a perspective view of the tag.

FIG. 3 is a front view of the tag.

FIG. 4 is a back view of the tag.

FIG. 5 is a side view of the tag, the opposite side being symmetrical.


FIG. 6 is a top view of the tag; and,

FIG. 7 is a bottom view of the tag.

In the drawings, the broken lines are for illustrative purposes only and form no part of the claimed design.

The design is for a tag or sign which is attached to a cage or the like holding a pet to convey instructions or information regarding the health or other status of the pet. The tag includes a panel and a connector such as a clip, which may be connected by a strap or adhered to the panel, or a carabiner.

1 Claim, 3 Drawing Sheets






FIG. 1




FIG. 2




FIG. 3

FIG. 4

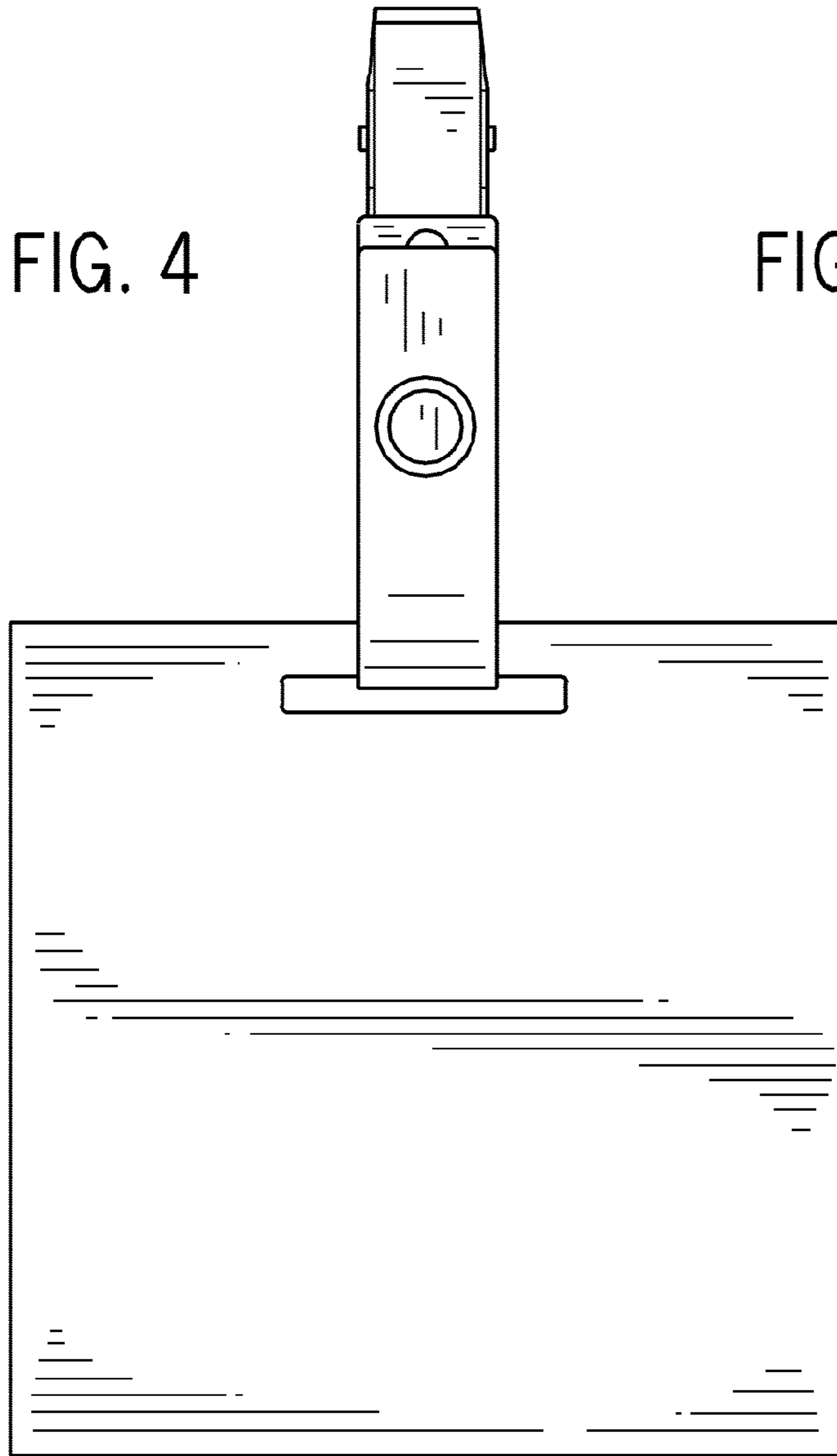


FIG. 5

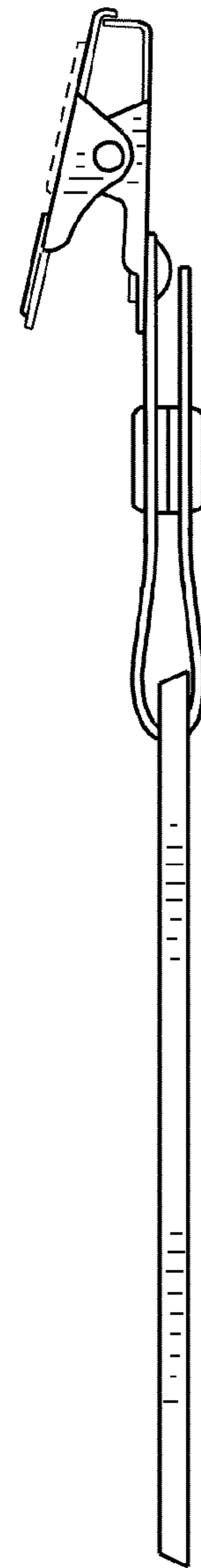


FIG. 6




FIG. 7

