



US00D638469S

(12) **United States Design Patent**
Bertinetti et al.

(10) **Patent No.:** **US D638,469 S**

(45) **Date of Patent:** **** May 24, 2011**

(54) **BLANK FOR A CARD MAILER**

(75) Inventors: **Mark Bertinetti**, Ermington (AU);
Ernie Wei-Chih Tsai, Mortdale (AU)

(73) Assignee: **ResMed Limited**, Bella Vista (AU)

(**) Term: **14 Years**

(21) Appl. No.: **29/311,947**

(22) Filed: **Aug. 5, 2009**

(51) **LOC (9) Cl.** **19-01**

(52) **U.S. Cl.** **D19/2**

(58) **Field of Classification Search** D19/1-8,
D19/75; 229/69, 92.1, 92.7, 92.3, 92.8, 301,
229/303, 307, 72, 71, 75, 68.1; D9/418,
D9/433; 462/64-65; 206/449, 312;
40/124.01-124.15, 404, 672, 726, 776; 281/45,
281/51; D14/435, 436; D20/22, 27, 40,
D20/42, 43; D21/385; 211/42-43, 181
See application file for complete search history.

(56) **References Cited**

U.S. PATENT DOCUMENTS

4,809,905	A	3/1989	Goodman	
6,003,758	A	12/1999	Mattia et al.	
D483,064	S *	12/2003	Woods et al.	D19/3
D510,102	S *	9/2005	Gray	D19/2
D545,360	S *	6/2007	Schluger	D19/3

D580,973	S *	11/2008	Turner et al.	D19/1
D587,308	S *	2/2009	Speer	D19/3
D591,341	S *	4/2009	Fagan	D19/3
2004/0112789	A1	6/2004	Robinson	

* cited by examiner

Primary Examiner — Caron Veynar

Assistant Examiner — Abraham Bahta

(74) *Attorney, Agent, or Firm* — Nixon & Vanderhye P.C.

(57) **CLAIM**

The ornamental design for a blank for a card mailer, as shown and described.

DESCRIPTION

FIG. 1 is a front perspective view of a blank for a card mailer, shown with the main flaps in a partially folded configuration and the inset flap in a folded configuration showing my new design;

FIG. 2 is a front view thereof, with the main flaps in the unfolded or flat configuration and the inset flap in the folded configuration, in which the blank is substantially planar;

FIG. 3 is a rear view thereof;

FIG. 4 is a bottom view thereof, with the top view thereof being a mirror image thereof;

FIG. 5 is right side view thereof;

FIG. 6 is a left side view thereof; and,

FIG. 7 is a rear view thereof, with the main flaps and the inset flap in the unfolded or flat configuration.

1 Claim, 5 Drawing Sheets

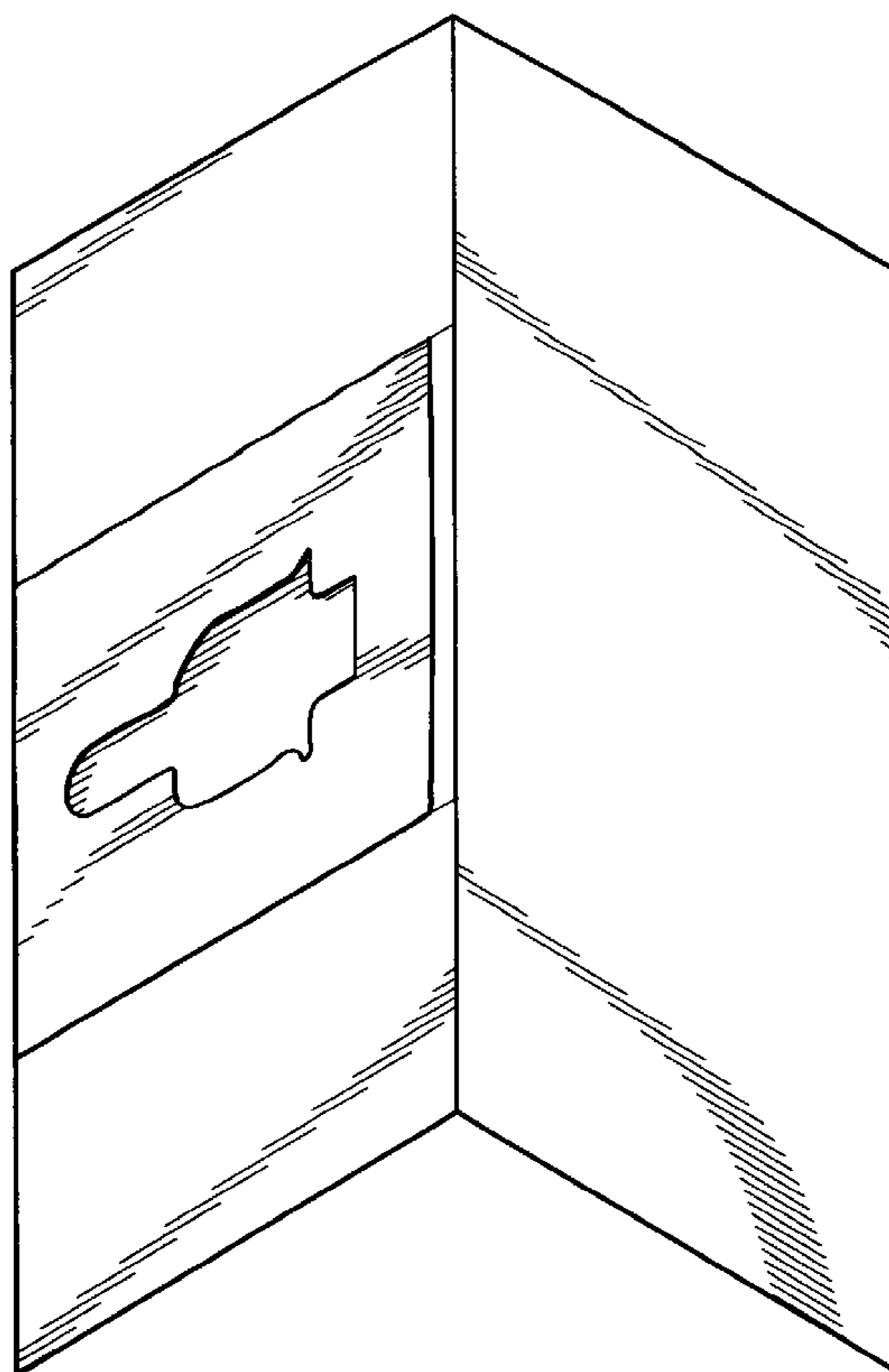


FIG. 1

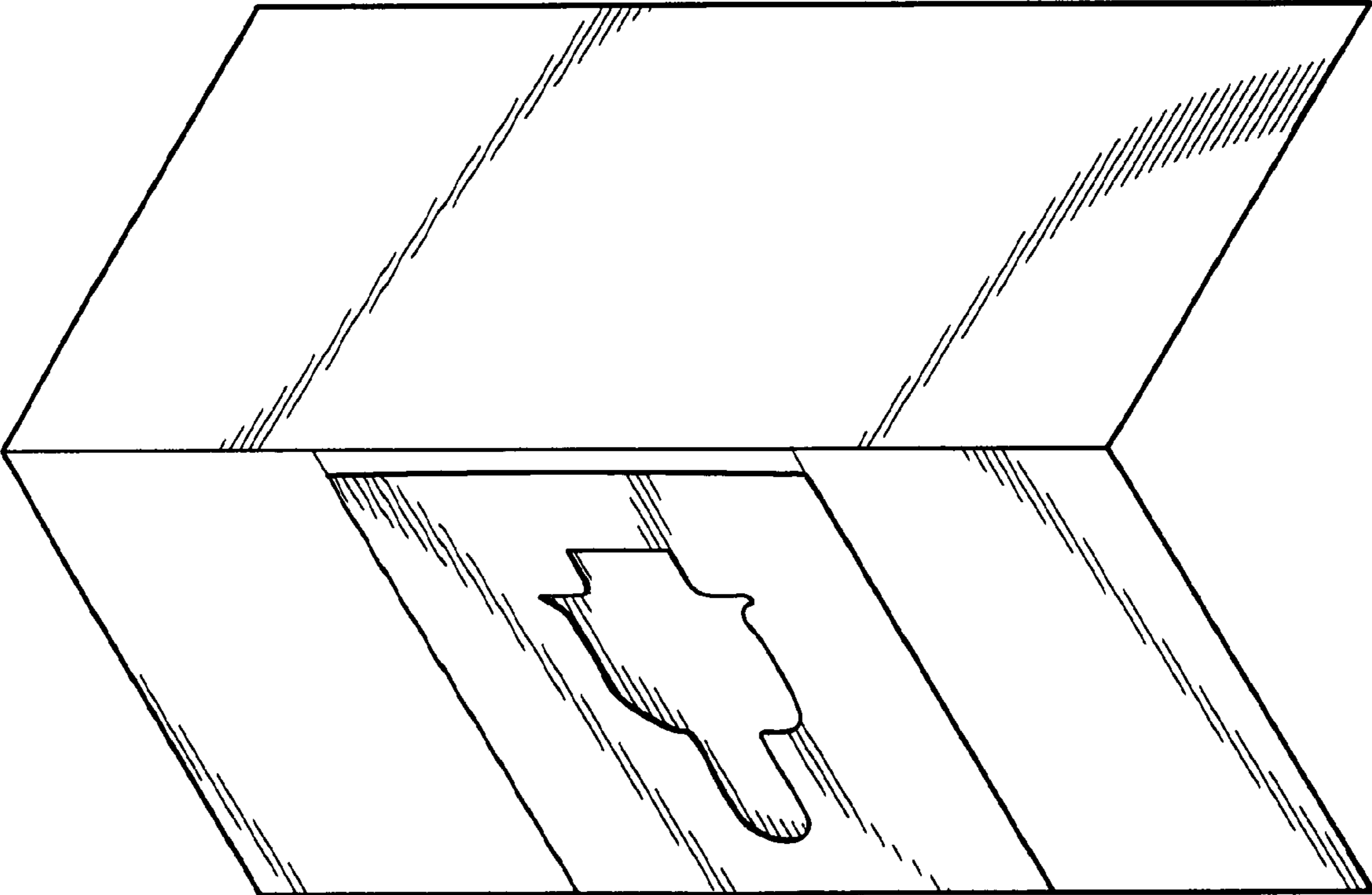


FIG. 2

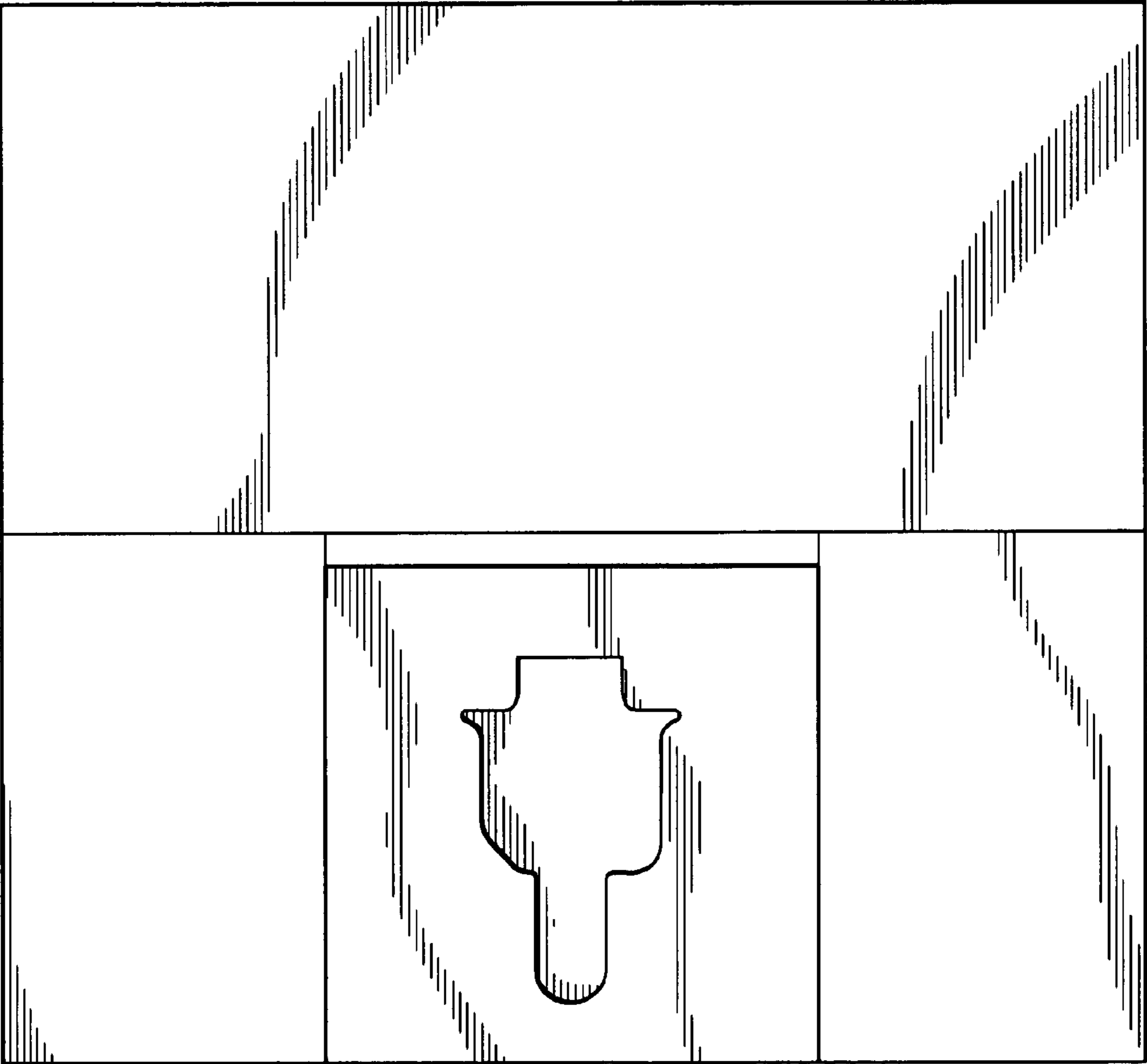


FIG. 3





FIG. 4



FIG. 5



FIG. 6

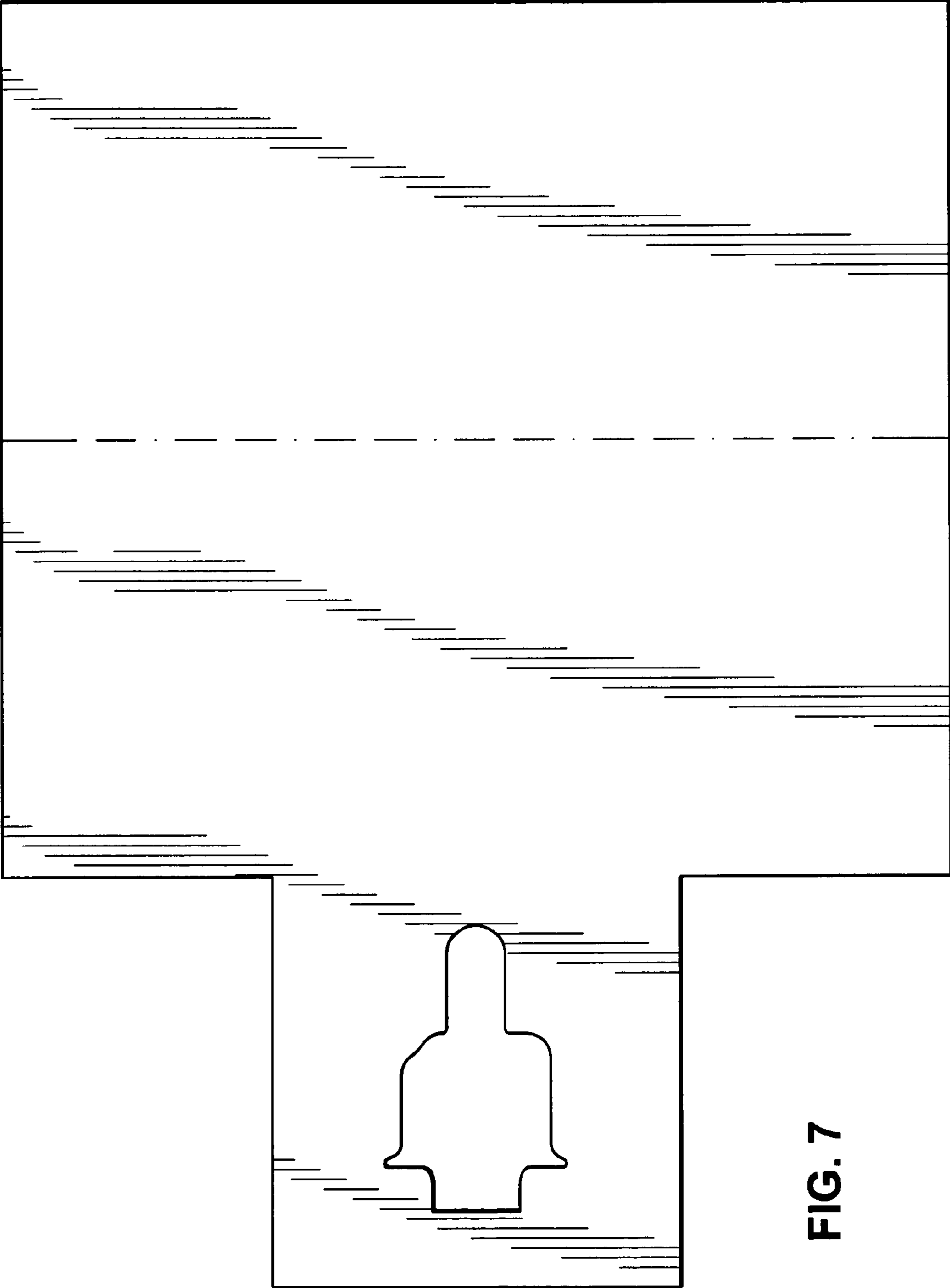


FIG. 7