



US00D638423S

(12) **United States Design Patent**
Anderson et al.

(10) **Patent No.:** **US D638,423 S**

(45) **Date of Patent:** **** May 24, 2011**

(54) **EXTERNAL STORAGE DEVICE**

(75) Inventors: **Lester Clifford Anderson**, Dublin, CA (US); **John Lynn Harting**, San Jose, CA (US); **Stuart Allan Karten**, Venice, CA (US); **Christopher LaBrutto**, San Jose, CA (US); **Andy Jason Logan**, Thousand Oaks, CA (US); **Glen Arthur Noda**, Playa Del Rey, CA (US); **Dennis Lynn Schroeder**, Los Angeles, CA (US)

(73) Assignee: **Hitachi Global Storage Technologies Netherlands B.V.**, Amsterdam (NL)

(**) Term: **14 Years**

(21) Appl. No.: **29/370,332**

(22) Filed: **Jul. 1, 2010**

(51) **LOC (9) Cl.** **14-02**

(52) **U.S. Cl.** **D14/356**

(58) **Field of Classification Search** D14/300–302, D14/314, 348–358, 432, 496, 125, 240, 242, D14/299; 361/679.31–679.45; D3/201, D3/273; D18/56; D10/65, 75, 78; D13/103, D13/149, 162, 184, 199

See application file for complete search history.

(56) **References Cited**

U.S. PATENT DOCUMENTS

D324,046 S *	2/1992	Yoneyama et al.	D14/150
D339,577 S *	9/1993	Velinsky	D14/435
D363,721 S *	10/1995	Lum et al.	D14/226
D379,989 S *	6/1997	Skene et al.	D14/214
D502,182 S *	2/2005	Mitchell et al.	D14/436
D506,863 S *	7/2005	Lee et al.	D3/201
D544,480 S *	6/2007	Murakami	D14/480.5
D549,697 S *	8/2007	Jeon et al.	D14/240

D589,531 S *	3/2009	Fullerton	D14/496
D593,973 S *	6/2009	Cho et al.	D14/125
D600,689 S *	9/2009	Jen	D14/341
D619,996 S *	7/2010	Demskie et al.	D14/218
2010/0220435 A1 *	9/2010	Fahey et al.	361/679.32

OTHER PUBLICATIONS

LifeStudio Desk | Hitachi Global Storage Technologies, [online], [retrieved on Mar. 22, 2011]. Retrieved from the Internet <URL: <http://www.hitachigst.com/external-drives/desktop/lifestudio-desk>>.*

* cited by examiner

Primary Examiner — Cathron Brooks

Assistant Examiner — Karen E Kearney

(74) *Attorney, Agent, or Firm* — John Henkhaus

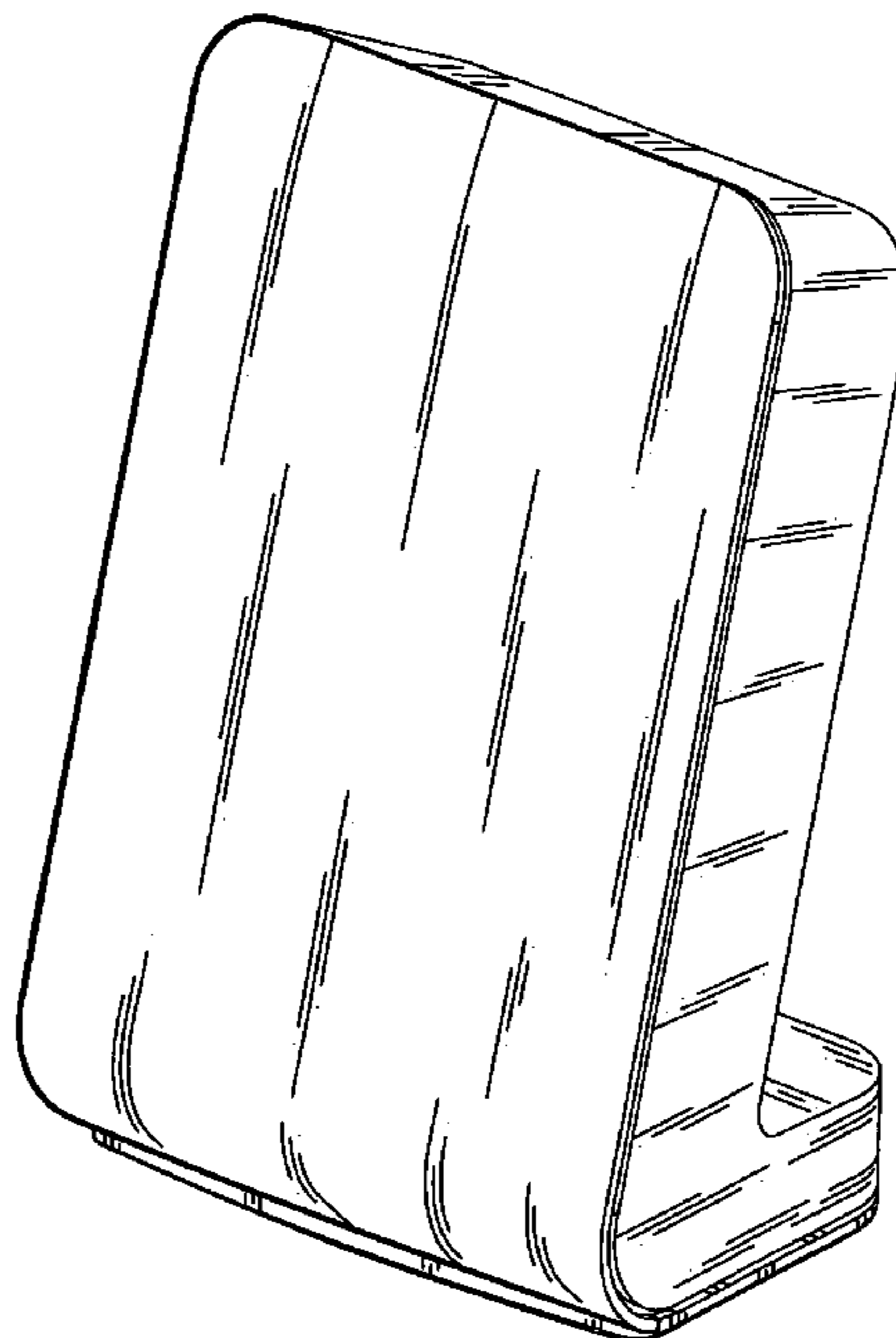
(57) **CLAIM**

The ornamental design for an external storage device, as shown.

DESCRIPTION

FIG. 1 is a front perspective view showing the top, front and left side of an external storage device;
FIG. 2 is a rear perspective view showing the top, rear and right side of the external storage device of FIG. 1;
FIG. 3 is a top view of the external storage device of FIG. 1, showing the front facing the bottom of the page;
FIG. 4 is a bottom view of the external storage device of FIG. 1, showing the front facing the top of the page;
FIG. 5 is a front view of the external storage device of FIG. 1; and,
FIG. 6 is a left side view of the external storage device of FIG. 1.

1 Claim, 6 Drawing Sheets



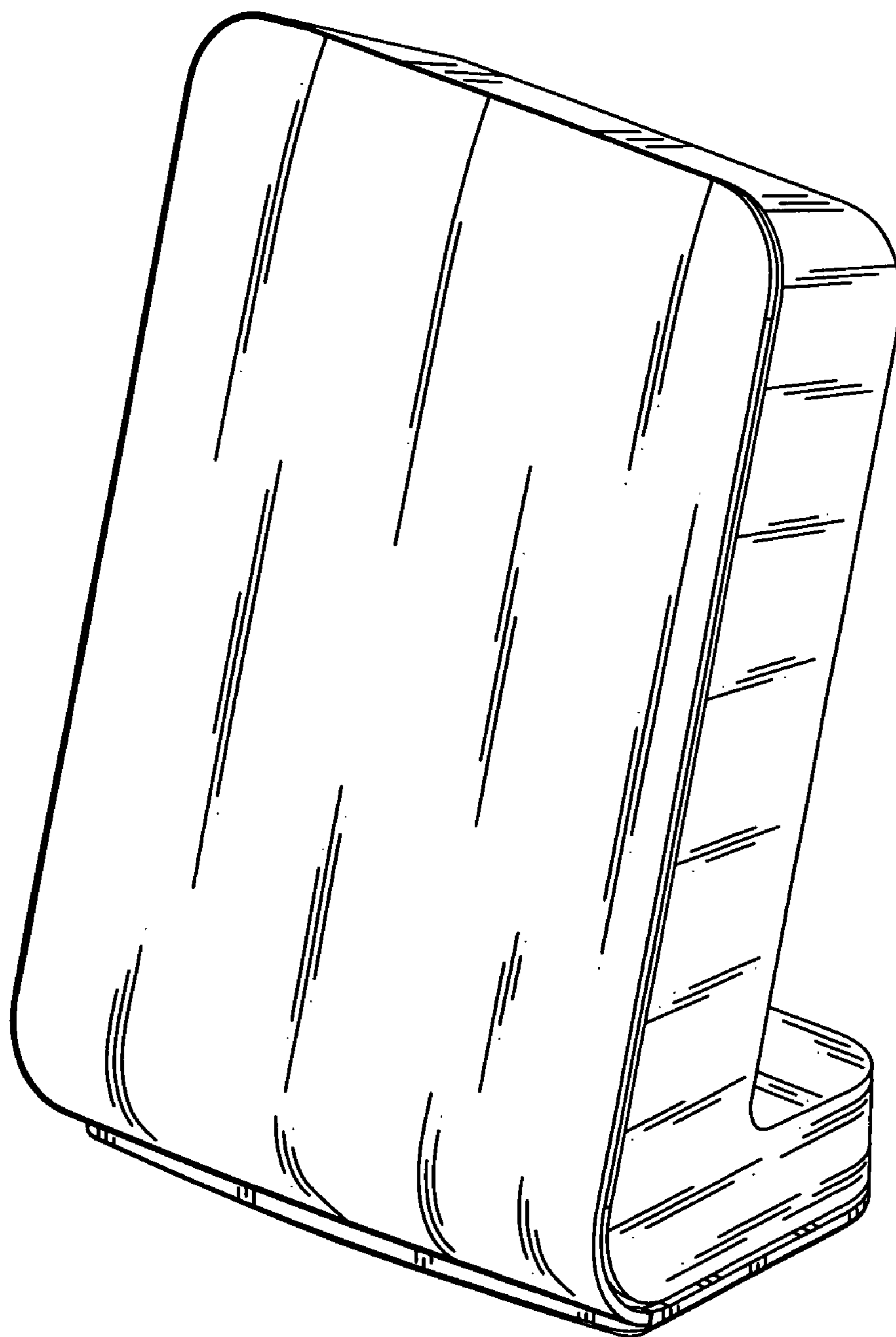


FIG. 1

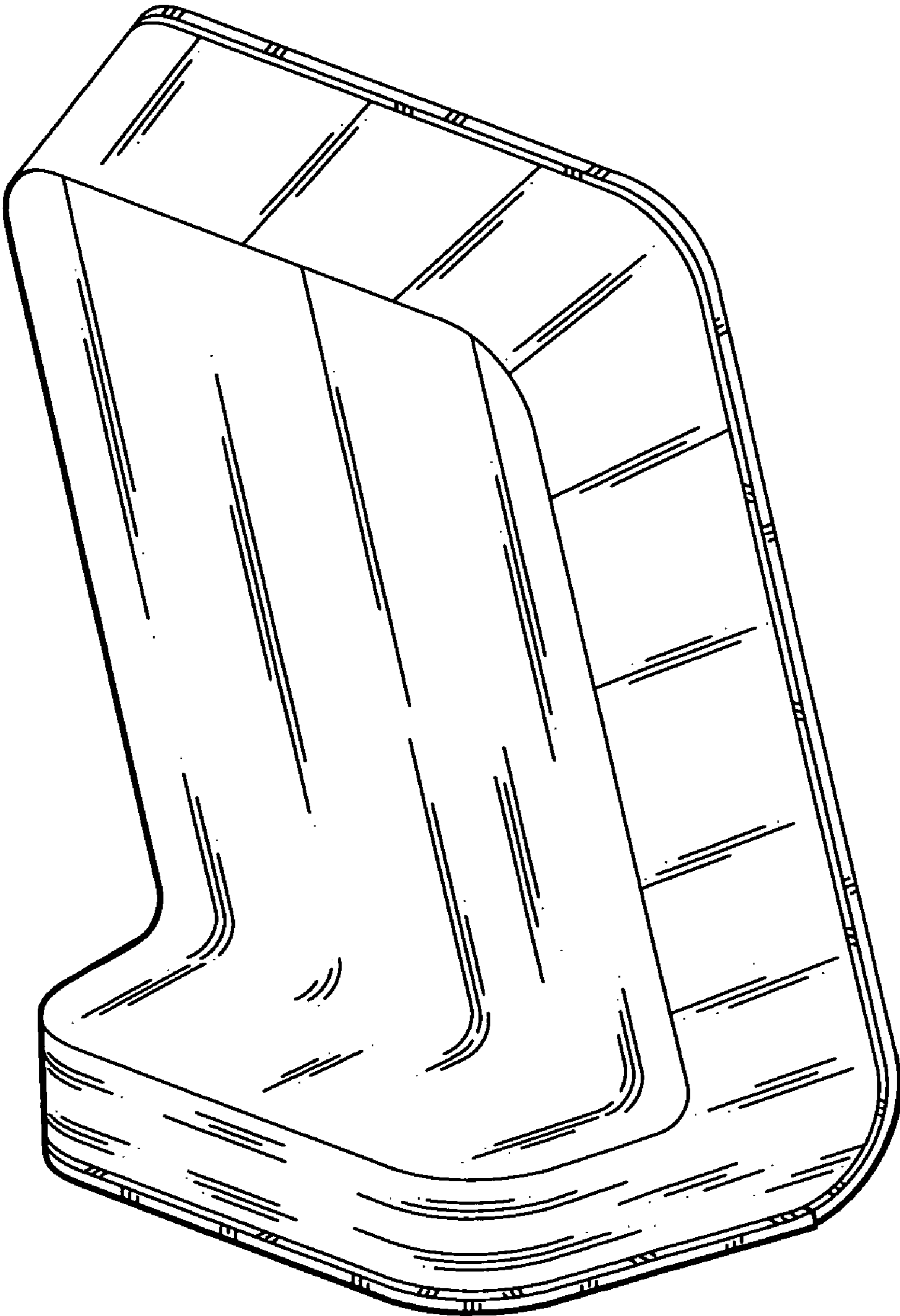


FIG. 2

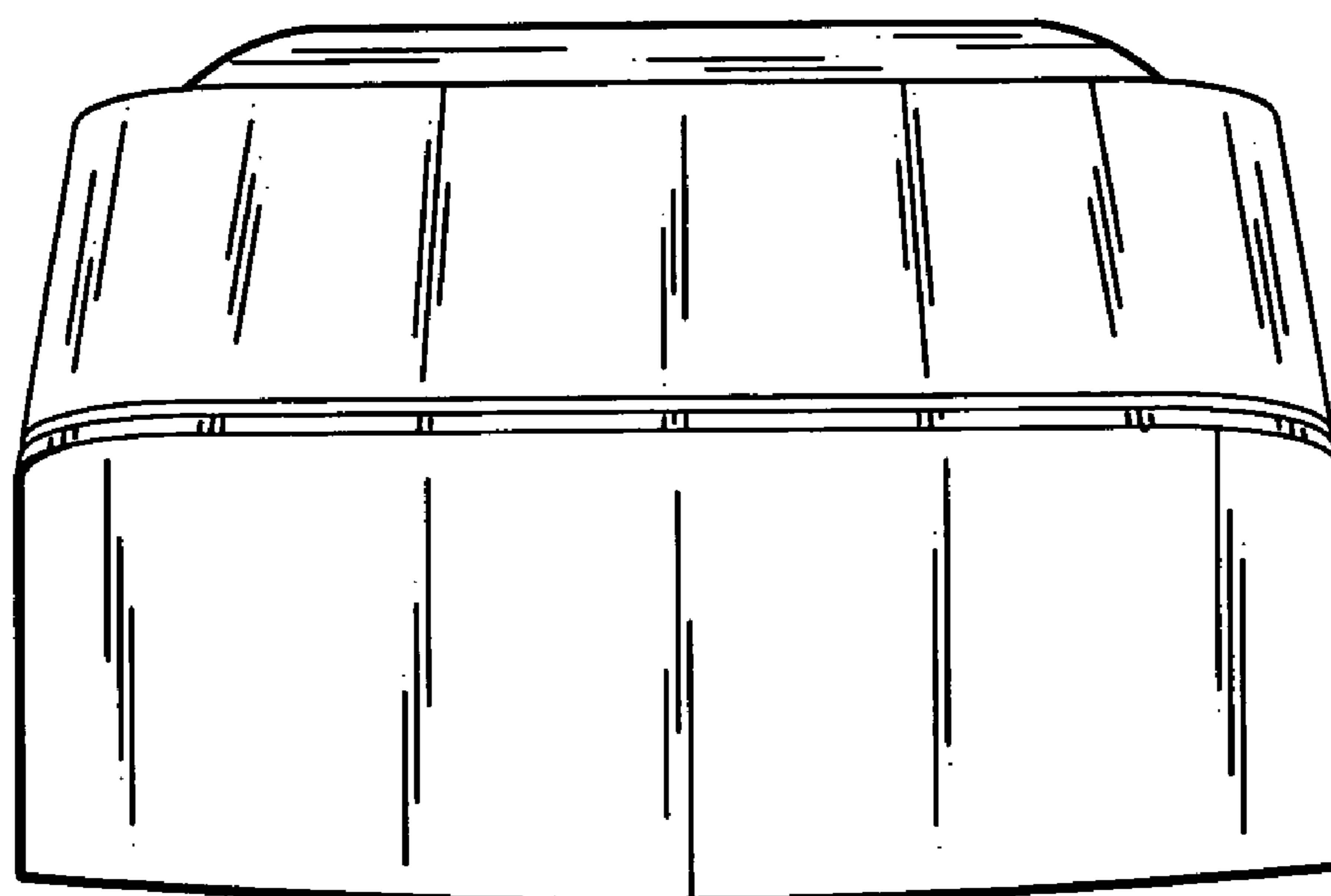


FIG. 3

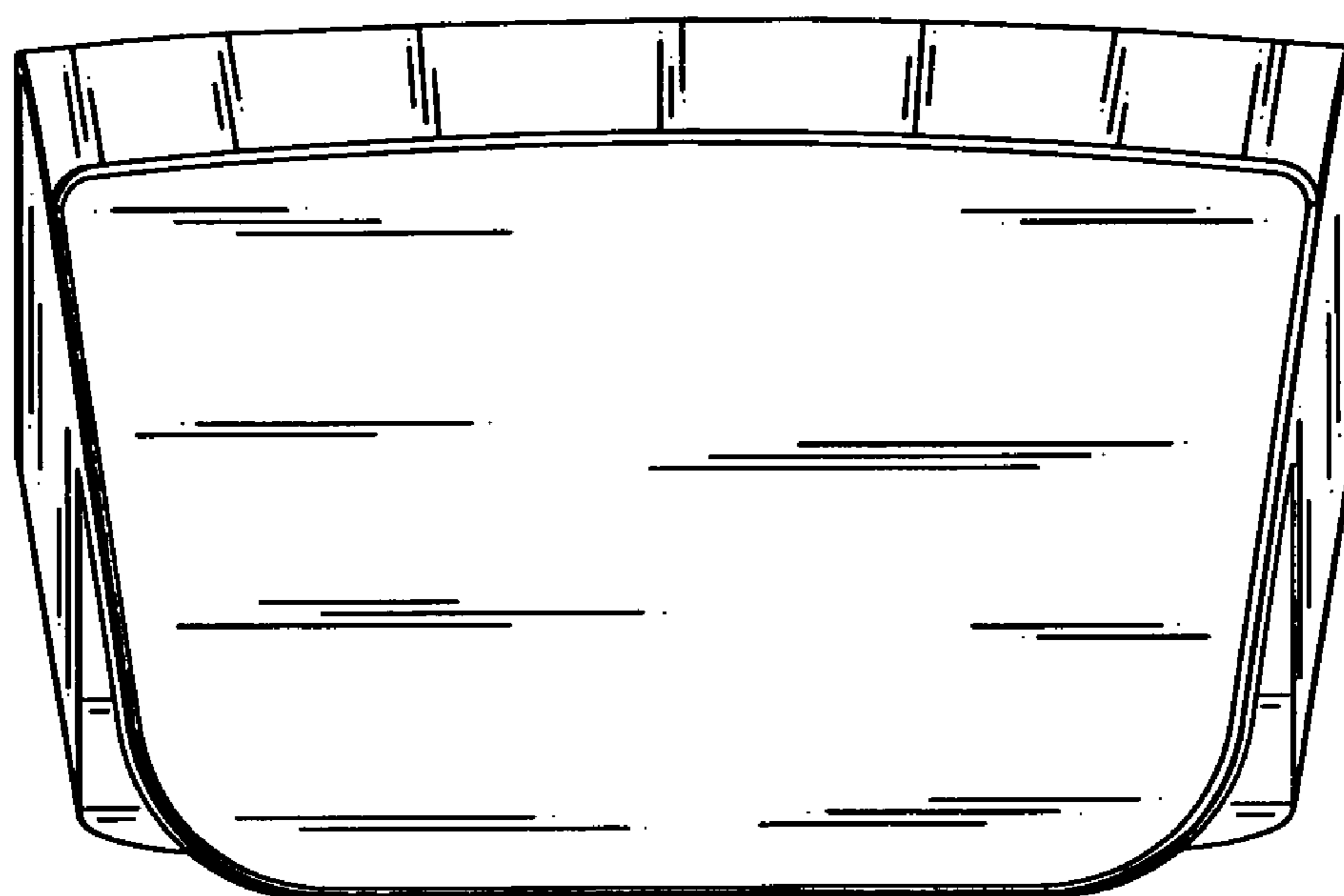


FIG. 4

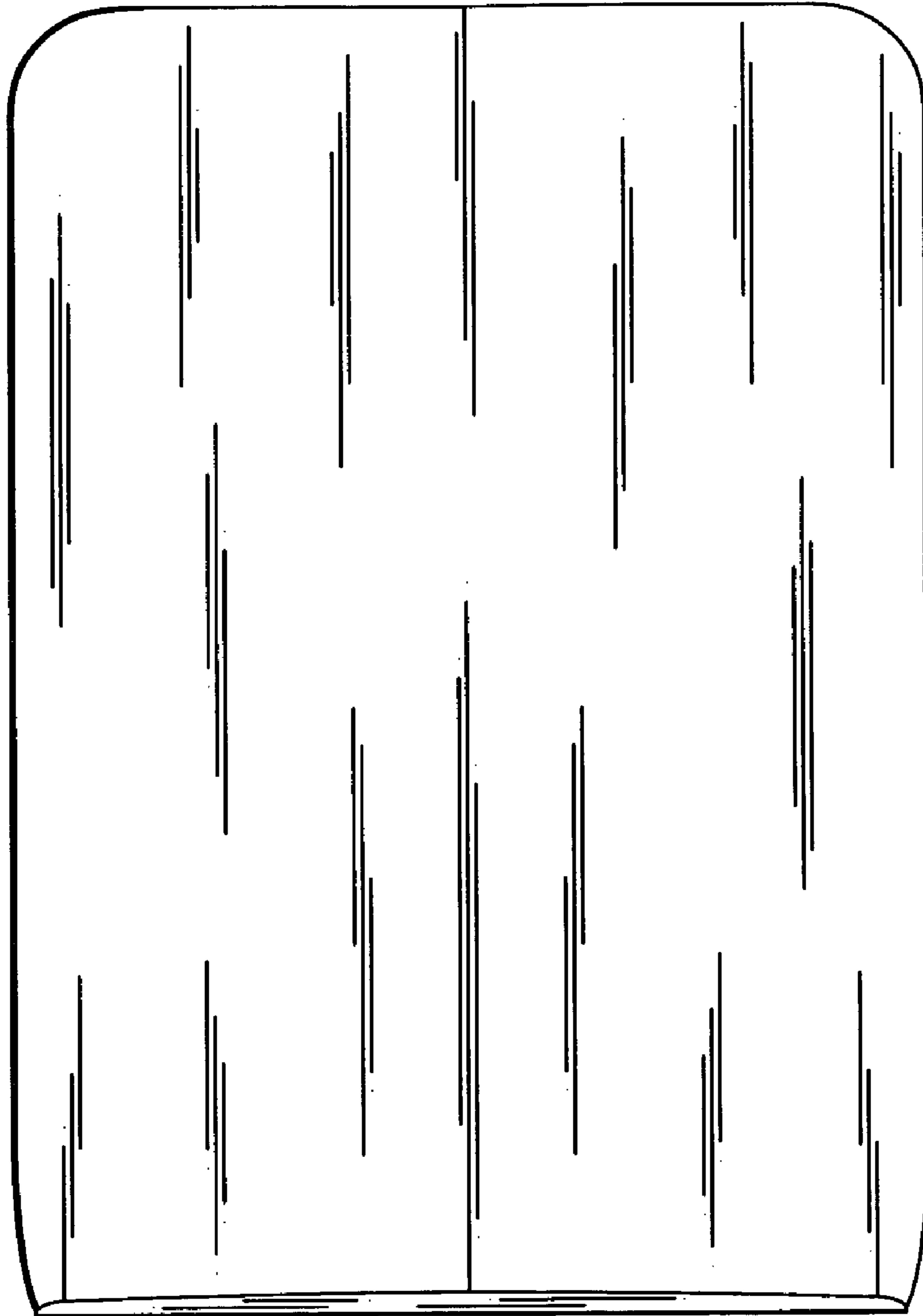


FIG. 5

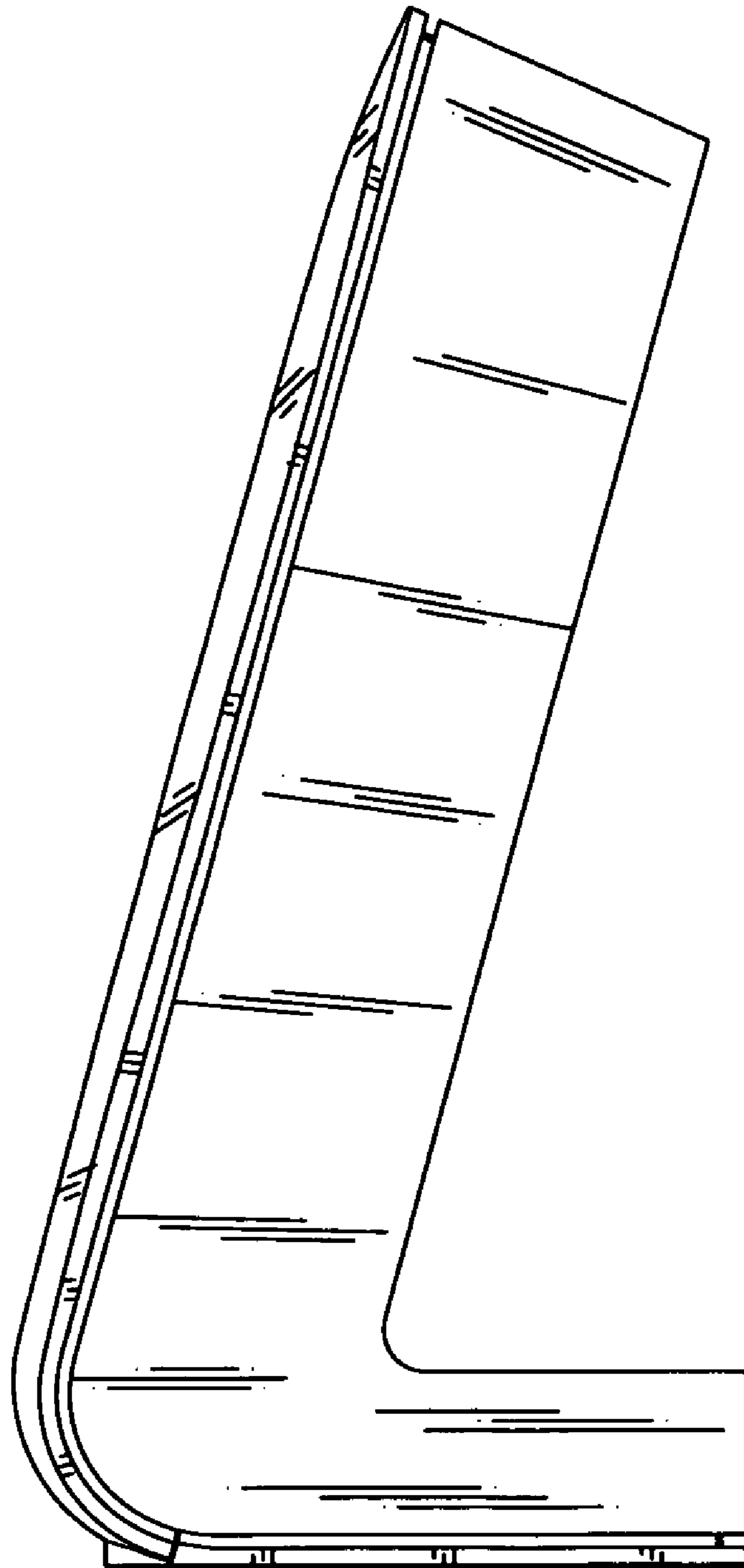


FIG. 6