



US00D638396S

(12) **United States Design Patent**
Finnegan

(10) **Patent No.:** **US D638,396 S**

(45) **Date of Patent:** **** May 24, 2011**

(54) **DIGITAL DEVICE HOUSING**

(75) Inventor: **Dean Finnegan**, Dublin, CA (US)

(73) Assignee: **Pandigital, Inc.**, Dublin, CA (US)

(**) Term: **14 Years**

(21) Appl. No.: **29/379,739**

(22) Filed: **Nov. 23, 2010**

(51) **LOC (9) Cl.** **14-03**

(52) **U.S. Cl.** **D14/203.7; D14/203.3; D14/496**

(58) **Field of Classification Search** D14/496,
D14/401, 435, 474, 483, 217, 137, 138, 160,
D14/168, 356, 203.1–203.8, 507; 345/156,
345/169, 173–179, 905; 715/727–729, 864;
710/1, 5, 8; 713/1, 600; 455/1.1, 1.7, 73,
455/344–347, 93, 95, 3.01–3.06, 550.1, 573.1;
370/342–344; 369/1, 2, 6–12; 463/43–47;
273/148 B

See application file for complete search history.

(56) **References Cited**

U.S. PATENT DOCUMENTS

5,825,408	A *	10/1998	Yuyama et al.	348/14.01
5,859,594	A *	1/1999	King et al.	340/7.55
6,977,675	B2 *	12/2005	Kotzin	348/208.2
7,184,802	B2 *	2/2007	Chadha	455/575.1
D560,683	S *	1/2008	Lee	D14/496
D565,596	S *	4/2008	Kim	D14/496
D593,132	S *	5/2009	Kim	D14/496

D610,568	S *	2/2010	Yu	D14/203.7
D620,919	S *	8/2010	Lee	D14/203.7
D625,287	S *	10/2010	Rayn	D14/203.7
D626,110	S *	10/2010	Kim	D14/203.7
D626,937	S *	11/2010	Yeo et al.	D14/203.7
7,856,255	B2 *	12/2010	Tsuchiya et al.	455/575.1

* cited by examiner

Primary Examiner — Prabhakar Deshmukh

(74) *Attorney, Agent, or Firm* — Vierra Magen Marcus & DeNiro LLP

(57) **CLAIM**

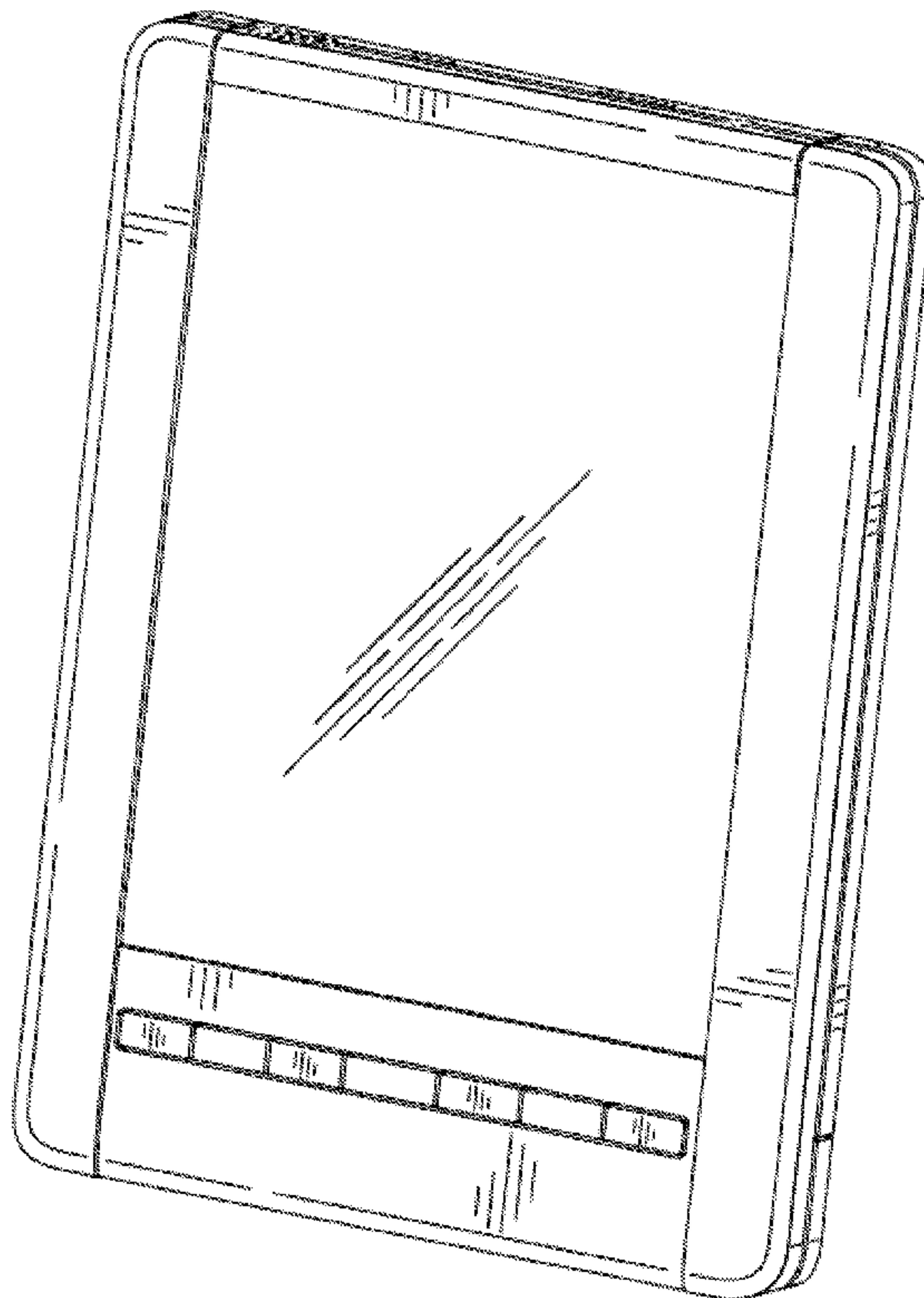
The ornamental design for a digital device housing, as shown and described.

DESCRIPTION

FIG. 1 is a perspective view of a digital device housing showing my new design;
FIG. 2 is a front elevational view thereof;
FIG. 3 is a rear elevational view thereof;
FIG. 4 is a right side elevational view thereof;
FIG. 5 is a left side elevational view thereof;
FIG. 6 is a top plan view thereof;
FIG. 7 is a bottom plan view thereof; and,
FIG. 8 is a rear perspective view thereof.

The broken lines represent disclaimed portions and form no part of the claimed design.

1 Claim, 5 Drawing Sheets



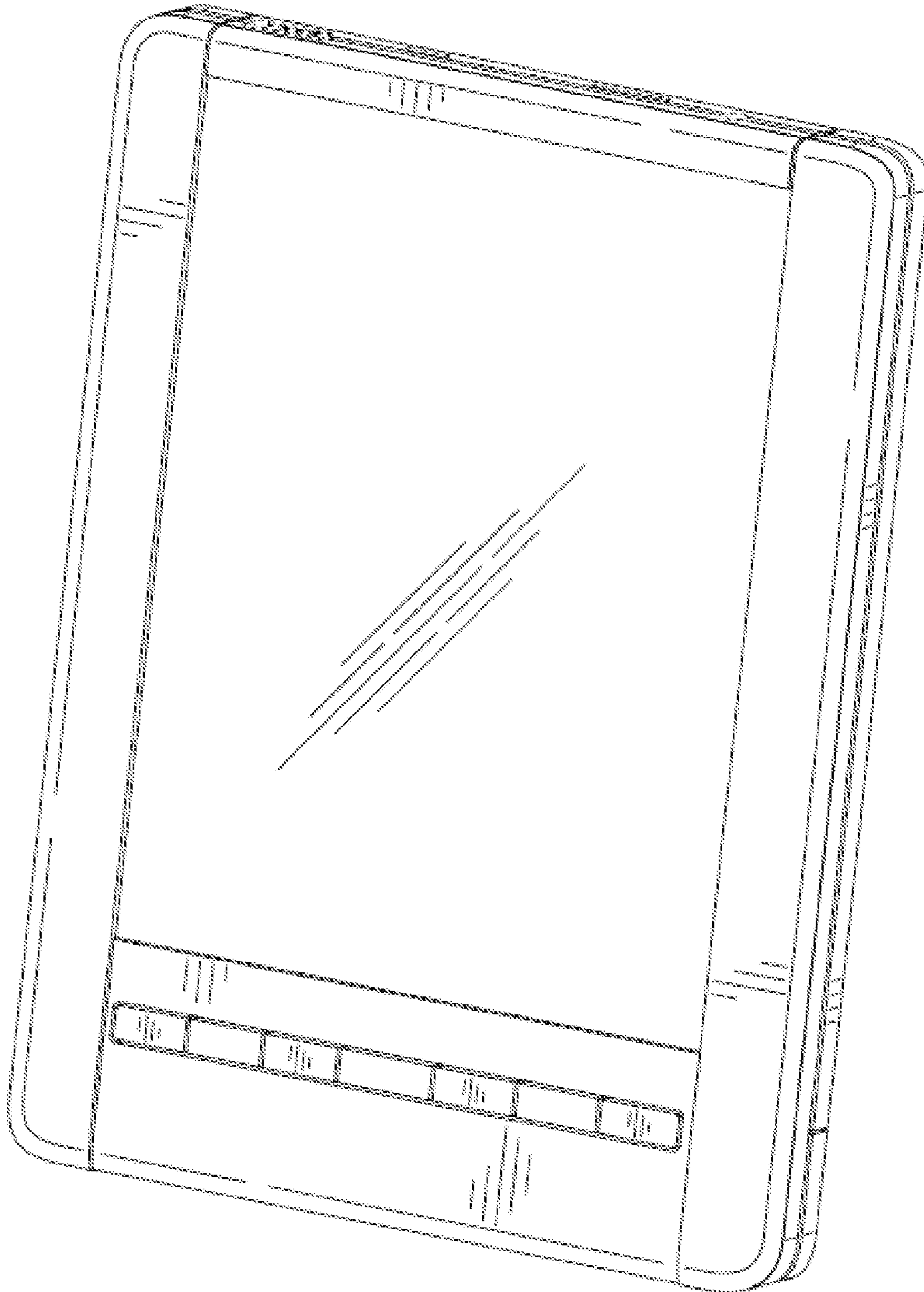


FIG. 1

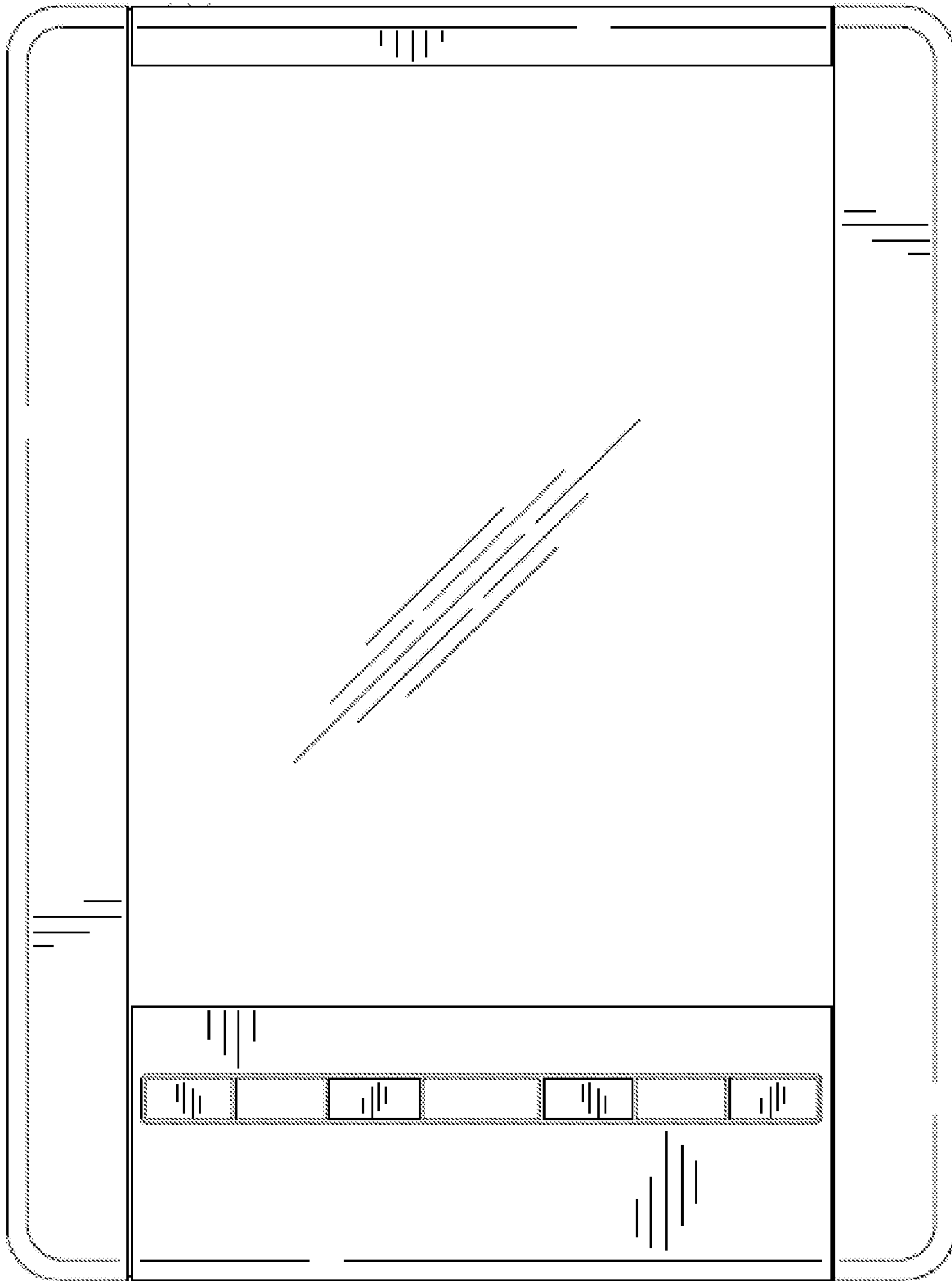


FIG. 2

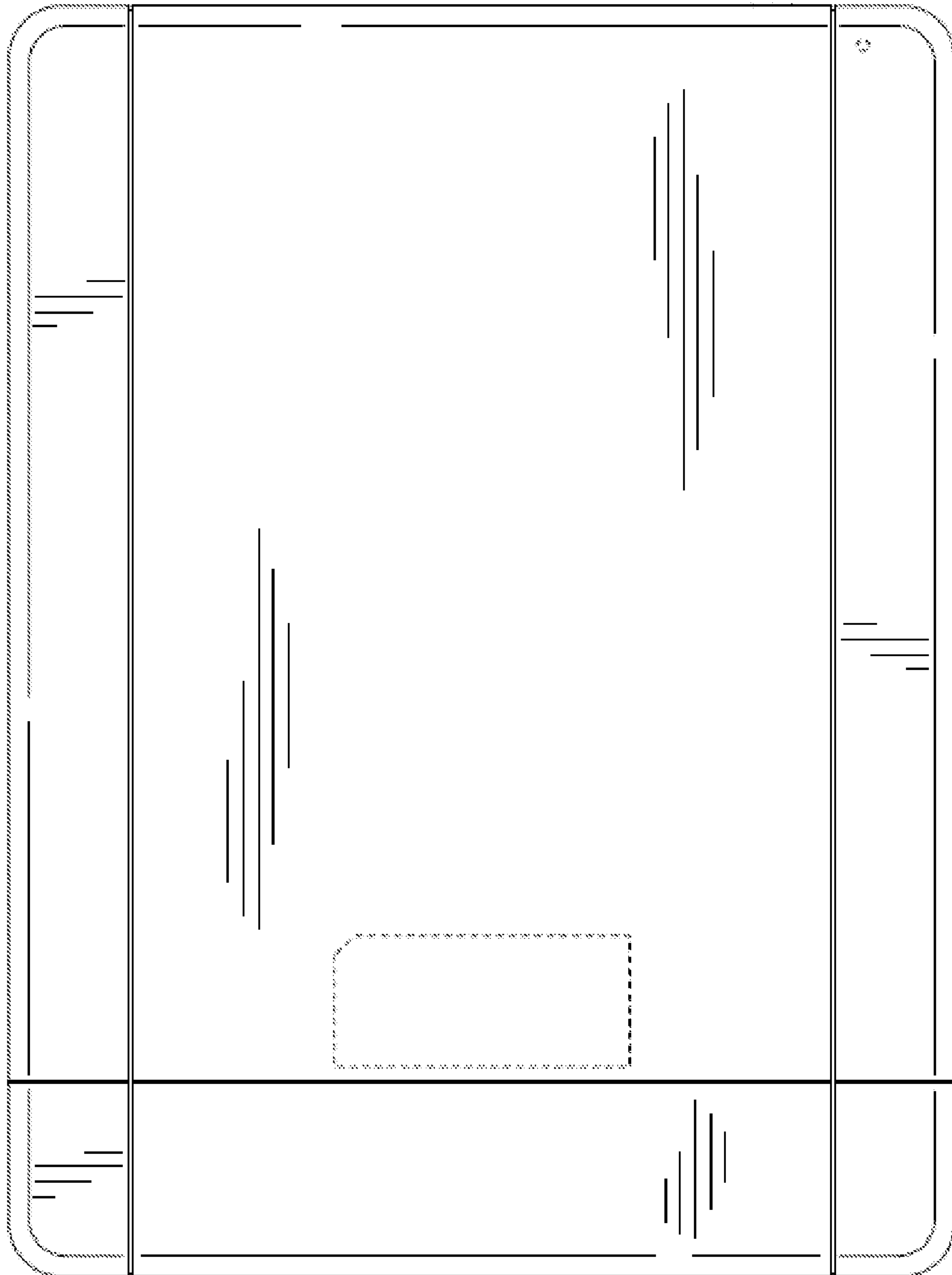


FIG. 3

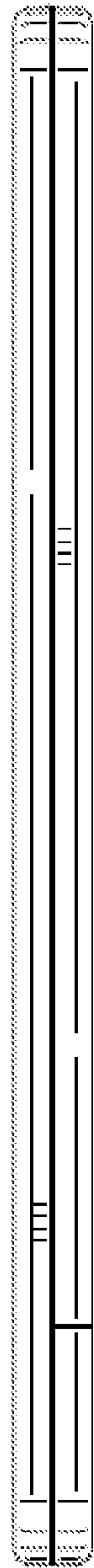


FIG. 4




FIG. 5

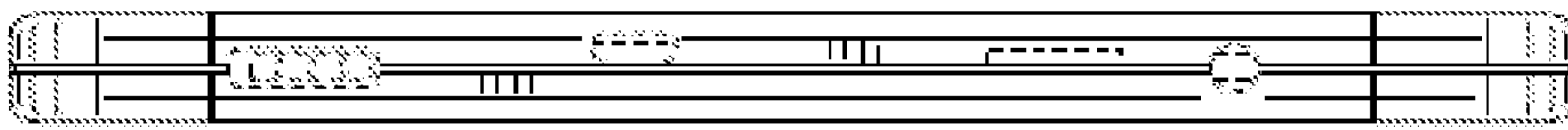


FIG. 6




FIG. 7

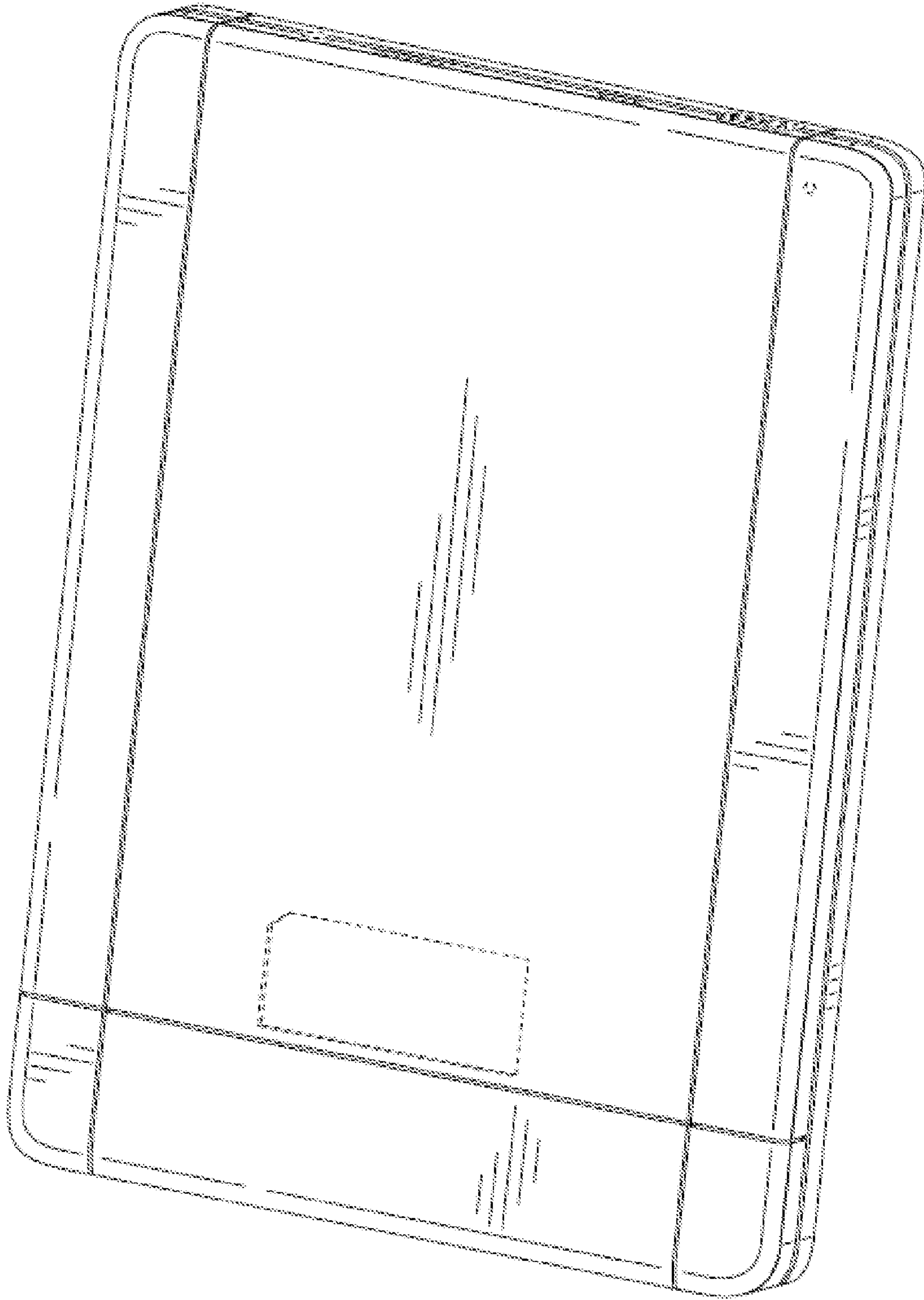


FIG. 8