



US00D638361S

(12) **United States Design Patent**  
**Sasaki et al.**

(10) **Patent No.:** **US D638,361 S**

(45) **Date of Patent:** **\*\* May 24, 2011**

(54) **ELECTRICAL CONNECTOR**

(75) Inventors: **Daisuke Sasaki**, Isesaki (JP); **Junichi Arai**, Isesaki (JP); **Akihiro Tanaka**, Yao (JP)

(73) Assignee: **Hosiden Corporation**, Yao-shi (JP)

(\*\*) Term: **14 Years**

(21) Appl. No.: **29/354,871**

(22) Filed: **Jan. 29, 2010**

(30) **Foreign Application Priority Data**

Jul. 31, 2009 (JP) ..... 2009-017560

Jul. 31, 2009 (JP) ..... 2009-017562

(51) **LOC (9) Cl.** ..... **13-03**

(52) **U.S. Cl.** ..... **D13/147**

(58) **Field of Classification Search** ..... D13/133,  
D13/146-147, 153, 154, 156, 184; 439/79,  
439/248, 258, 274, 350, 353, 358, 447, 476.1,  
439/607.01, 607.04, 607.05, 607.17, 607.25,  
439/607.34, 607.41, 607.53, 660, 668, 680

See application file for complete search history.

(56) **References Cited**

U.S. PATENT DOCUMENTS

D491,894	S	*	6/2004	Jiang	.....	D13/147
D554,065	S	*	10/2007	Ho et al.	.....	D13/147
D588,543	S	*	3/2009	Kondo	.....	D13/147
D589,455	S	*	3/2009	Wu et al.	.....	D13/147
D599,298	S	*	9/2009	Kondo	.....	D13/147
D601,974	S	*	10/2009	Igarashi	.....	D13/154
D613,249	S	*	4/2010	Nagata et al.	.....	D13/147
D621,360	S	*	8/2010	Kondo	.....	D13/147
2009/0004916	A1	*	1/2009	Miyoshi et al.	.....	439/610
2009/0023336	A1	*	1/2009	Kondo et al.	.....	439/607

\* cited by examiner

*Primary Examiner* — Daniel D Bui

(74) *Attorney, Agent, or Firm* — Rankin, Hill & Clark LLP

(57) **CLAIM**

The ornamental design for an electrical connector, as shown and described.

**DESCRIPTION**

FIG. 1 is a front, left and top perspective view of an electrical connector showing our new design;  
FIG. 2 is a rear, right and bottom perspective view thereof;  
FIG. 3 is a front elevation view thereof, the rear elevation view being a mirror image thereto;  
FIG. 4 is a left side elevation view thereof;  
FIG. 5 is a right side elevation view thereof;  
FIG. 6 is a top plan view thereof; and,  
FIG. 7 is a bottom plan view thereof.

**1 Claim, 3 Drawing Sheets**

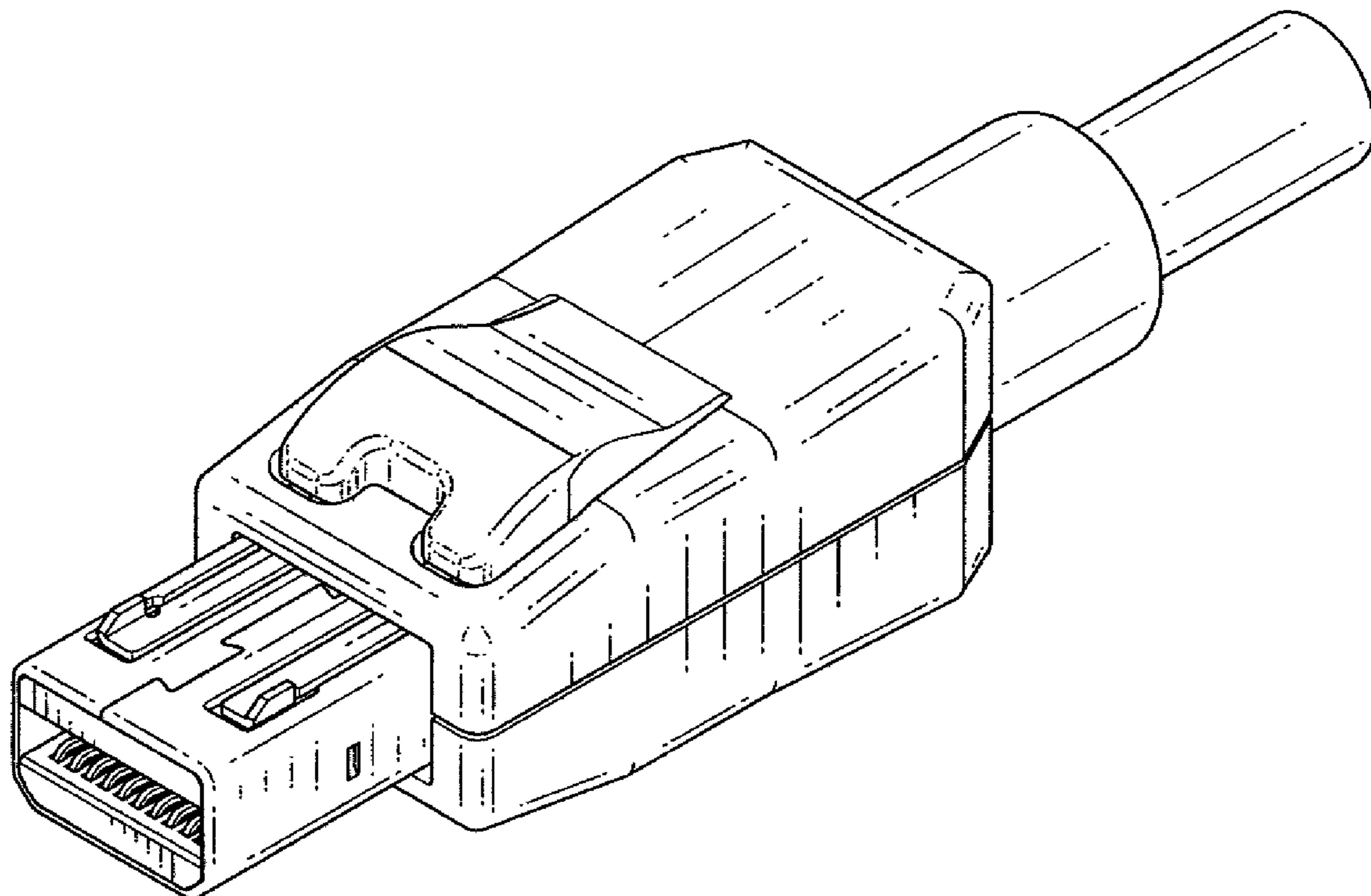


Fig. 1

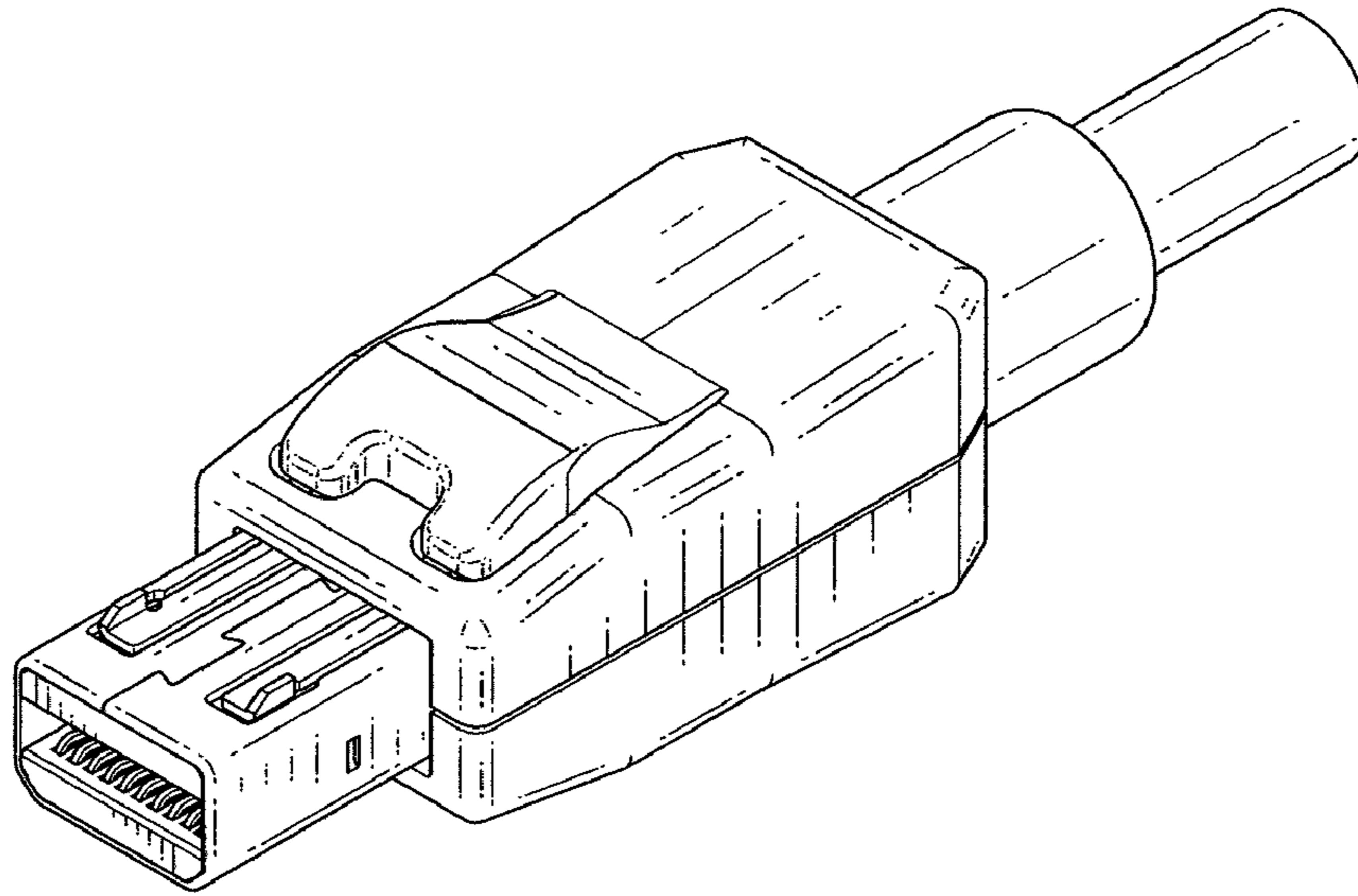


Fig. 2

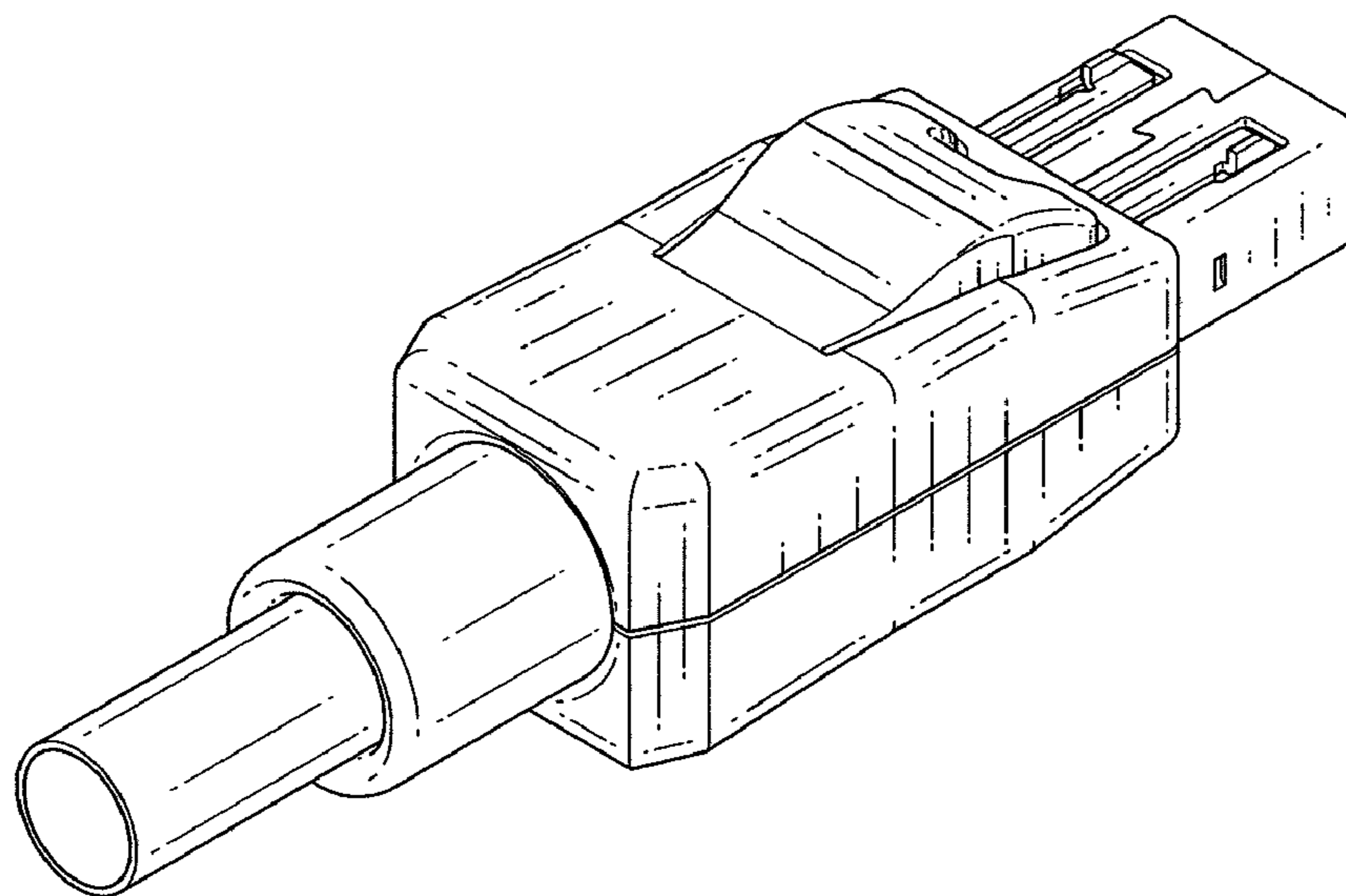


Fig. 3

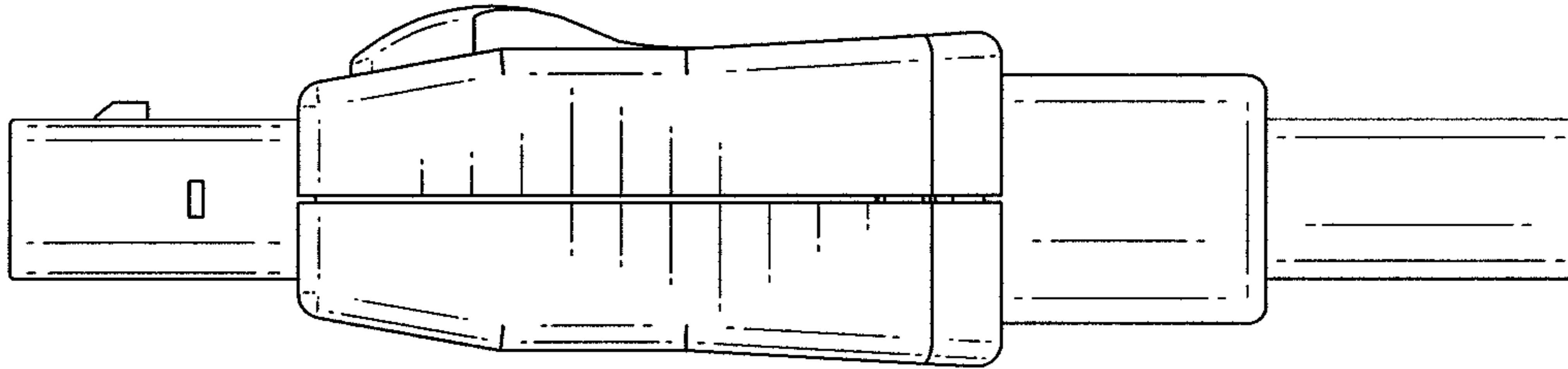


Fig. 4




Fig. 5

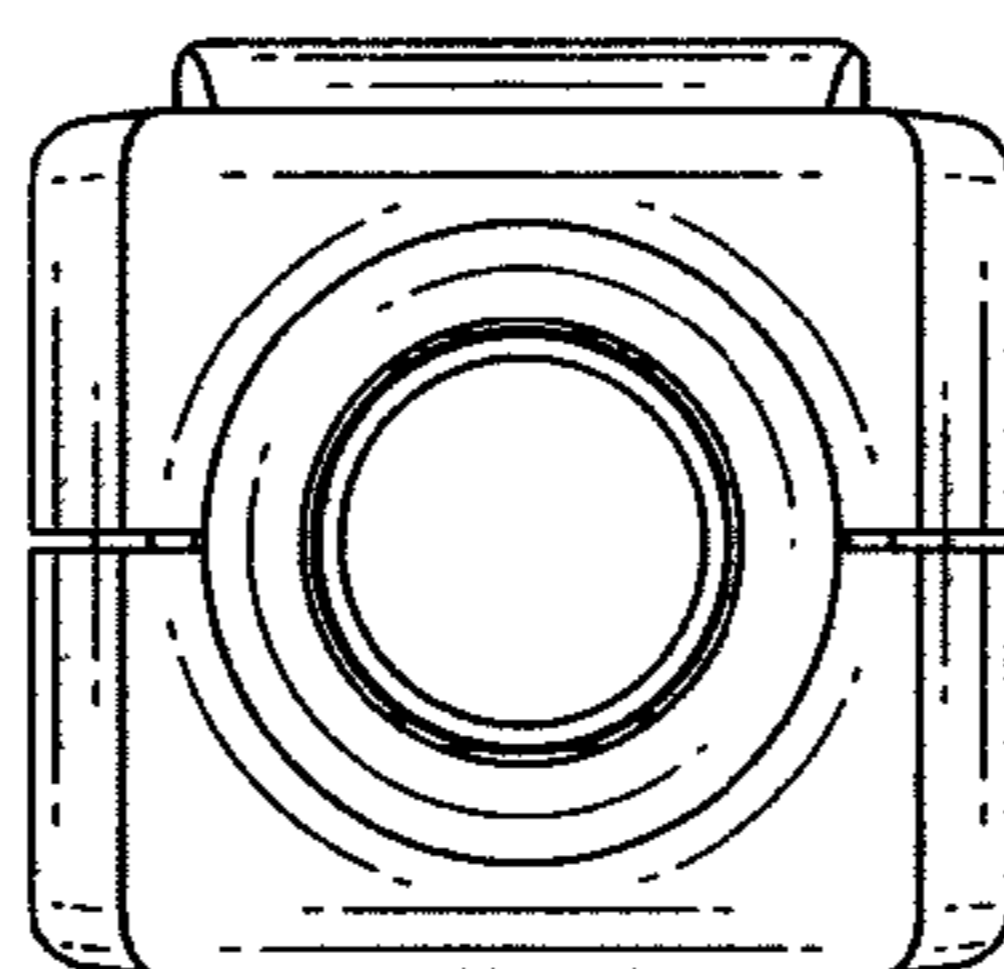


Fig. 6

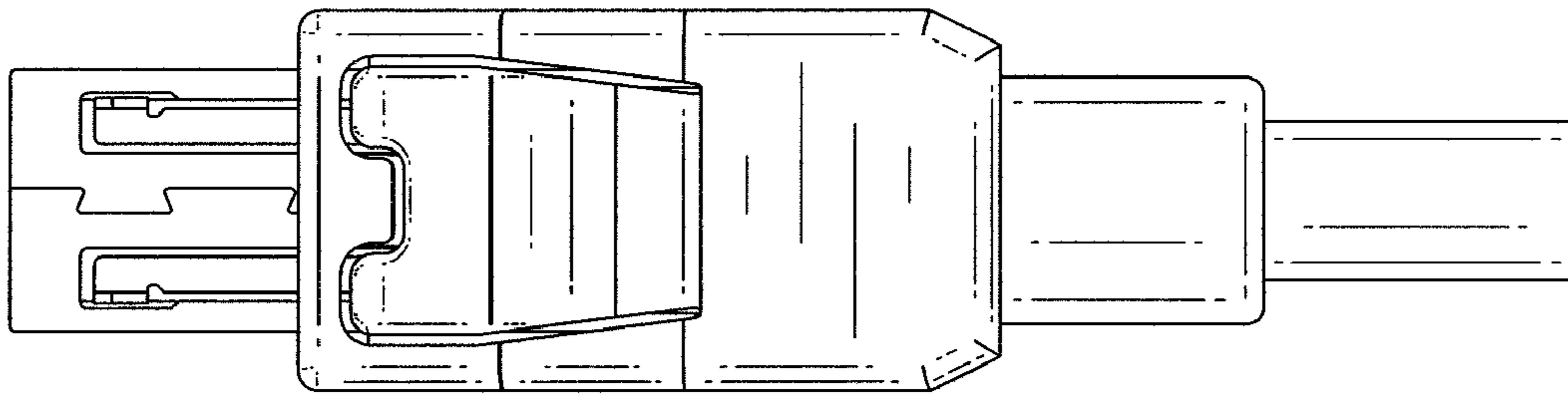


Fig. 7

