



US00D638341S

(12) **United States Design Patent**
Schuephaus et al.

(10) **Patent No.:** **US D638,341 S**

(45) **Date of Patent:** **** May 24, 2011**

(54) **HANDLE LEDGE FOR AN AIRCRAFT CABIN**

(56)

References Cited

(75) Inventors: **Florian Schuephaus**, Hamburg (DE);
Silvan Fiedler, Ulm (DE)

(73) Assignee: **Airbus Deutschland GmbH**, Hamburg
(DE)

(**) Term: **14 Years**

(21) Appl. No.: **29/295,821**

(22) Filed: **Oct. 8, 2007**

(30) **Foreign Application Priority Data**

Apr. 18, 2007 (EM) 000709175

(51) **LOC (9) Cl.** **12-02**

(52) **U.S. Cl.** **D12/345**

(58) **Field of Classification Search** D12/345,
D12/423, 44, 42, 319, 414.1, 415, 416, 421,
D12/424, 426, 426.1, 419; D6/356, 511,
D6/332, 336, 337, 338, 492; 224/29.5, 405;
396/146.16, 24.34; 244/118.1, 118.5, 118.6,
244/119, 122 AH

See application file for complete search history.

U.S. PATENT DOCUMENTS

1,050,667	A *	1/1913	Landine	224/29.5
D128,507	S *	7/1941	Stewart	D12/44
2,251,050	A *	7/1941	Stewart et al.	362/484
D146,982	S *	6/1947	Phillips	D12/44
D146,983	S *	6/1947	Phillips	D12/44
4,275,942	A *	6/1981	Steidl	312/266
5,090,639	A *	2/1992	Miller et al.	244/118.1
D463,357	S *	9/2002	Granzeier et al.	D12/345
2002/0030374	A1 *	3/2002	Myburgh	296/37.7

* cited by examiner

Primary Examiner — Cathron C Brooks

Assistant Examiner — Kevin K Rudzinski

(74) *Attorney, Agent, or Firm* — Wood, Herron & Evans,
L.L.P.

(57)

CLAIM

The ornamental design for the handle ledge for an aircraft cabin, as shown and described.

DESCRIPTION

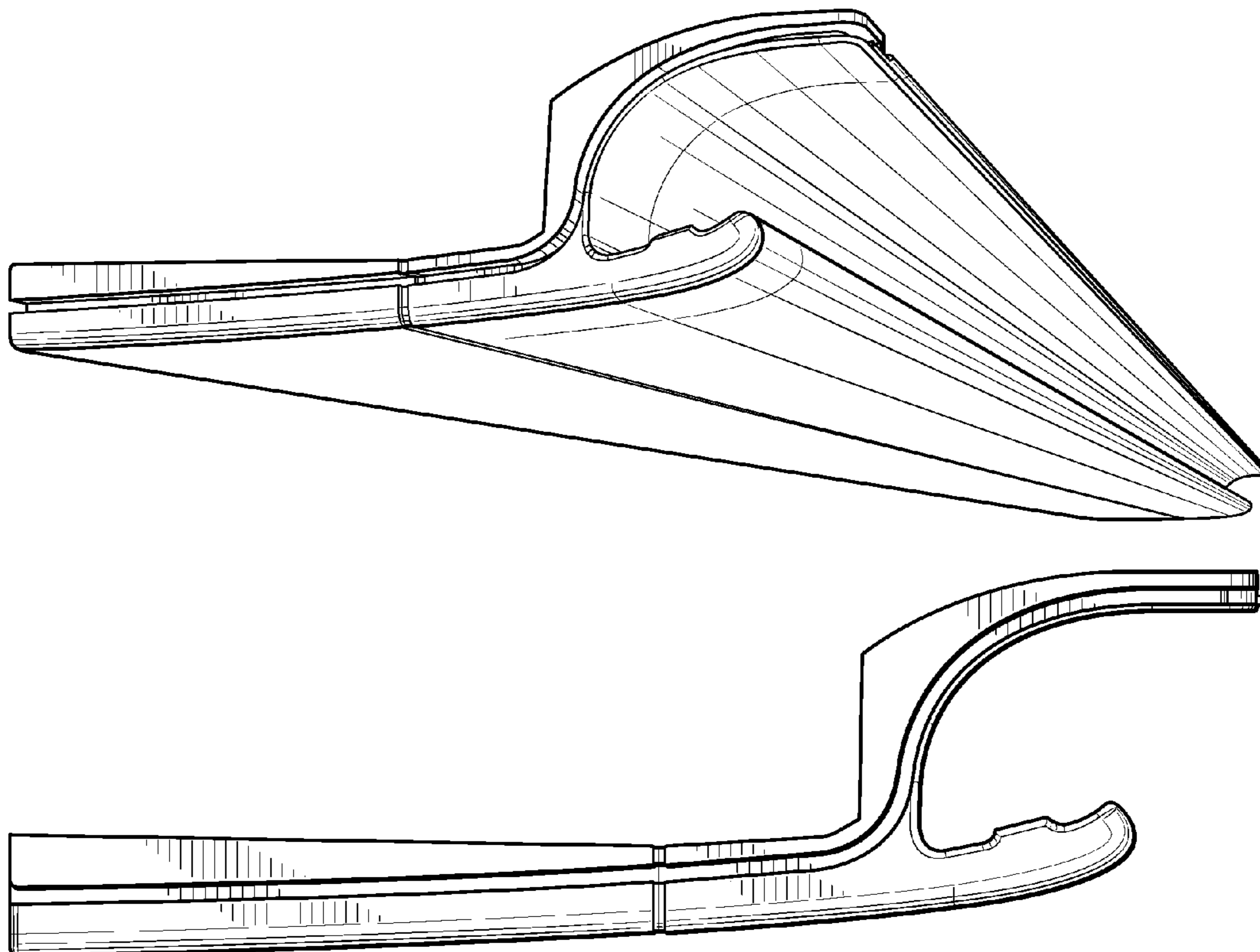
FIG. 1 is a perspective view of a first embodiment of a handle ledge for an aircraft cabin;

FIG. 2 is a side elevation view thereof; and,

FIG. 3 is a perspective view of a second embodiment of a handle ledge for an aircraft cabin, the side elevation view being identical to FIG. 2.

The broken lines shown in FIG. 3 illustrate environmental structure and form no part of the claimed design.

1 Claim, 2 Drawing Sheets



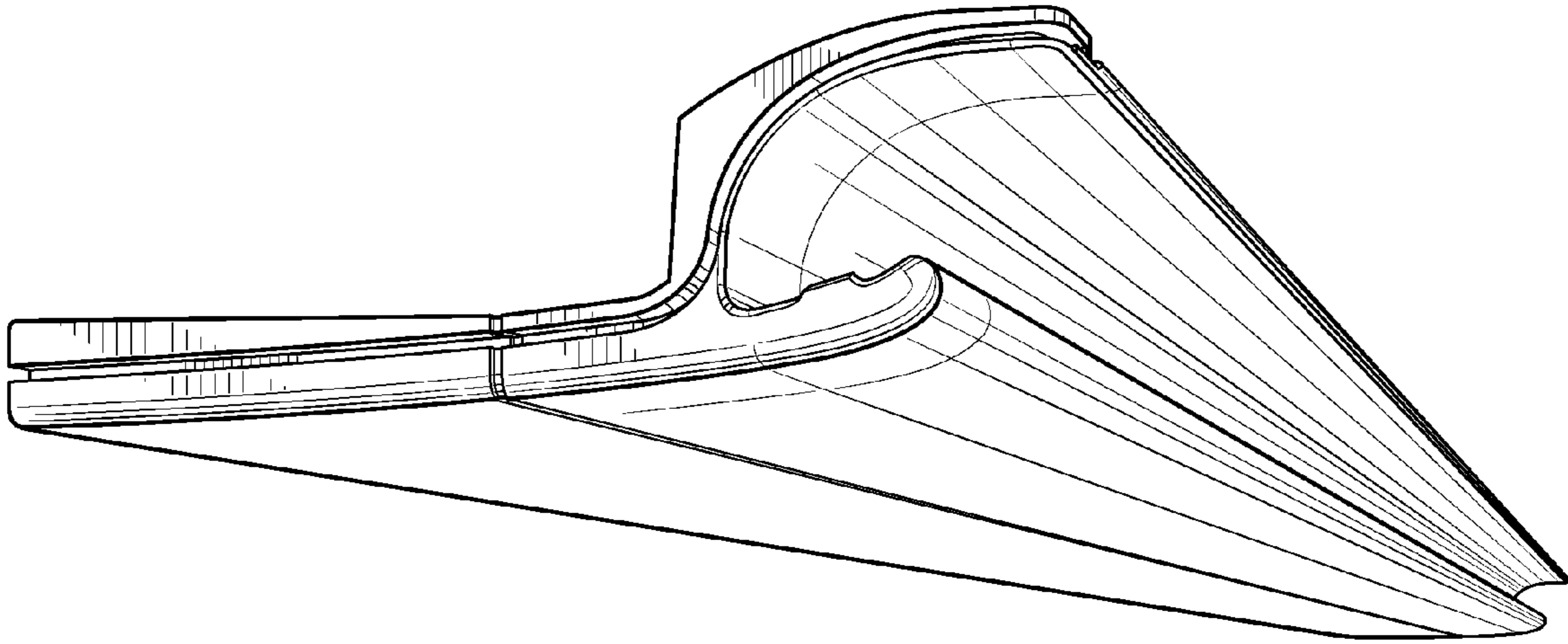


FIG. 1

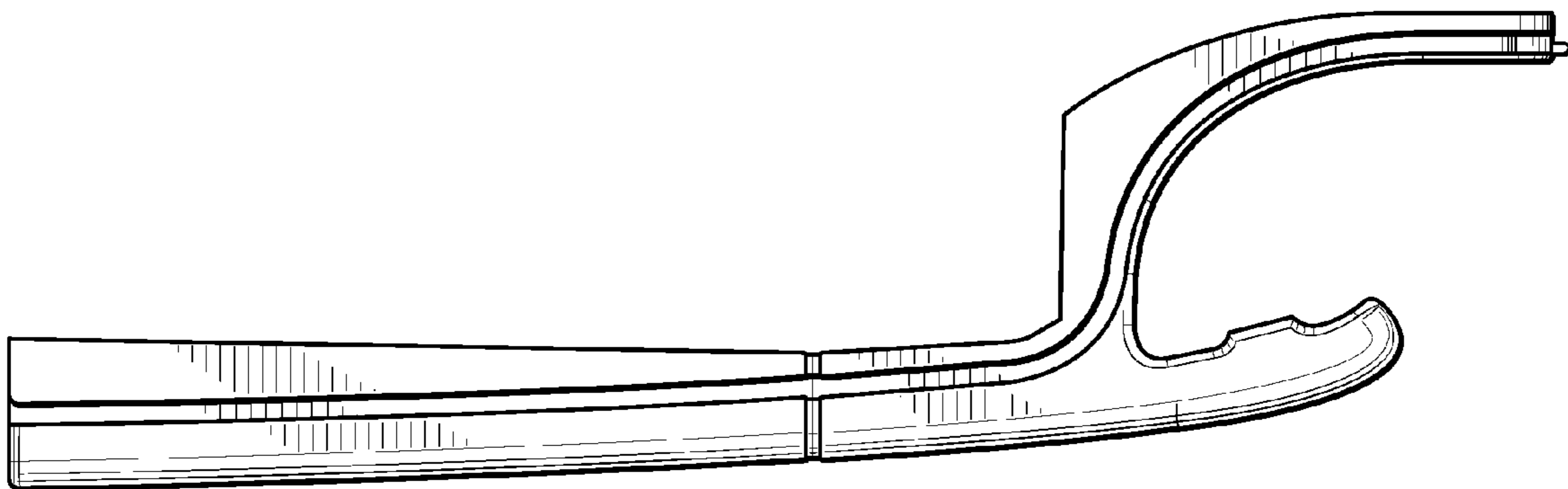


FIG. 2

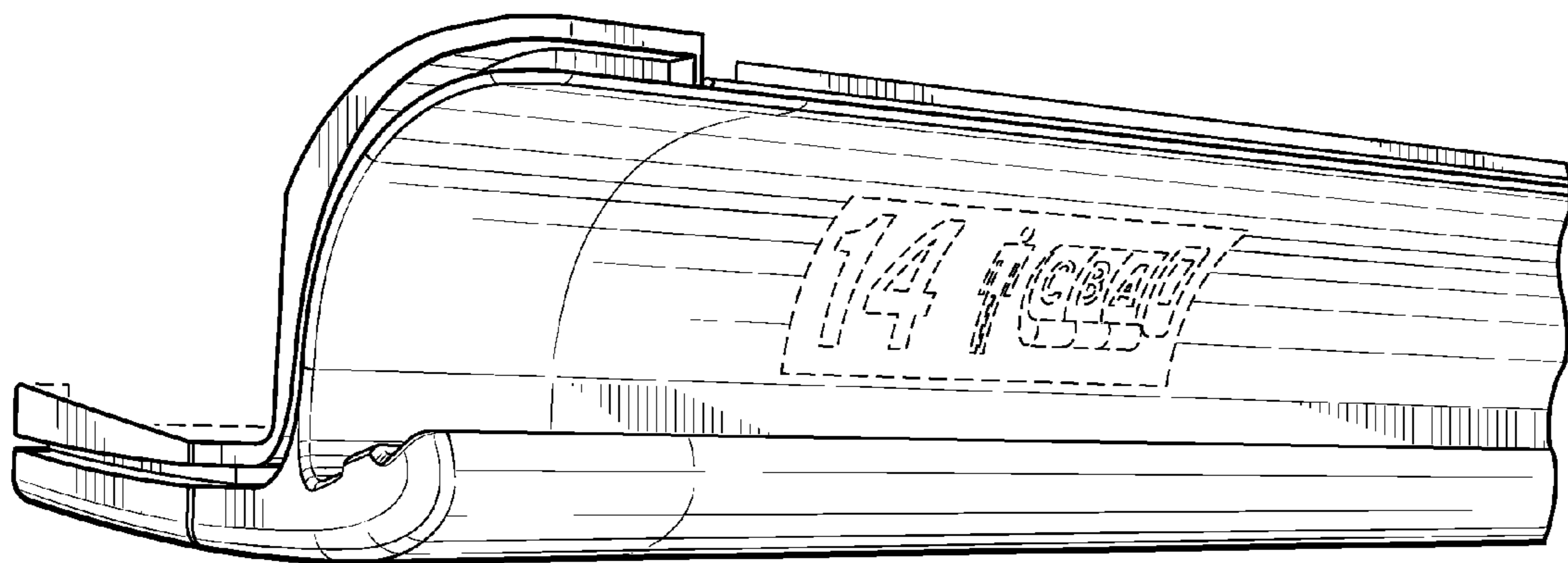


FIG. 3