



US00D638340S

(12) **United States Design Patent**
Park

(10) **Patent No.:** **US D638,340 S**

(45) **Date of Patent:** **** May 24, 2011**

(54) **WHEEL FOR MOTOR VEHICLE**

(75) Inventor: **Changil Park**, Chigasaki (JP)

(73) Assignee: **Autech Japan, Inc.**, Kanagawa (JP)

(**) Term: **14 Years**

(21) Appl. No.: **29/378,084**

(22) Filed: **Oct. 29, 2010**

(30) **Foreign Application Priority Data**

Aug. 26, 2010 (JP) 2010-21960

(51) **LOC (9) Cl.** **12-16**

(52) **U.S. Cl.** **D12/209**

(58) **Field of Classification Search** D12/204-213;
301/37.101, 64.101, 65, 64.201

See application file for complete search history.

(56) **References Cited**

U.S. PATENT DOCUMENTS

D390,822 S *	2/1998	Neeper	D12/209
D406,092 S *	2/1999	Baumgartner	D12/211
D417,646 S *	12/1999	Baumgartner	D12/211
D430,526 S *	9/2000	Fitzgerald	D12/211
D461,441 S *	8/2002	Hartanto	D12/211

D523,799 S *	6/2006	Ianniello	D12/209
D527,332 S *	8/2006	Khan	D12/211
D541,202 S *	4/2007	Baumgartner	D12/211
D553,069 S *	10/2007	Ettensberger	D12/211
D585,805 S *	2/2009	Friedrich et al.	D12/209
D590,313 S *	4/2009	Baum	D12/209
D606,922 S *	12/2009	Thorsten	D12/211
D612,788 S *	3/2010	Junker	D12/209
D622,196 S *	8/2010	Gallert	D12/209
D622,199 S *	8/2010	Gallert	D12/211
D625,245 S *	10/2010	Hans et al.	D12/211

* cited by examiner

Primary Examiner — Stacia Cadmus

(74) *Attorney, Agent, or Firm* — Wenderoth, Lind & Ponack, L.L.P.

(57) **CLAIM**

The ornamental design for the wheel for motor vehicle, as shown.

DESCRIPTION

FIG. 1 is a front view of the wheel for motor vehicle showing my new design;

FIG. 2 is a plain view thereof;

FIG. 3 is a bottom view thereof;

FIG. 4 is a right side view thereof;

FIG. 5 is a left side view thereof; and,

FIG. 6 is a perspective view thereof.

1 Claim, 6 Drawing Sheets



Fig. 1



Fig. 2




Fig. 3




Fig. 4




Fig. 5




Fig. 6

