



US00D638283S

(12) **United States Design Patent**  
**Gilbert**

(10) **Patent No.:** **US D638,283 S**

(45) **Date of Patent:** **\*\* May 24, 2011**

(54) **HOOK**

(75) Inventor: **Christopher Jon Gilbert**, Moreland Hills, OH (US)

(73) Assignee: **Moen Incorporated**, North Olmsted, OH (US)

(\*\*) Term: **14 Years**

(21) Appl. No.: **29/379,502**

(22) Filed: **Nov. 19, 2010**

(51) **LOC (9) Cl.** ..... **08-05**

(52) **U.S. Cl.** ..... **D8/367**

(58) **Field of Classification Search** ..... D8/367,  
D8/372, 373, 349, 354, 370; D6/500, 323,  
D6/580; D20/43; 248/215, 339, 489; 16/87.2,  
16/87.8

See application file for complete search history.

D489,249 S *	5/2004	Moore	.....	D8/367
D495,591 S *	9/2004	Clucas	.....	D8/367
D527,246 S *	8/2006	Clucas	.....	D8/370
D545,180 S *	6/2007	Harwanko	.....	D8/372
D551,010 S *	9/2007	Woodhouse	.....	D6/580
D608,633 S *	1/2010	Elmerhaus	.....	D23/293.1
D611,330 S *	3/2010	Barrese	.....	D8/367
7,735,189 B2 *	6/2010	Richardson	.....	16/87.2
7,748,673 B2 *	7/2010	Barrese	.....	248/215
D628,053 S *	11/2010	Goodman et al.	.....	D8/372
D630,088 S *	1/2011	Kim	.....	D8/367
D630,089 S *	1/2011	Kim	.....	D8/367
2006/0042002 A1 *	3/2006	Barrese	.....	4/558
2007/0050904 A1 *	3/2007	Harwanko	.....	4/558

\* cited by examiner

*Primary Examiner* — Cynthia Underwood

(74) *Attorney, Agent, or Firm* — Calfee, Halter & Griswold LLP

(57) **CLAIM**

The ornamental design for a hook, as shown and described.

(56) **References Cited**

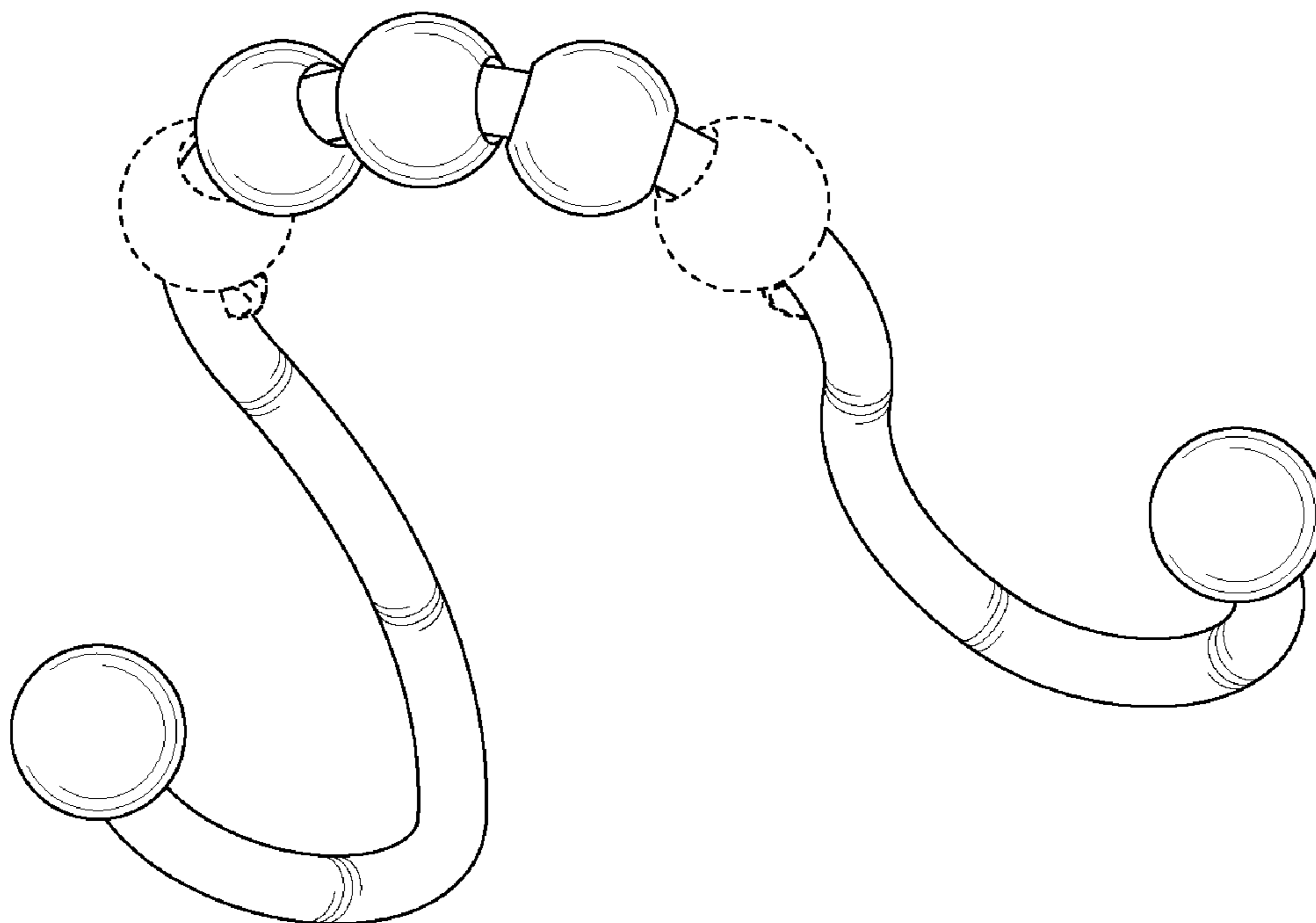
U.S. PATENT DOCUMENTS

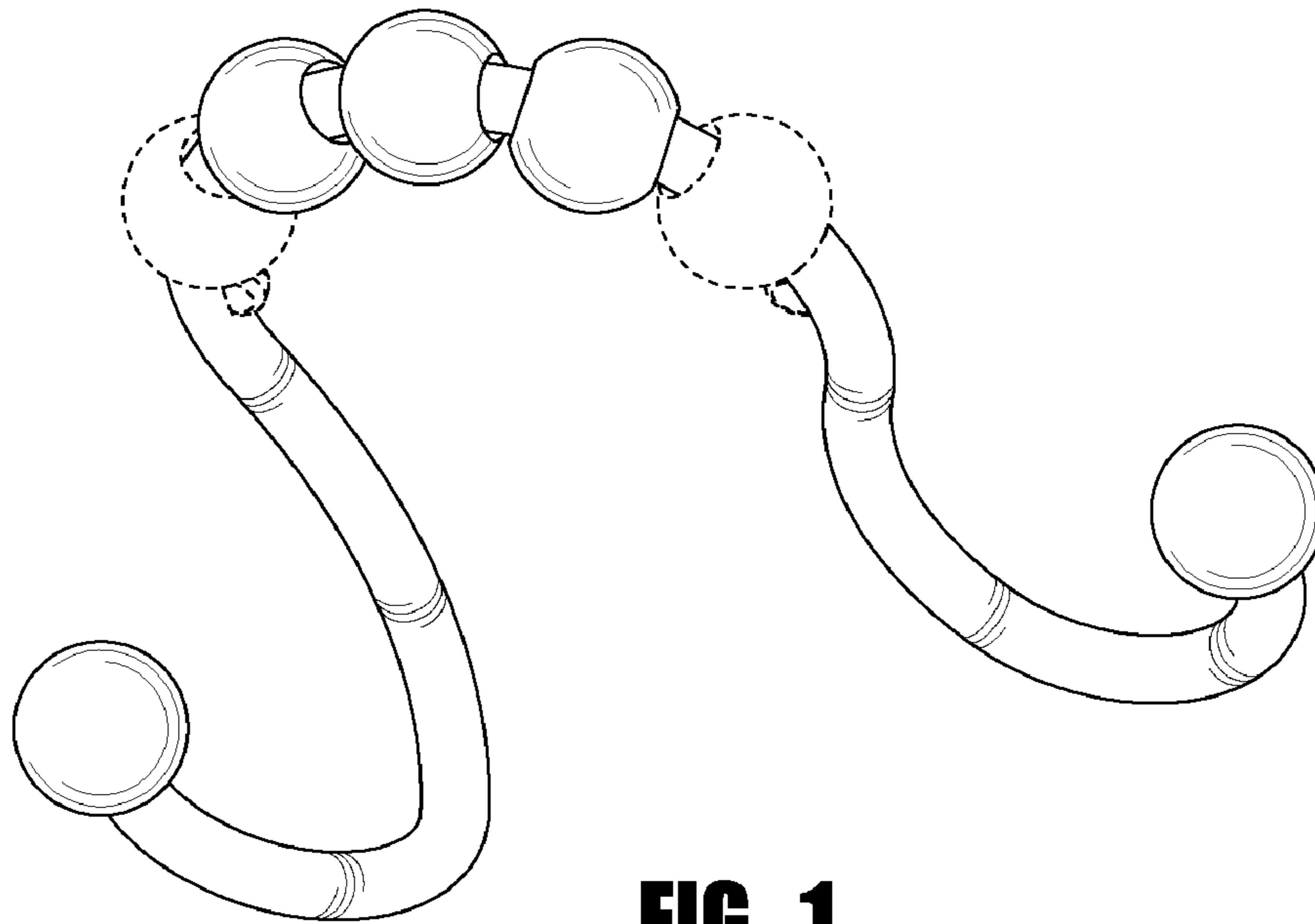
D31,995 S *	12/1899	Alker	.....	D8/370
D209,467 S *	12/1967	King	.....	D8/367
D350,279 S *	9/1994	Tate	.....	D8/373
D404,639 S *	1/1999	Samelson	.....	D8/373
D439,144 S *	3/2001	Ho	.....	D8/373
D441,584 S *	5/2001	Ho	.....	D6/580
D442,074 S *	5/2001	Harvey	.....	D8/368
6,270,048 B1 *	8/2001	Carlson	.....	248/339
D456,696 S *	5/2002	Samelson	.....	D8/367
D457,807 S *	5/2002	Vanderbilt	.....	D8/368
D459,201 S *	6/2002	Michaelson	.....	D8/372
6,530,120 B2 *	3/2003	Samelson	.....	16/87.2

**DESCRIPTION**

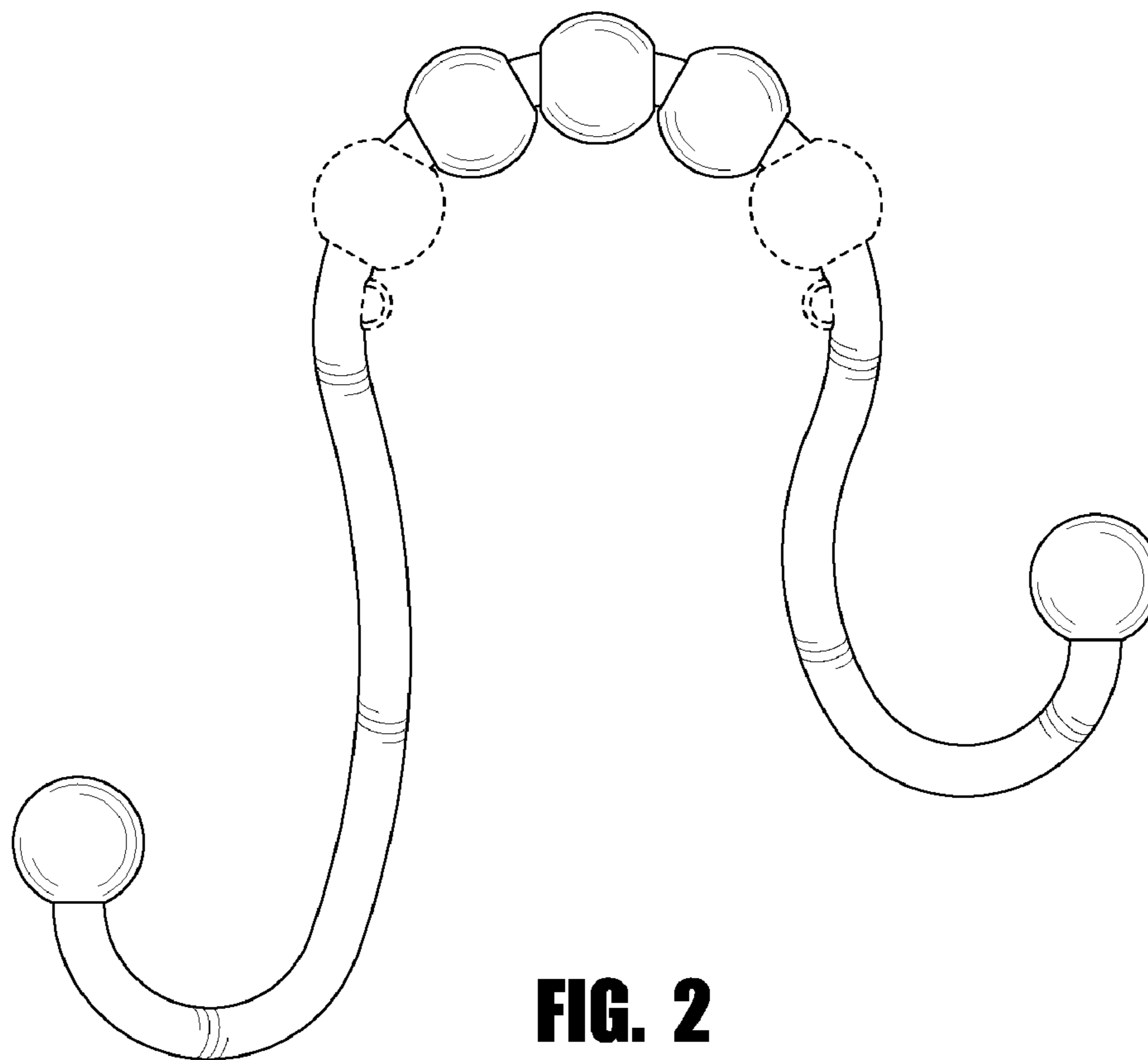
FIG. 1 is a perspective view of a hook of the new design; FIG. 2 is a front elevational view of the hook of FIG. 1, the rear elevational view being a mirror image thereof; FIG. 3 is a left side elevational view of the hook of FIG. 1; FIG. 4 is a right side elevational view of the hook of FIG. 1; FIG. 5 is a top plan view of the hook of FIG. 1; and, FIG. 6 is a bottom plan view of the hook of FIG. 1. The portions of the Figures shown in broken lines are not part of the claimed design and are for illustration only.

**1 Claim, 2 Drawing Sheets**

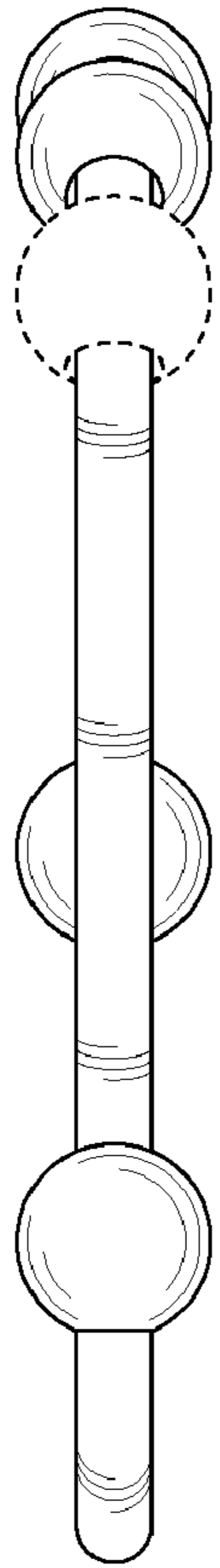




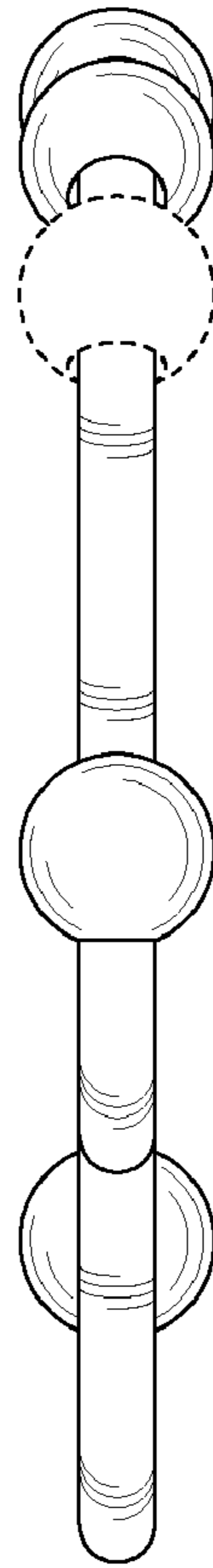
**FIG. 1**



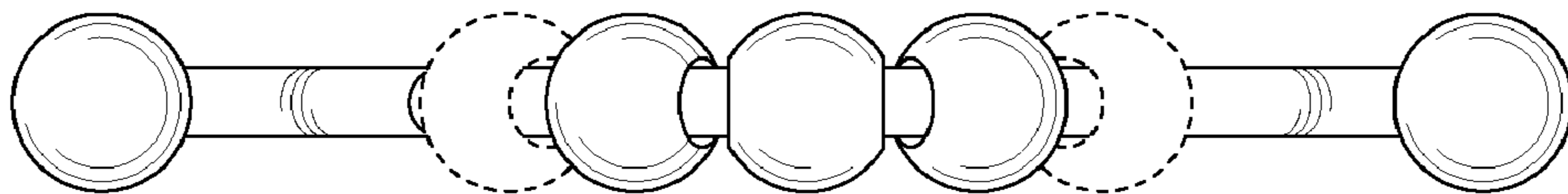
**FIG. 2**



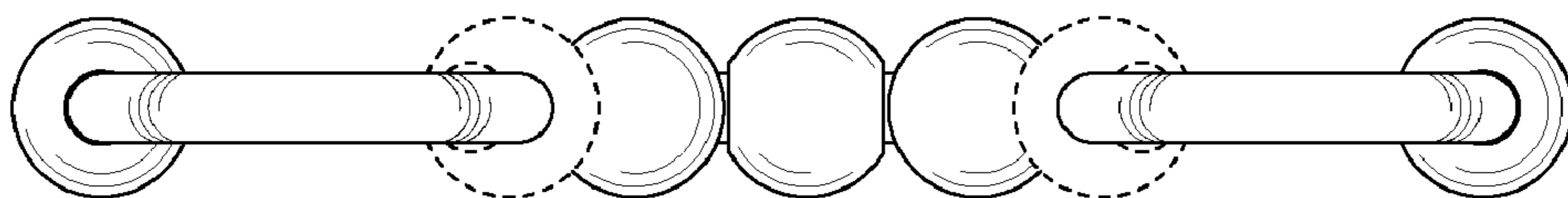
**FIG. 3**



**FIG. 4**



**FIG. 5**



**FIG. 6**