



US00D638274S

(12) **United States Design Patent**
Owens

(10) **Patent No.:** **US D638,274 S**
(45) **Date of Patent:** **** May 24, 2011**

(54) **CABINET KNOB**

(75) Inventor: **Ashley Marie Owens**, Bossier City, LA
(US)

(73) Assignee: **Hardware Resources, Inc.**, Bossier City,
LA (US)

(**) Term: **14 Years**

(21) Appl. No.: **29/370,586**

(22) Filed: **Aug. 7, 2010**

(51) **LOC (9) Cl.** **08-06**

(52) **U.S. Cl.** **D8/307**

(58) **Field of Classification Search** D8/307,
D8/300, 301, 302, 303, 305, 310, 312, 317,
D8/318, 319, 320; D5/47, 53; D6/491, 550;
D7/393, 396; D11/95; D21/373, 385, 386;
16/110.1, 412, 414, 415, 417, 433, 441, 442;
292/347, 348, 349, 350, 355, 356, 357; 473/470
See application file for complete search history.

(56) **References Cited**

U.S. PATENT DOCUMENTS

2,430,681 A * 11/1947 Johnson 473/470
D355,834 S * 2/1995 Chieda D8/305

5,729,852 A * 3/1998 Rabideau et al. 5/710
D563,193 S * 3/2008 Lowe D8/307
D579,303 S * 10/2008 Schneider D8/307
D580,733 S * 11/2008 Hanes D8/307
D583,569 S * 12/2008 Claudat D5/53

* cited by examiner

Primary Examiner — Stella M Reid

Assistant Examiner — Derrick Holland

(74) *Attorney, Agent, or Firm* — Schultz & Associates, P.C.

(57) **CLAIM**

The ornamental design for a cabinet knob, as shown and described.

DESCRIPTION

FIG. 1 is a top isometric view of the cabinet knob in accordance with the present invention;

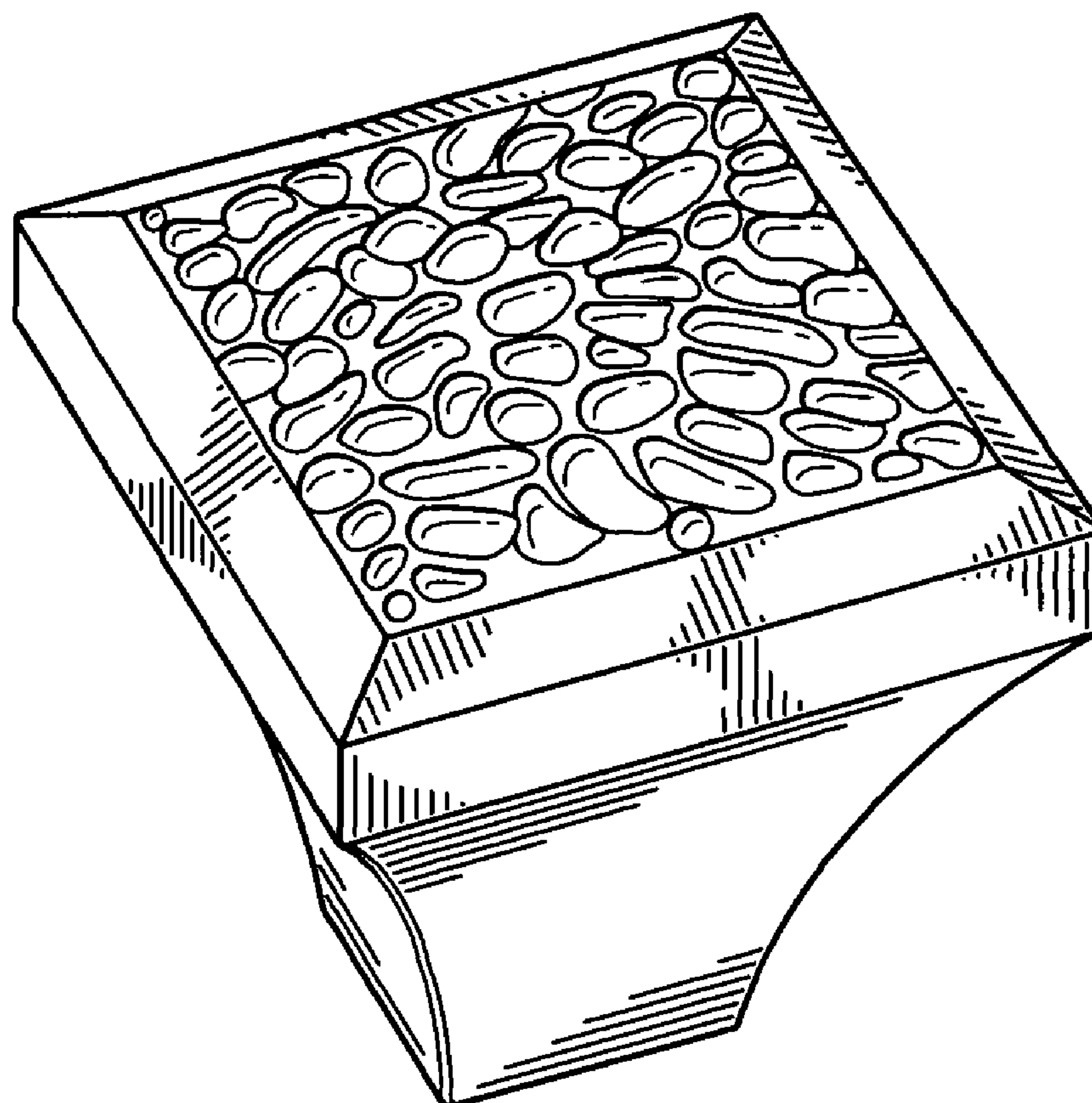
FIG. 2 is a side elevation view of the cabinet knob in accordance with the present invention;

FIG. 3 is a top view of the cabinet knob in accordance with the present invention; and,

FIG. 4 is a bottom view of the cabinet knob in accordance with the present invention.

The broken lines shown represent unclaimed subject matter and form no part of the claimed design.

1 Claim, 1 Drawing Sheet



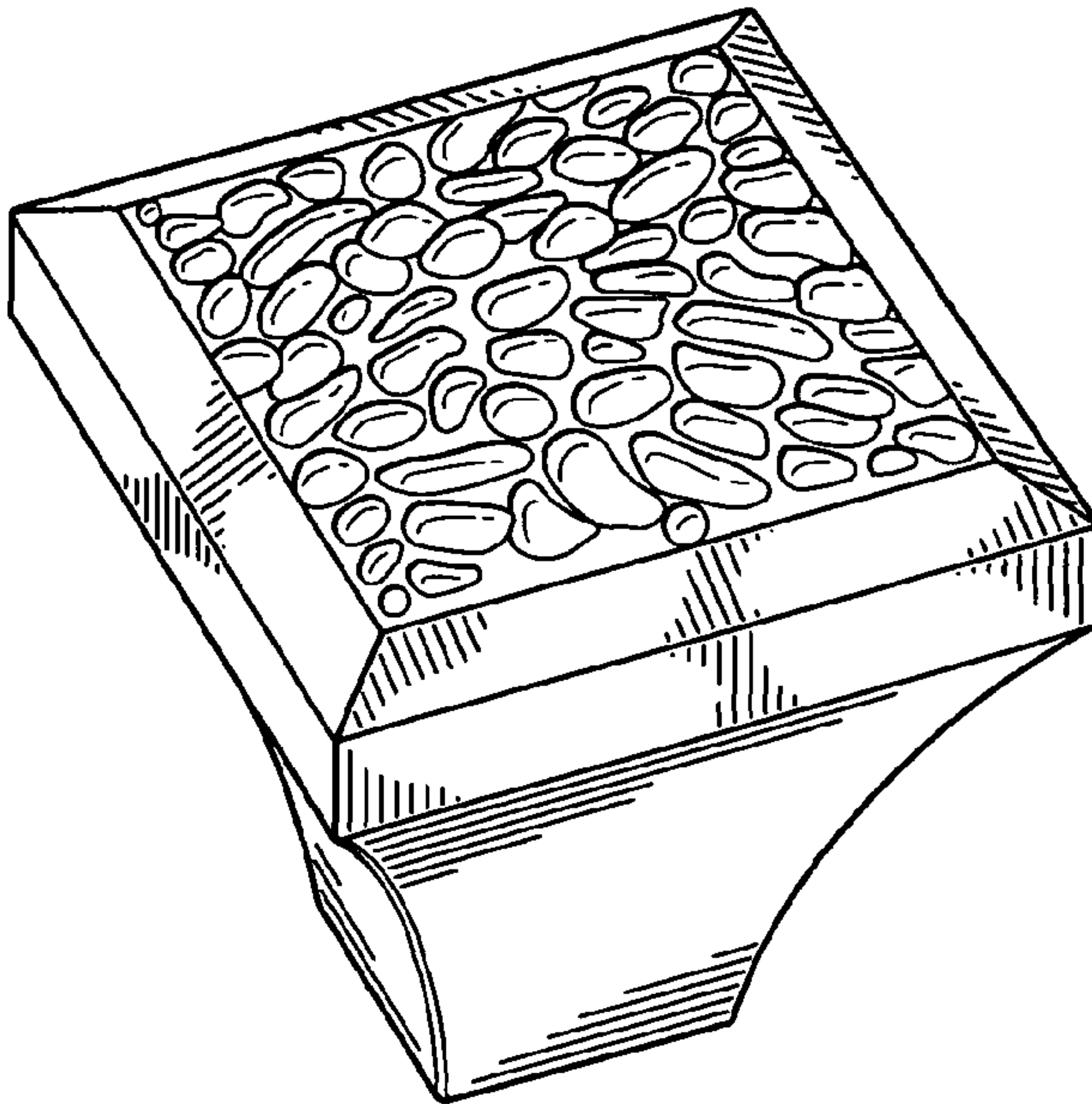


FIG. 1

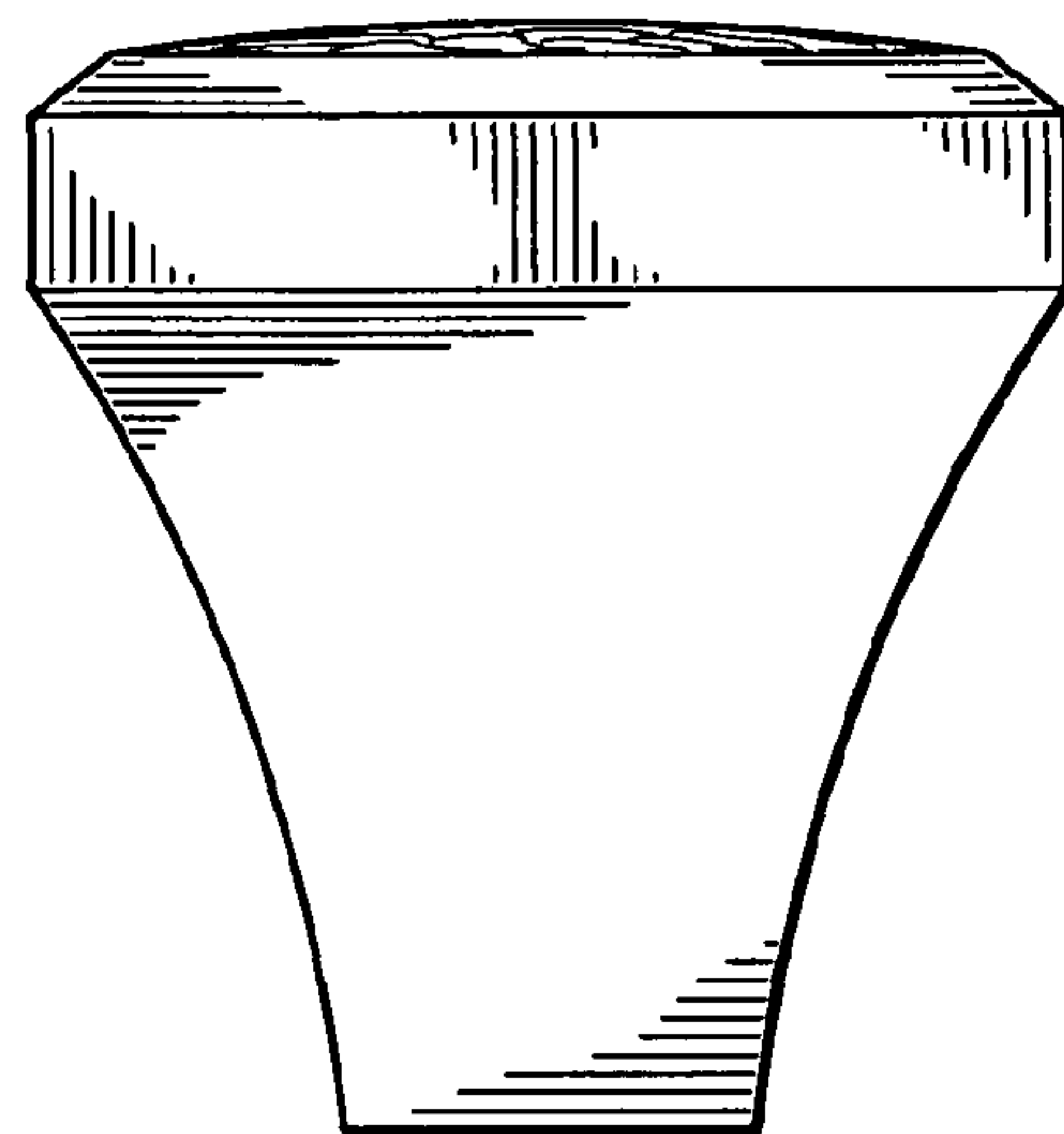


FIG. 2




FIG. 3

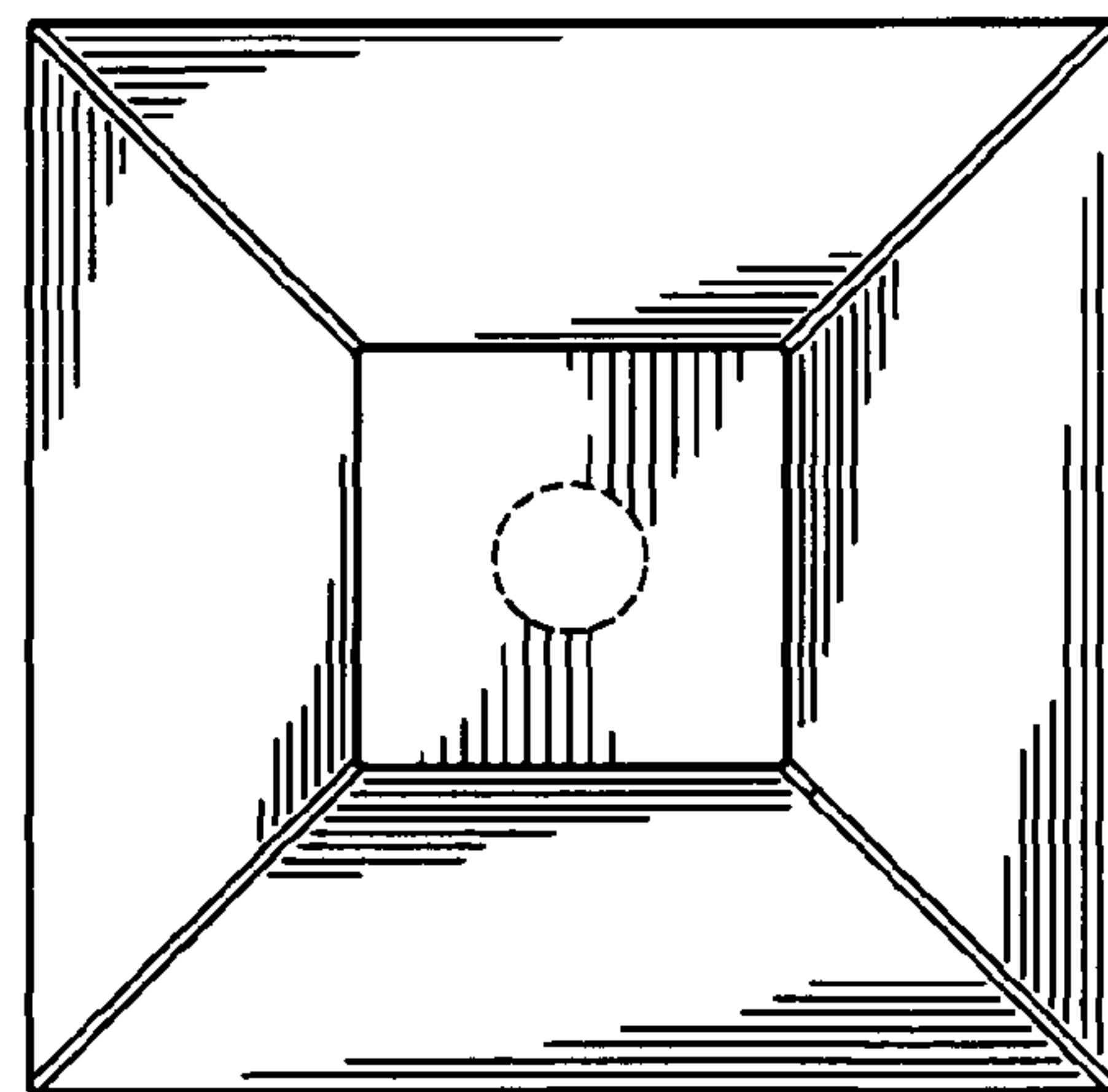


FIG. 4