



US00D638264S

(12) **United States Design Patent**
Seehoff et al.

(10) **Patent No.:** **US D638,264 S**

(45) **Date of Patent:** **** May 24, 2011**

(54) **CRUST REMOVER**

(75) Inventors: **Gary Stanley Seehoff**, Encino, CA
(US); **Christopher Anzalone**, Foothill
Ranch, CA (US); **Huy Kha Nguyen**,
Garden Grove, CA (US)

(73) Assignee: **Evrholder Products LLC**, Anaheim,
CA (US)

(**) Term: **14 Years**

(21) Appl. No.: **29/366,002**

(22) Filed: **Jul. 17, 2010**

(51) **LOC (9) Cl.** **07-04**

(52) **U.S. Cl.** **D7/675**

(58) **Field of Classification Search** D7/672-677;
99/537; 30/114, 152, 314-316, 301, 303,
30/305, 130, 299; 249/117, 135; 425/276,
425/281, 289, 290

See application file for complete search history.

(56) **References Cited**

U.S. PATENT DOCUMENTS

D154,318 S * 6/1949 Price et al. D7/676
D154,319 S * 6/1949 Price et al. D7/676

3,780,978 A * 12/1973 Proul 249/135
4,245,973 A * 1/1981 Greaney 425/276
D332,032 S * 12/1992 Kaiser D7/676
D556,520 S * 12/2007 Seehoff et al. D7/675
D566,487 S * 4/2008 Seehoff et al. D7/675
D583,197 S * 12/2008 Seehoff et al. D7/676
D604,999 S * 12/2009 Ablo D7/675

* cited by examiner

Primary Examiner — Terry A Wallace

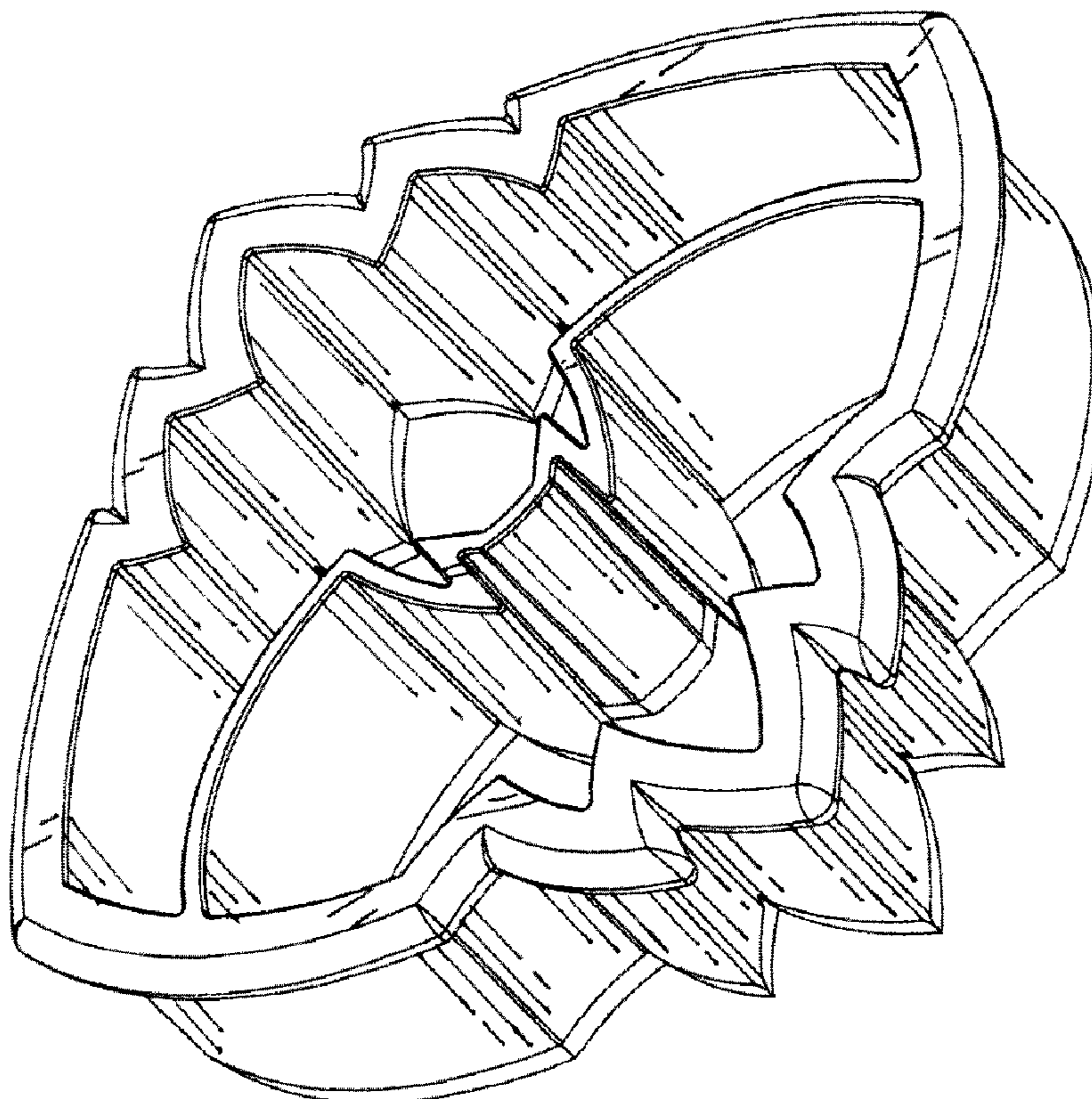
(57) **CLAIM**

The ornamental design for a crust remover, as shown and described.

DESCRIPTION

FIG. 1 illustrates a top view of the claimed design for a crust remover;
FIG. 2 illustrates a front view thereof;
FIG. 3 illustrates a left-side view thereof;
FIG. 4 illustrates a right-side view thereof;
FIG. 5 illustrates a rear view thereof;
FIG. 6 illustrates a bottom view thereof;
FIG. 7 illustrates an internal sectional view thereof; and,
FIG. 8 illustrates a perspective view thereof.

1 Claim, 8 Drawing Sheets






Fig. 1

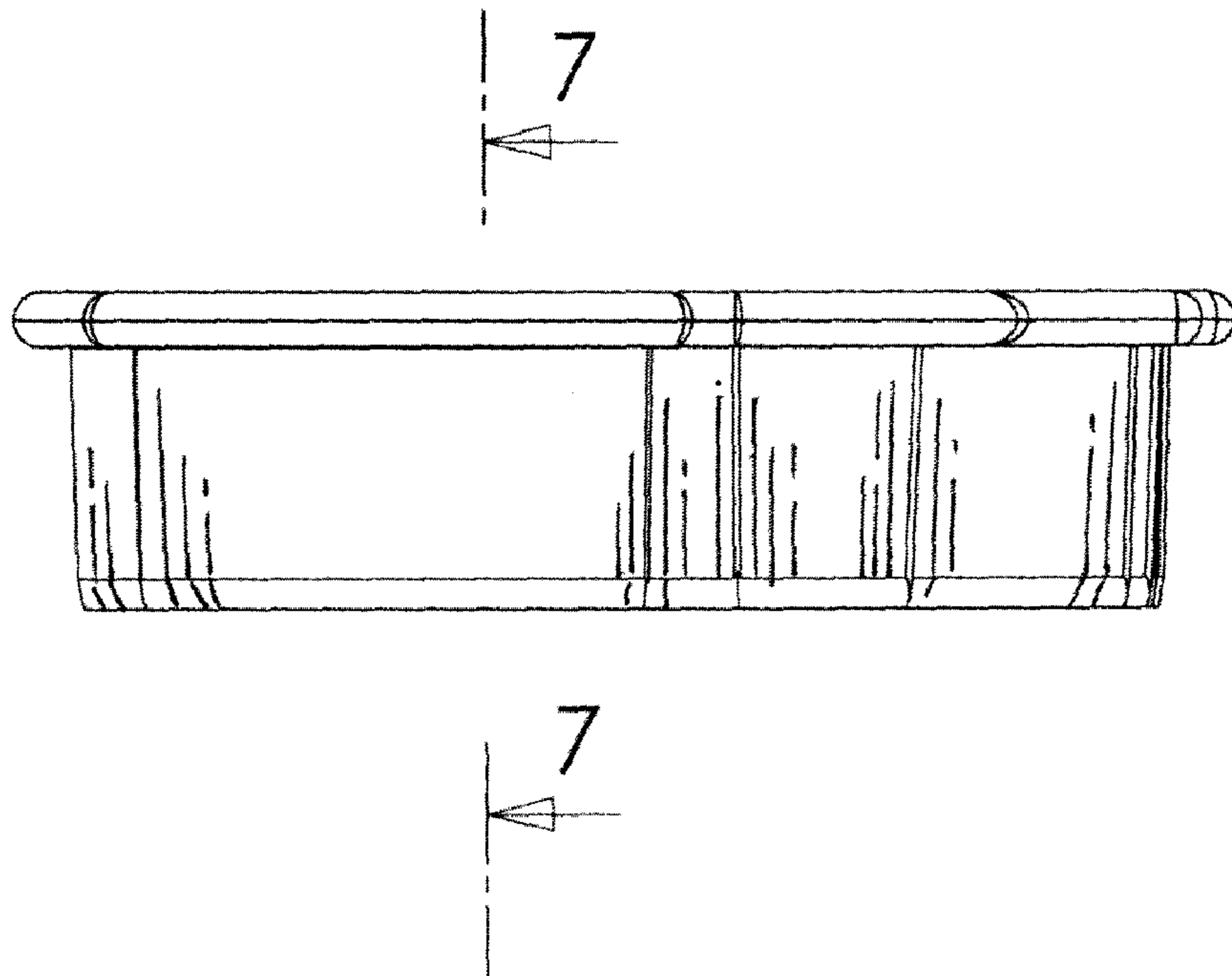


Fig. 2

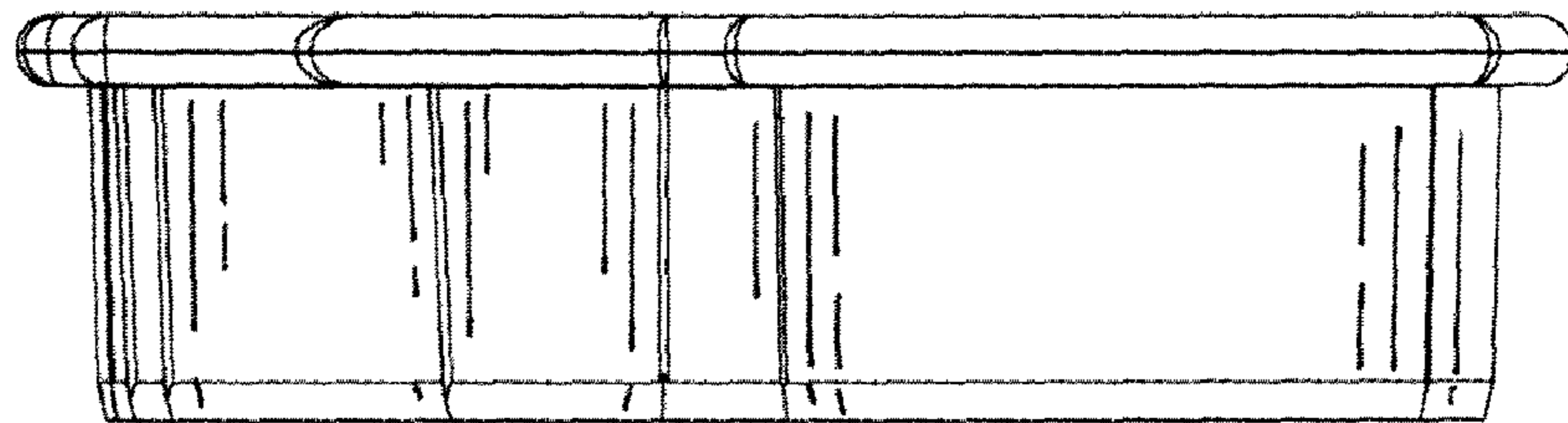


Fig. 3

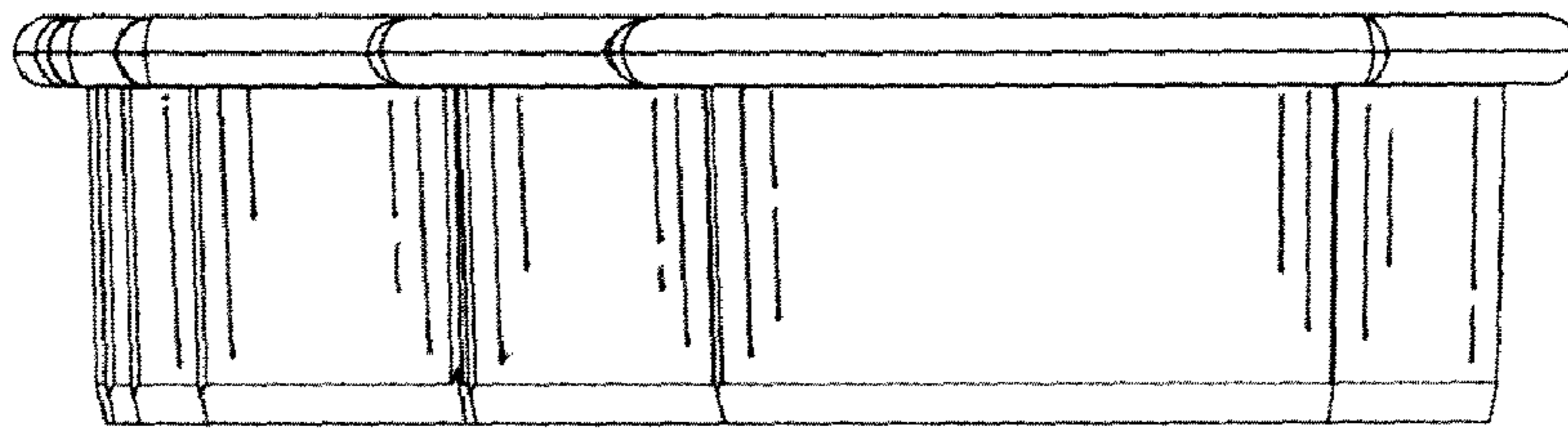


Fig. 4

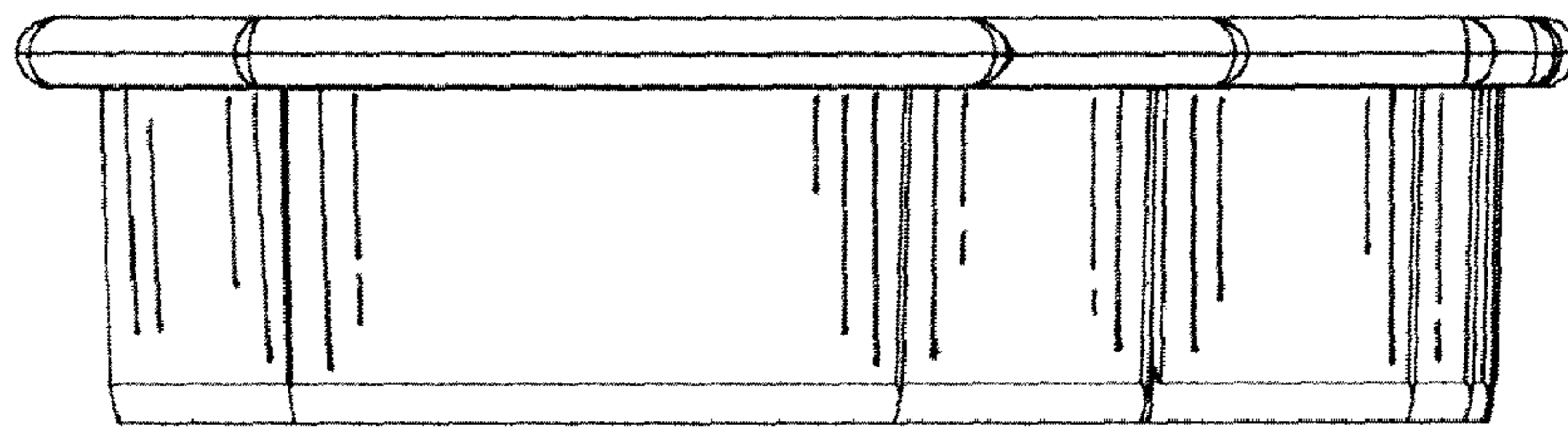


Fig. 5




Fig. 6

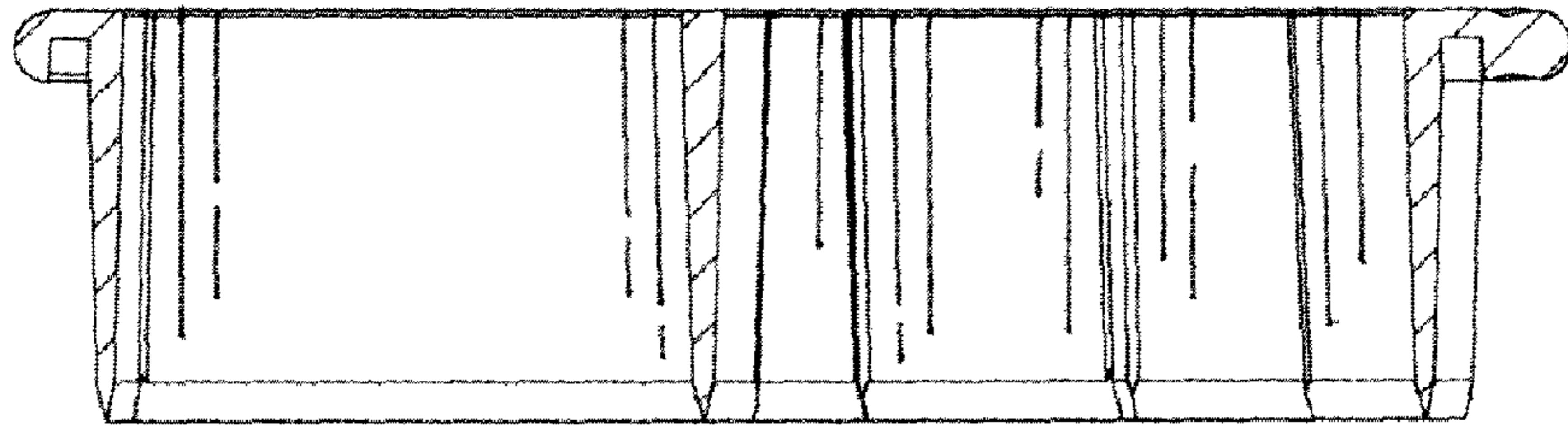


Fig. 7




Fig. 8