



US00D638259S

(12) **United States Design Patent**
Henry

(10) **Patent No.:** **US D638,259 S**

(45) **Date of Patent:** **** May 24, 2011**

(54) **COOKWARE HANDLE**

(75) Inventor: **Lou Henry**, Scarsdale, NY (US)

(73) Assignee: **Gibson Overseas Inc.**, Commerce, CA (US)

(**) Term: **14 Years**

(21) Appl. No.: **29/356,143**

(22) Filed: **Mar. 29, 2010**

(51) **LOC (9) Cl.** **07-02**

(52) **U.S. Cl.** **D7/395**

(58) **Field of Classification Search** D7/354-361,
D7/391, 393-395, 396.2, 514, 664; D8/80,
D8/83, 107, 300, 303, 307, 313, 321; 16/421,
16/430, 431, 110.1, 407; 220/573.1-573.5,
220/752, 753, 755, 756, 760, 772, 773, 912;
D24/133, 144; D4/138, 129
See application file for complete search history.

(56) **References Cited**

U.S. PATENT DOCUMENTS

D482,567 S * 11/2003 Demers D7/395
D560,427 S * 1/2008 Prakasa D7/395

D567,579 S * 4/2008 Rae D7/393
D578,345 S * 10/2008 Rae D7/393
D592,452 S * 5/2009 Tetreault D7/395
D598,705 S * 8/2009 Tetreault D7/395
D599,165 S * 9/2009 Rae D7/395
D602,307 S * 10/2009 Fort et al. D7/395
D608,138 S * 1/2010 Rae D7/395

* cited by examiner

Primary Examiner — Cynthia M Chin

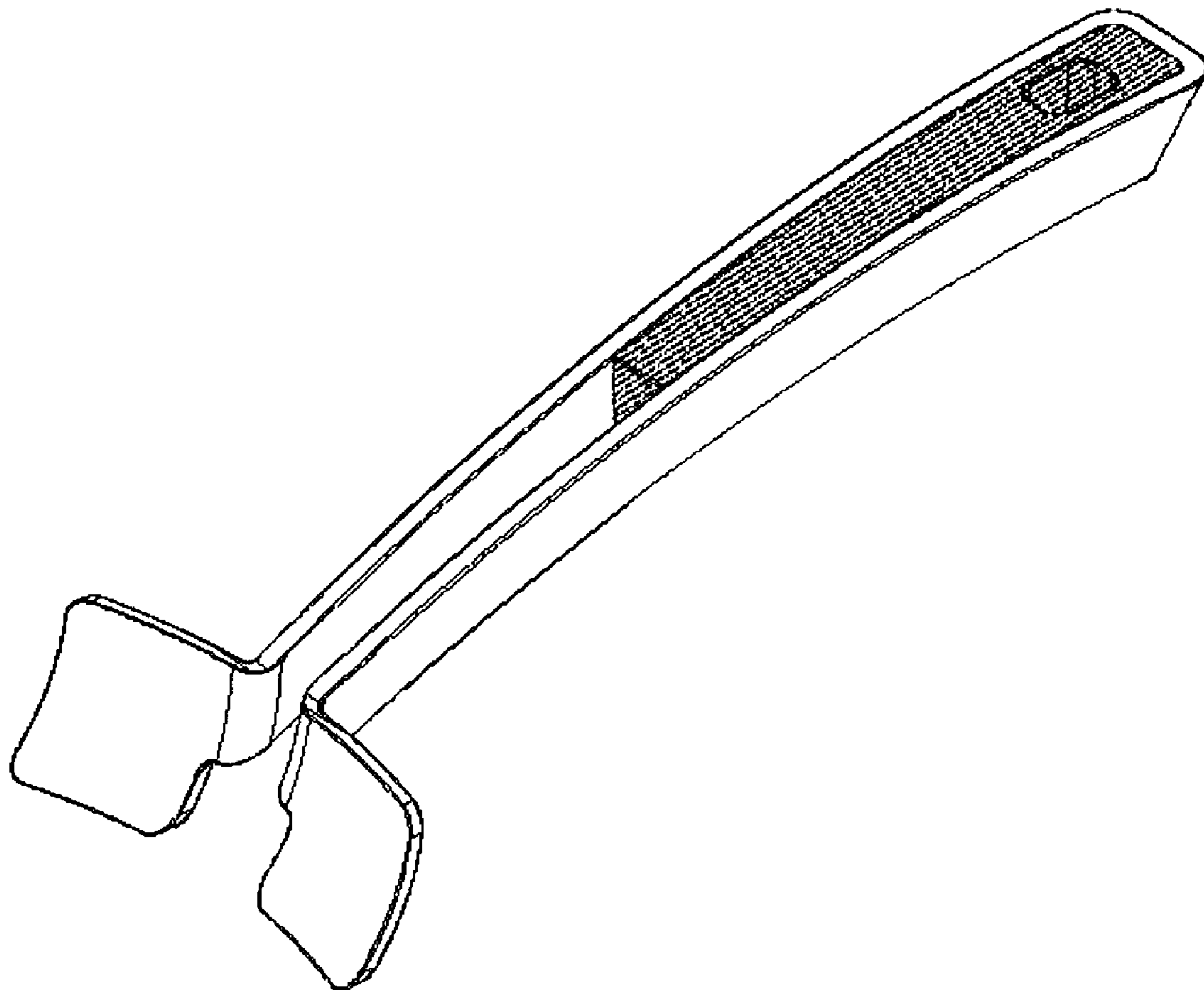
(57) **CLAIM**

The ornamental design for a cookware handle, as shown and described.

DESCRIPTION

FIG. 1 is a perspective view of a cookware handle showing my new design;
FIG. 2 is a side view of the cookware handle of FIG. 1, the opposite side view being a mirror image thereof.
FIG. 3 is a top view of the cookware handle of FIG. 1; and,
FIG. 4 is a cross-sectional view of the cookware handle of FIG. 1, taken along the lines 4—4 in FIG. 3.

1 Claim, 2 Drawing Sheets



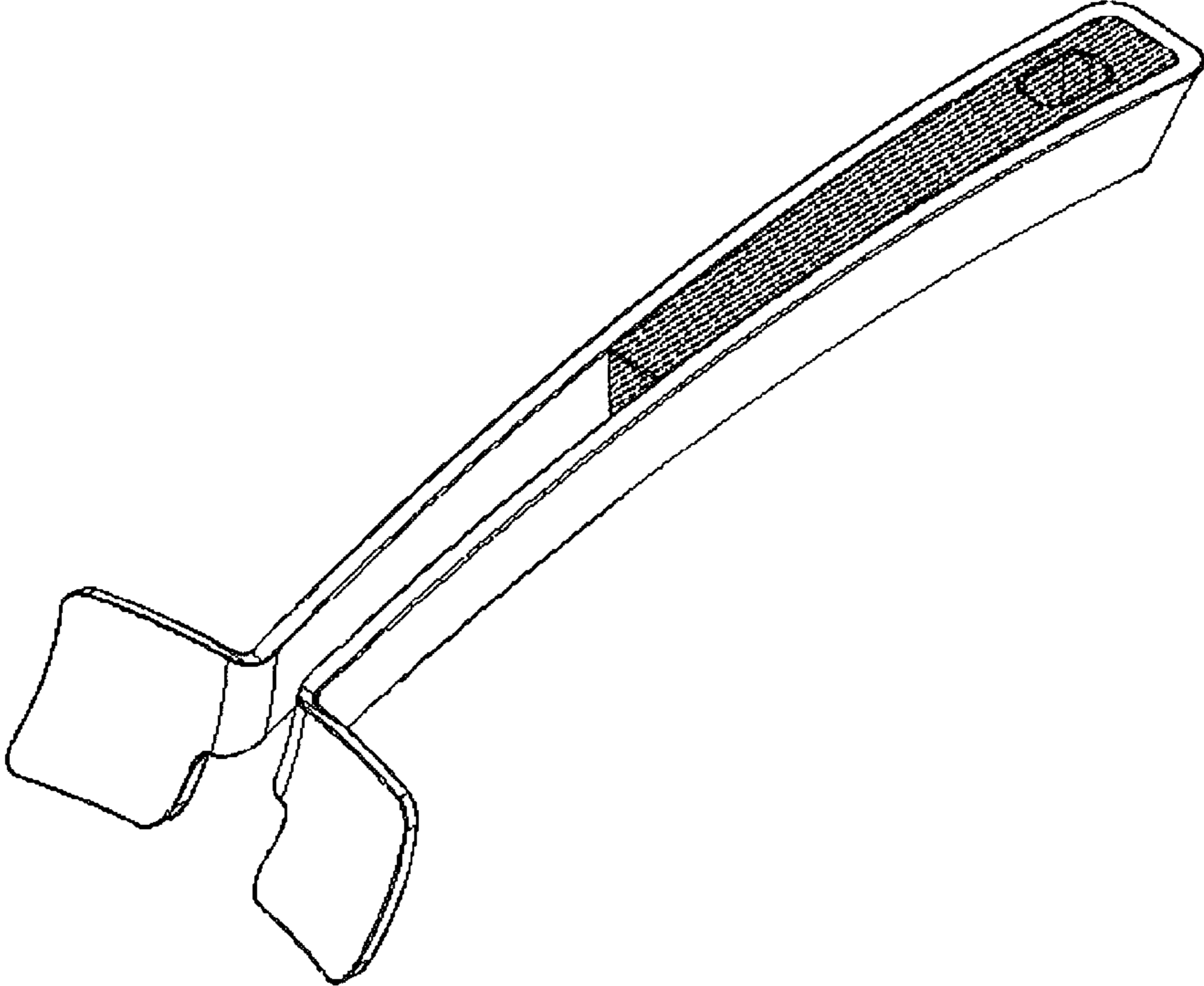


Figure 1




Figure 2

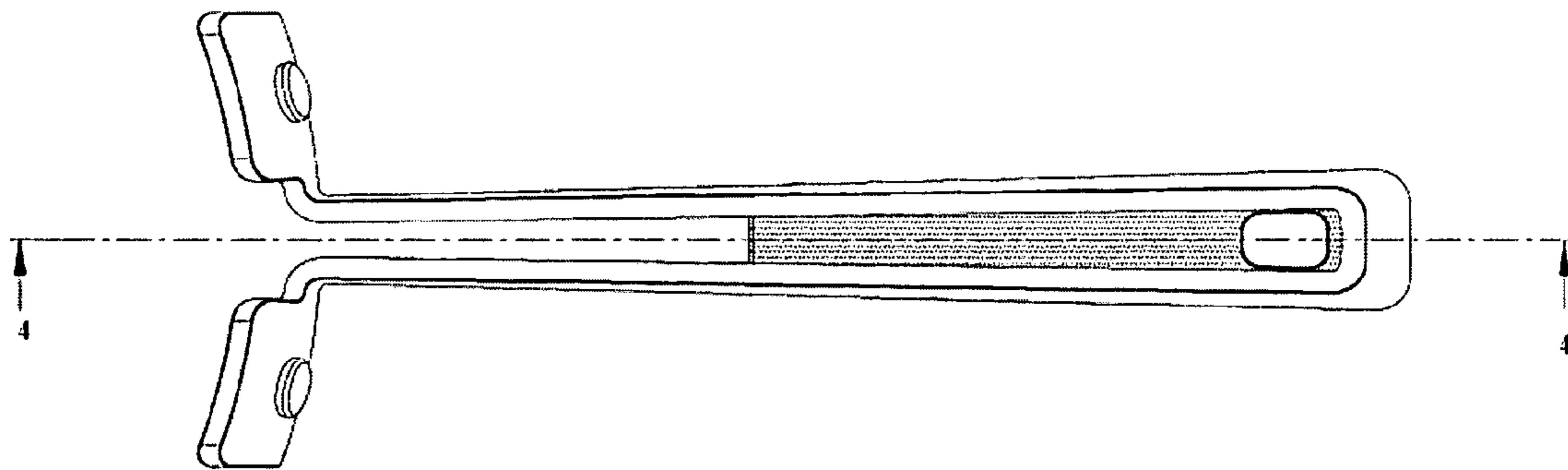


Figure 3

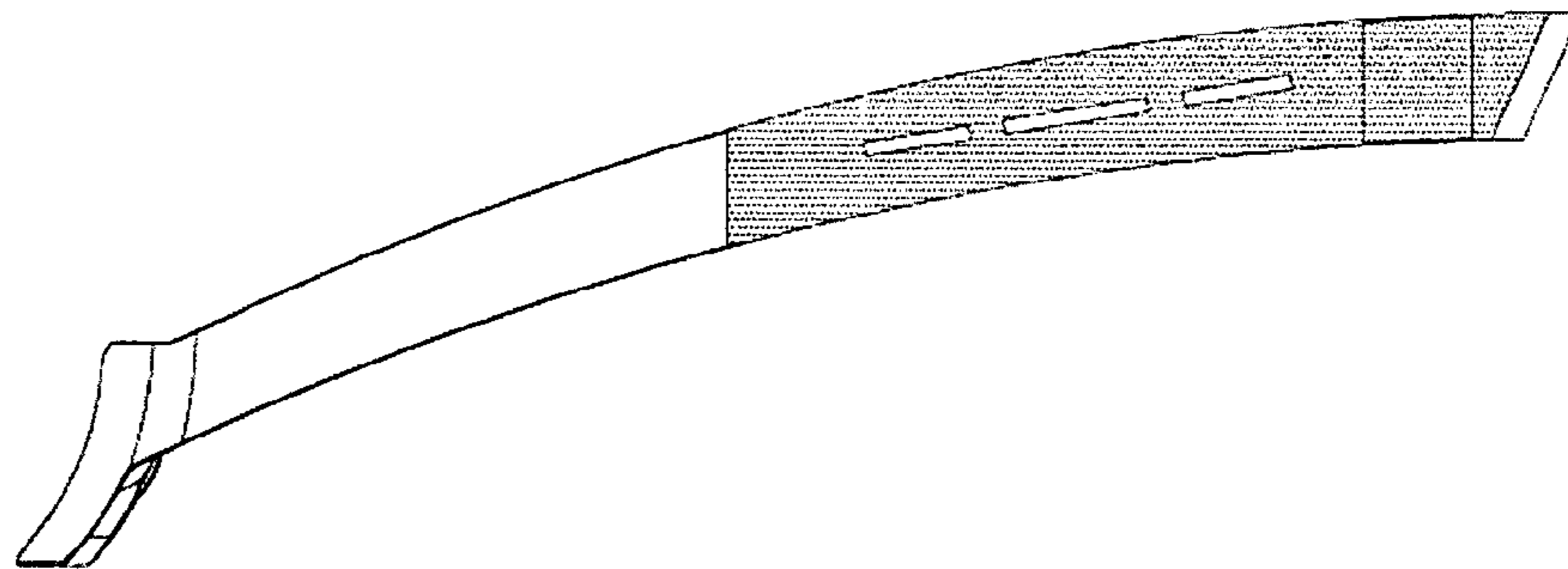


Figure 4