



US00D638258S

(12) **United States Design Patent**
Henry

(10) **Patent No.:** **US D638,258 S**
(45) **Date of Patent:** **** May 24, 2011**

- (54) **LONG COOKWARE HANDLE**
- (75) Inventor: **Lou Henry**, Scarsdale, NY (US)
- (73) Assignee: **Gibson Overseas Inc.**, Commerce, CA (US)
- (**) Term: **14 Years**
- (21) Appl. No.: **29/356,082**
- (22) Filed: **Apr. 5, 2010**
- (51) **LOC (9) Cl.** **07-02**
- (52) **U.S. Cl.** **D7/395**
- (58) **Field of Classification Search** D7/354-361, D7/391, 393-395, 396.2, 514, 664; D8/80, D8/83, 107, 300, 303, 307, 313, 321; 16/421, 16/430, 431, 110.1, 407; 220/573.1-573.5, 220/752, 753, 755, 756, 760, 772, 773, 912; D24/133, 144; D4/138, 129
See application file for complete search history.

D474,646 S *	5/2003	Zemel	D7/395
D482,567 S *	11/2003	Demers	D7/395
D494,008 S *	8/2004	Prommel et al.	D7/395
D497,771 S *	11/2004	Thomkins	D7/395
D508,631 S *	8/2005	Cuillery	D7/395
D528,857 S *	9/2006	Zemel	D7/395
D529,335 S *	10/2006	Zemel	D7/395
D538,589 S *	3/2007	Coudurier	D7/395
D561,526 S *	2/2008	Bunting et al.	D7/395
D578,826 S *	10/2008	Lu	D7/395
D584,104 S *	1/2009	Munari	D7/393
D587,519 S *	3/2009	Cheng et al.	D7/360

* cited by examiner

Primary Examiner — Cynthia M Chin

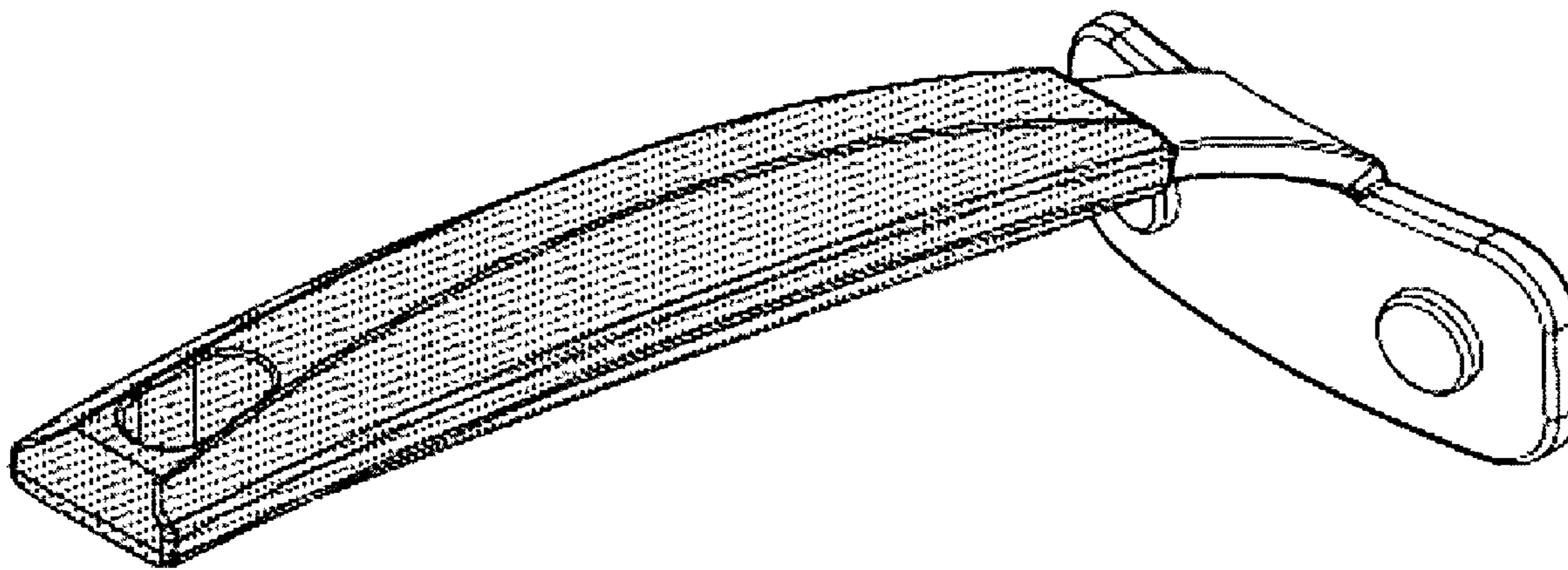
(57) **CLAIM**
The ornamental design for a long cookware handle, as shown and described.

DESCRIPTION

FIG. 1 is a perspective view of a cookware handle showing my new design; FIG. 2 is a side view of the cookware handle of FIG. 1, the opposite side view being a mirror image thereof. FIG. 3 is a top view of the cookware handle of FIG. 1; and, FIG. 4 is a cross-sectional view of the cookware handle of FIG. 1, taken along the lines 4—4 in FIG. 3.

1 Claim, 2 Drawing Sheets

- (56) **References Cited**
- U.S. PATENT DOCUMENTS
- D195,271 S * 5/1963 Munson D7/395
- D284,540 S * 7/1986 Baumgarten D7/393
- D380,345 S * 7/1997 Lu D7/395



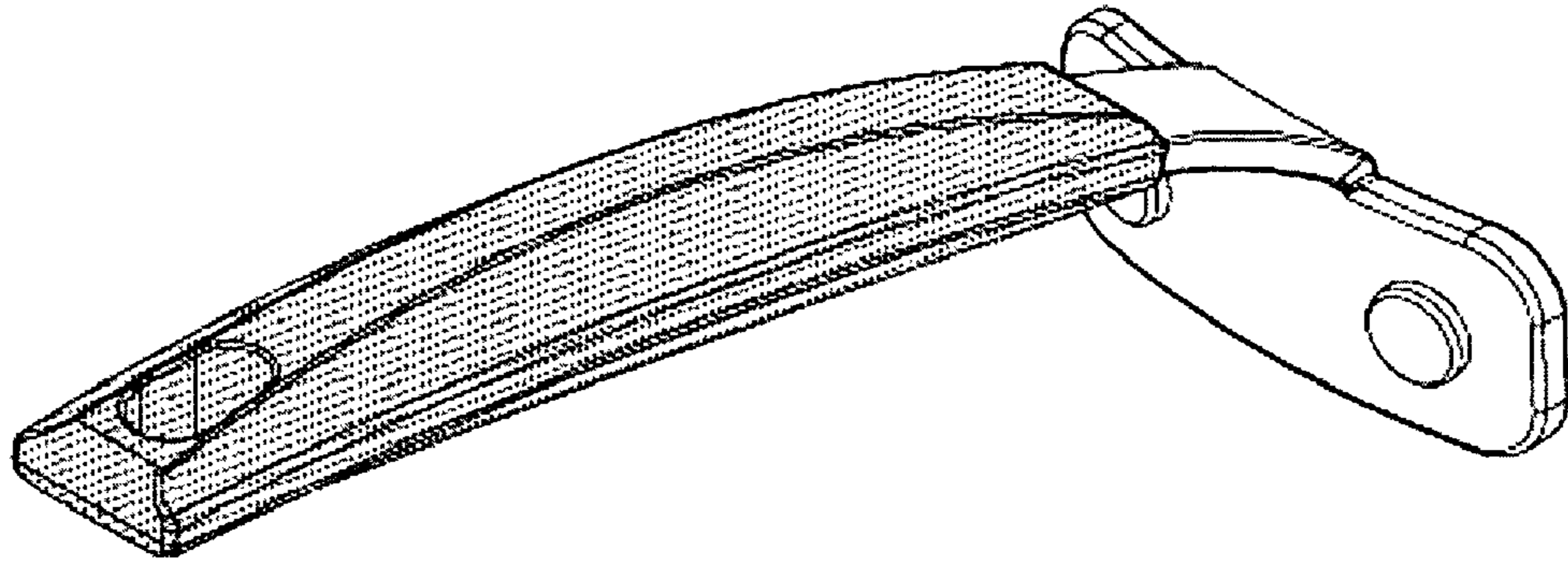


Figure 1

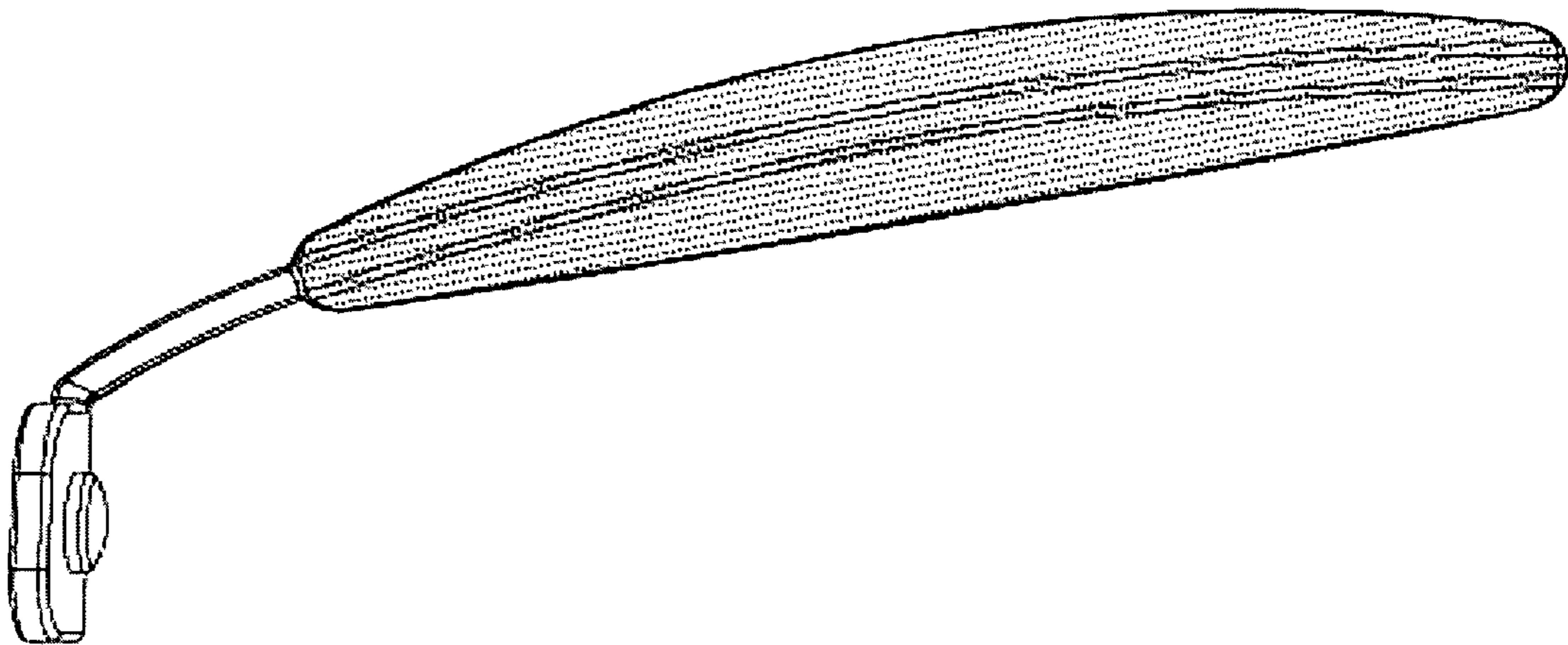


Figure 2

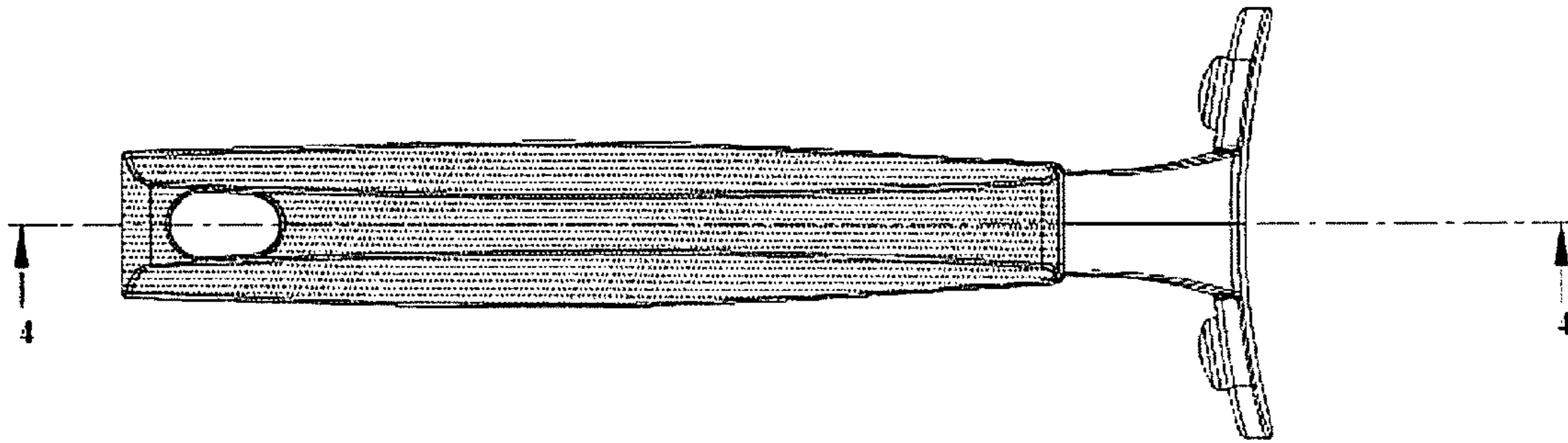


Figure 3

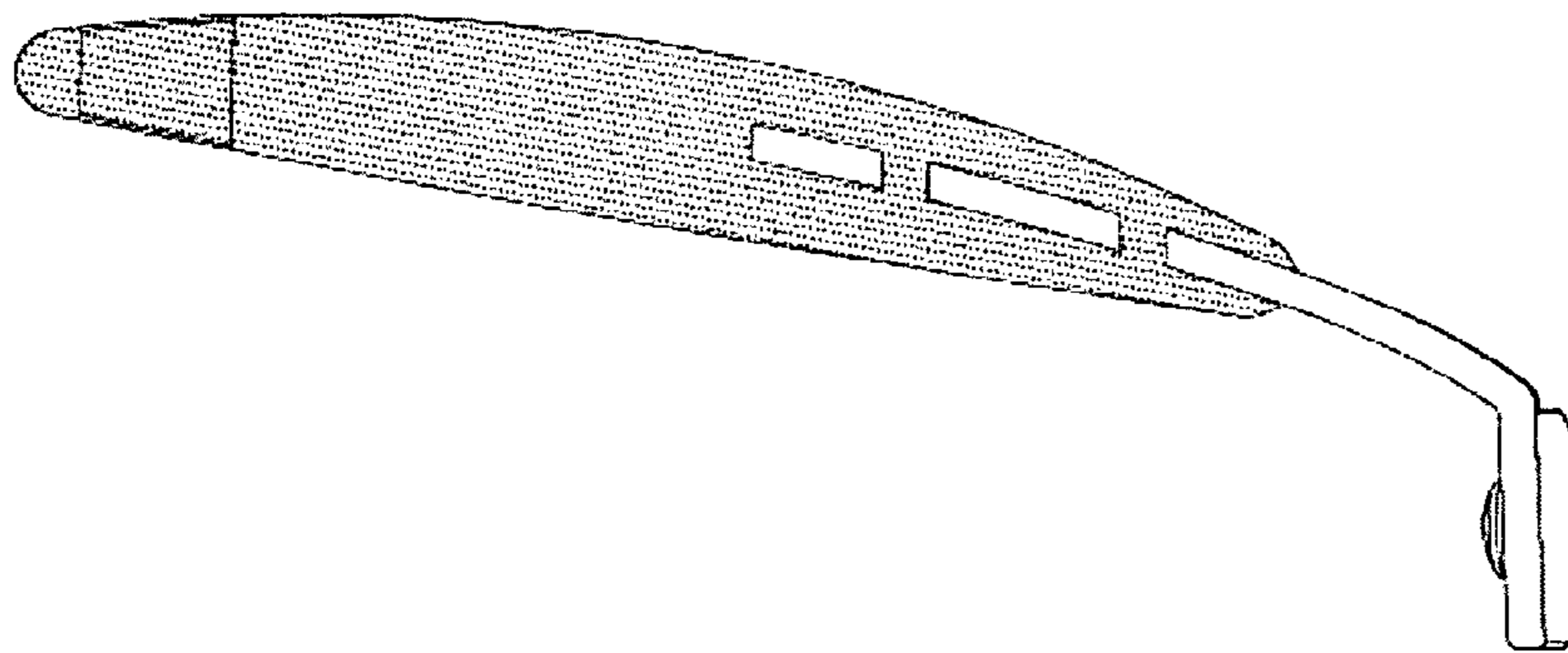


Figure 4