



US00D638232S

(12) **United States Design Patent**  
**Roy**

(10) **Patent No.:** **US D638,232 S**  
(45) **Date of Patent:** **\*\* May 24, 2011**

(54) **CHAIR**  
(75) Inventor: **Leif Robert John Roy**, Lower Hutt (NZ)  
(73) Assignee: **Formway Furniture Limited**,  
Wellington (NZ)  
(\*\*) Term: **14 Years**  
(21) Appl. No.: **29/356,360**  
(22) Filed: **Feb. 24, 2010**  
(51) **LOC (9) Cl.** ..... **06-01**  
(52) **U.S. Cl.** ..... **D6/376**  
(58) **Field of Classification Search** ..... D6/334-335,  
D6/364-367, 369, 374-380, 500-502; 297/284.4,  
297/411.28, 452.15, 452.21, 452.29, 452.3,  
297/452.31, 452.46  
See application file for complete search history.

D549,018 S \* 8/2007 Glass et al. .... D6/500  
D555,924 S \* 11/2007 Igarashi ..... D6/366  
D558,995 S \* 1/2008 Igarashi ..... D6/366  
D559,572 S \* 1/2008 Igarashi ..... D6/366  
D561,485 S \* 2/2008 Hock ..... D6/379  
D564,768 S \* 3/2008 Glass et al. .... D6/366  
D572,948 S \* 7/2008 Wakasugi et al. .... D6/500  
D582,170 S \* 12/2008 Chi ..... D6/366  
D586,577 S \* 2/2009 Koh ..... D6/376  
D587,915 S \* 3/2009 Igarashi ..... D6/366  
D593,337 S \* 6/2009 Su ..... D6/376  
D595,971 S \* 7/2009 Ueda ..... D6/366  
D600,936 S \* 9/2009 Koh ..... D6/376  
D603,632 S \* 11/2009 Su ..... D6/502  
D604,535 S \* 11/2009 Parker et al. .... D6/500  
D611,265 S \* 3/2010 Ko ..... D6/368  
D613,084 S \* 4/2010 Wilkinson et al. .... D6/366  
D616,213 S \* 5/2010 Parker et al. .... D6/366  
D618,469 S \* 6/2010 Romero ..... D6/366  
D627,983 S \* 11/2010 Wakasugi et al. .... D6/366  
2006/0006715 A1 \* 1/2006 Chadwick et al. .... 297/300.4  
2009/0127914 A1 \* 5/2009 Igarashi et al. .... 297/452.46

\* cited by examiner

(56) **References Cited**

**U.S. PATENT DOCUMENTS**

D327,783 S \* 7/1992 Currimjee ..... D6/372  
D354,631 S \* 1/1995 Orlandini et al. .... D6/366  
D377,431 S \* 1/1997 Stumpf et al. .... D6/500  
D386,023 S \* 11/1997 Stumpf et al. .... D6/500  
D407,576 S \* 4/1999 Ritch et al. .... D6/500  
D420,523 S \* 2/2000 Stumpf et al. .... D6/372  
D422,802 S \* 4/2000 Deacon ..... D6/366  
D453,079 S \* 1/2002 Ma ..... D6/366  
D456,164 S \* 4/2002 Vanderiet et al. .... D6/374  
D457,739 S \* 5/2002 Pearce et al. .... D6/366  
D465,345 S \* 11/2002 Ma ..... D6/372  
6,536,841 B1 \* 3/2003 Pearce et al. .... 297/316  
6,623,079 B2 \* 9/2003 Gregory ..... 297/440.11  
6,729,691 B2 \* 5/2004 Koepke et al. .... 297/452.56  
D493,626 S \* 8/2004 James ..... D6/366  
D505,801 S \* 6/2005 Cesaroni et al. .... D6/379  
D507,423 S \* 7/2005 Beaulieu et al. .... D6/366  
D510,488 S \* 10/2005 Su ..... D6/366  
D511,418 S \* 11/2005 Breen ..... D6/366  
D512,574 S \* 12/2005 Tsai ..... D6/366  
D528,811 S \* 9/2006 Giugiaro ..... D6/366  
D544,720 S \* 6/2007 Berbegal Perez ..... D6/366

*Primary Examiner* — Elizabeth A. Albert

*Assistant Examiner* — Kelley A Donnelly

(74) *Attorney, Agent, or Firm* — Workman Nydegger

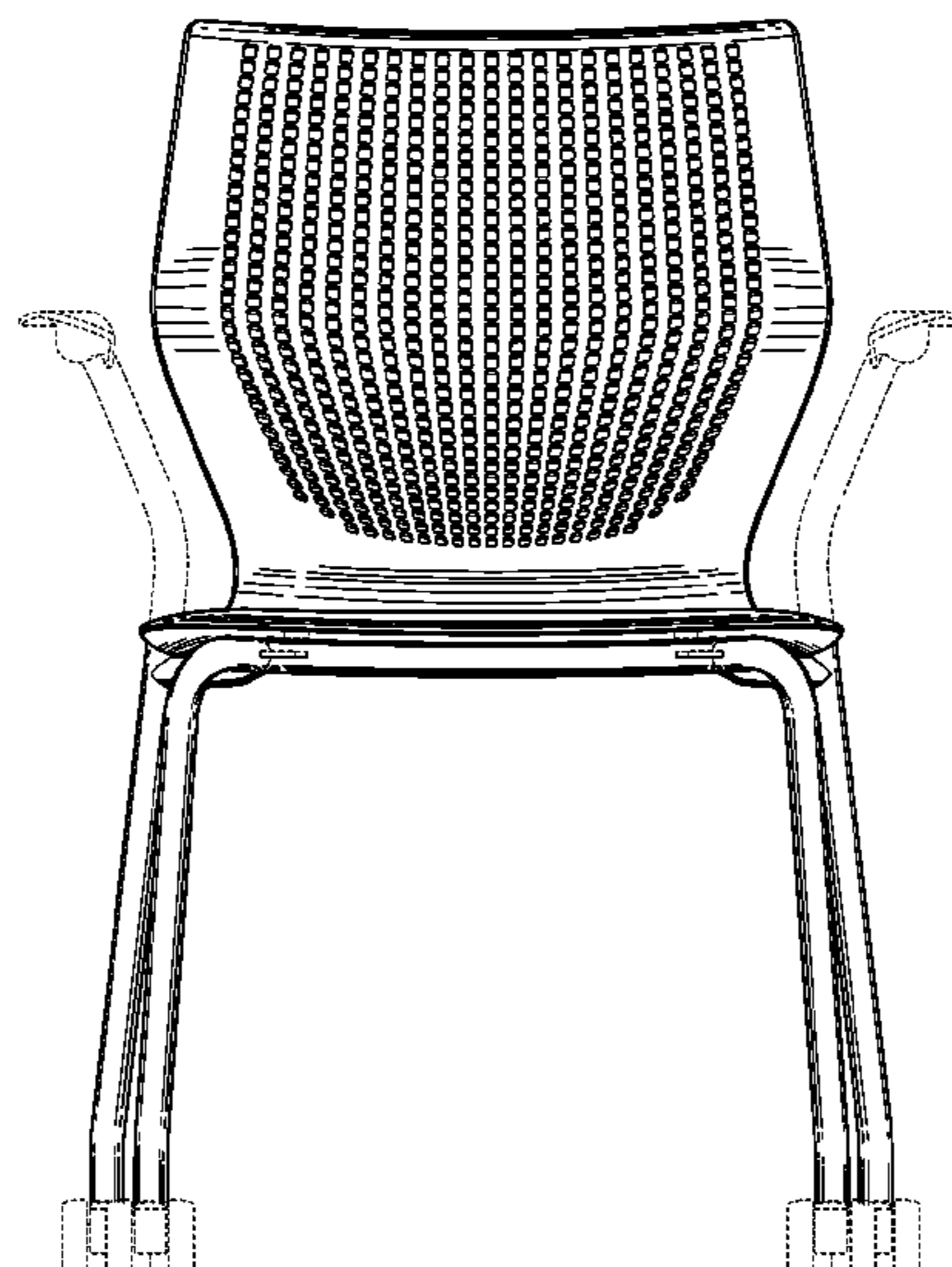
(57) **CLAIM**

The ornamental design for a chair, as shown and described.

**DESCRIPTION**

FIG. 1 is a front elevational view of a chair showing my new design;  
FIG. 2 is a left side elevational view thereof;  
FIG. 3 is a rear elevational view thereof;  
FIG. 4 is a right side elevational view thereof;  
FIG. 5 is a top plan view thereof; and,  
FIG. 6 is a perspective view thereof.  
The broken line showing of components is for the purpose of illustrating environmental structure and forms no part of the claimed design.

**1 Claim, 6 Drawing Sheets**



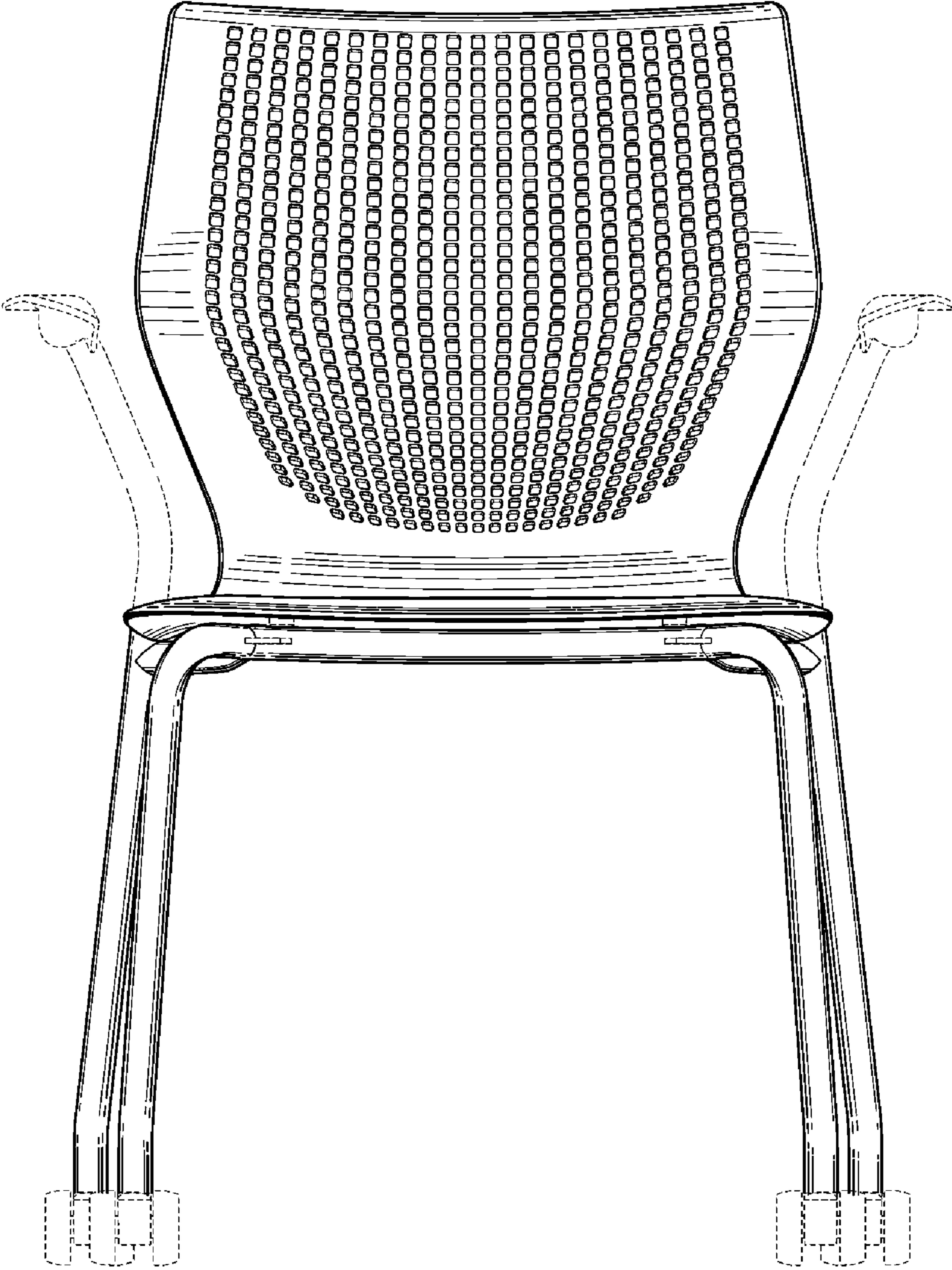


FIG. 1

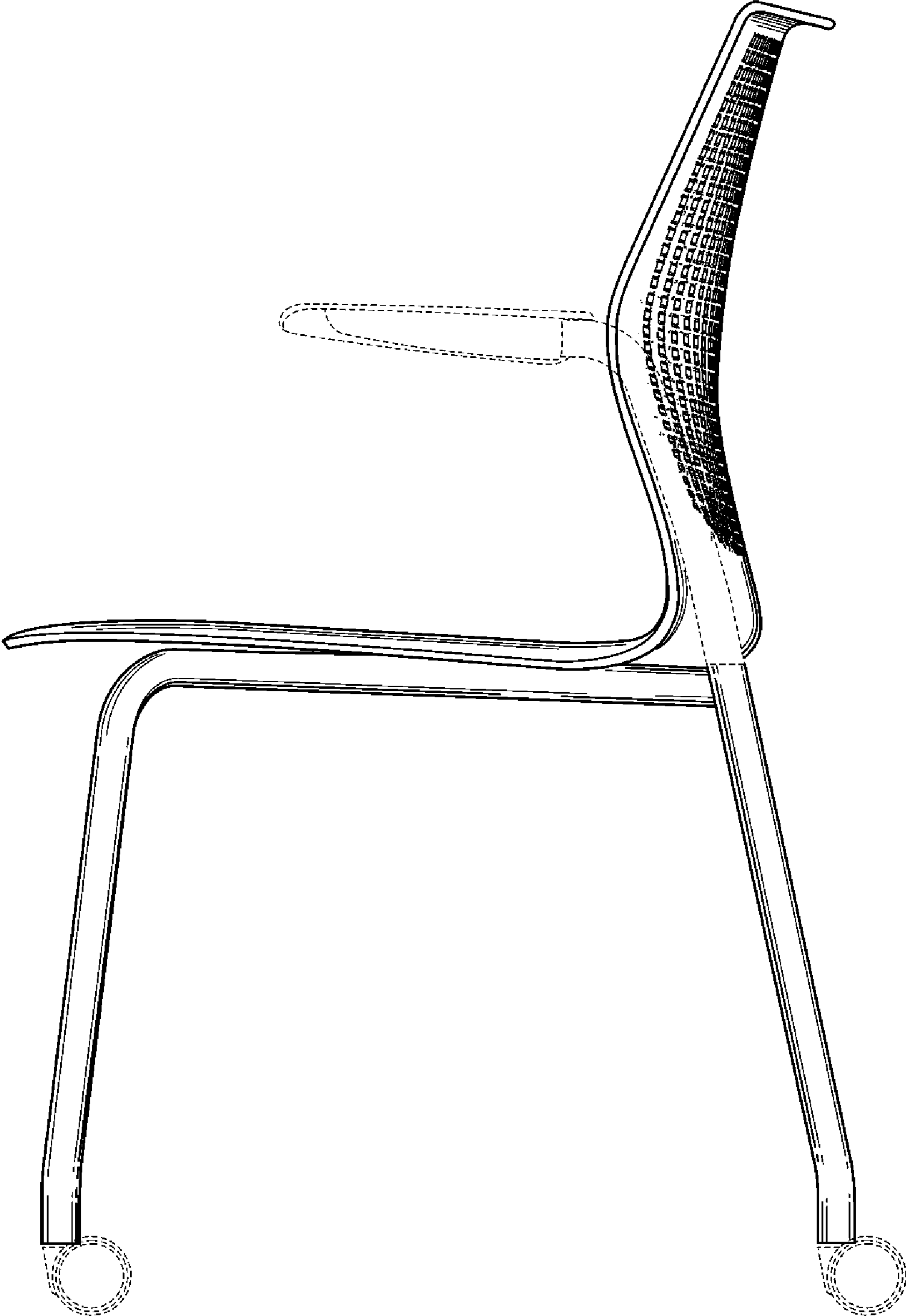


FIG. 2

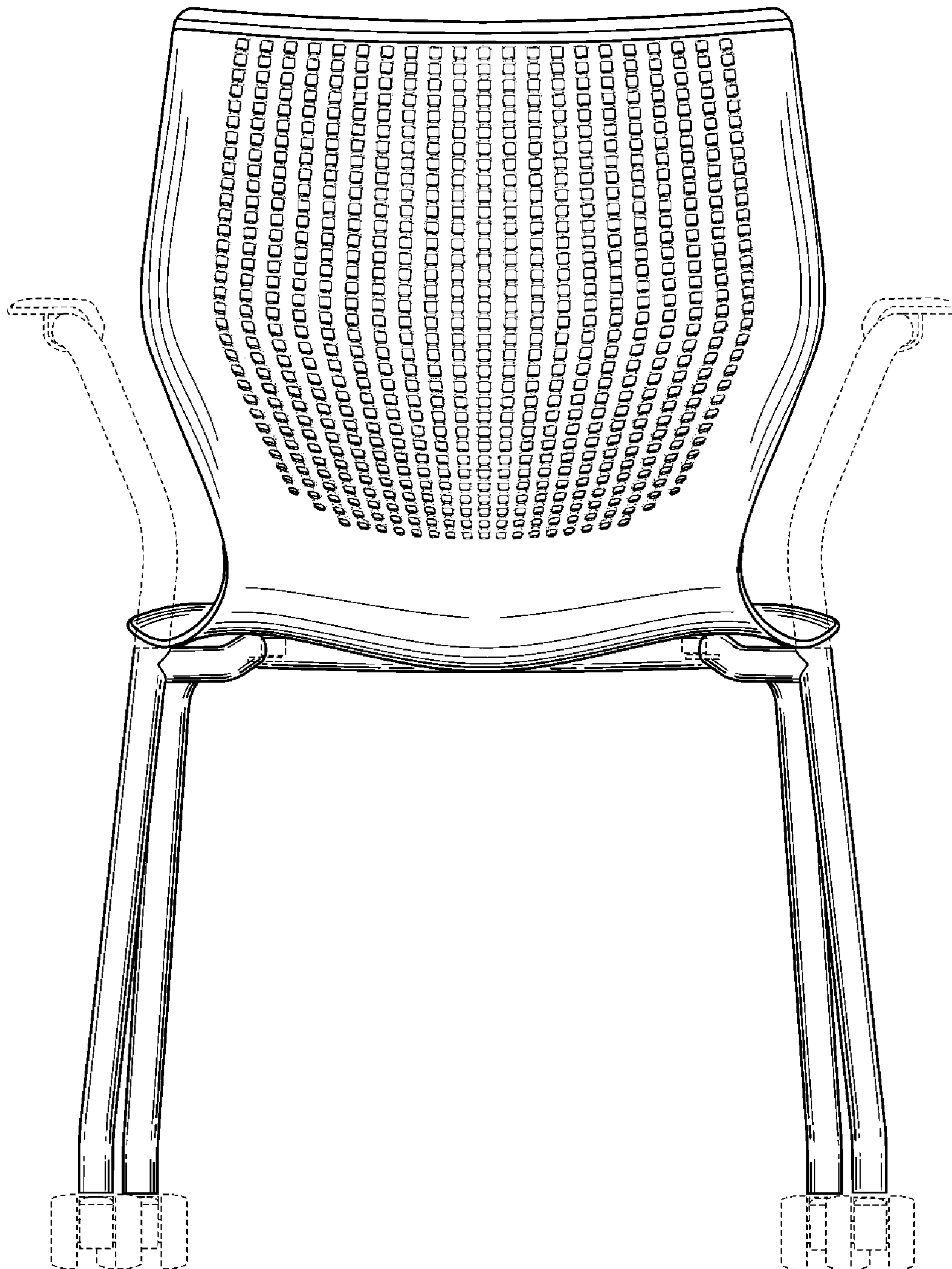


FIG. 3

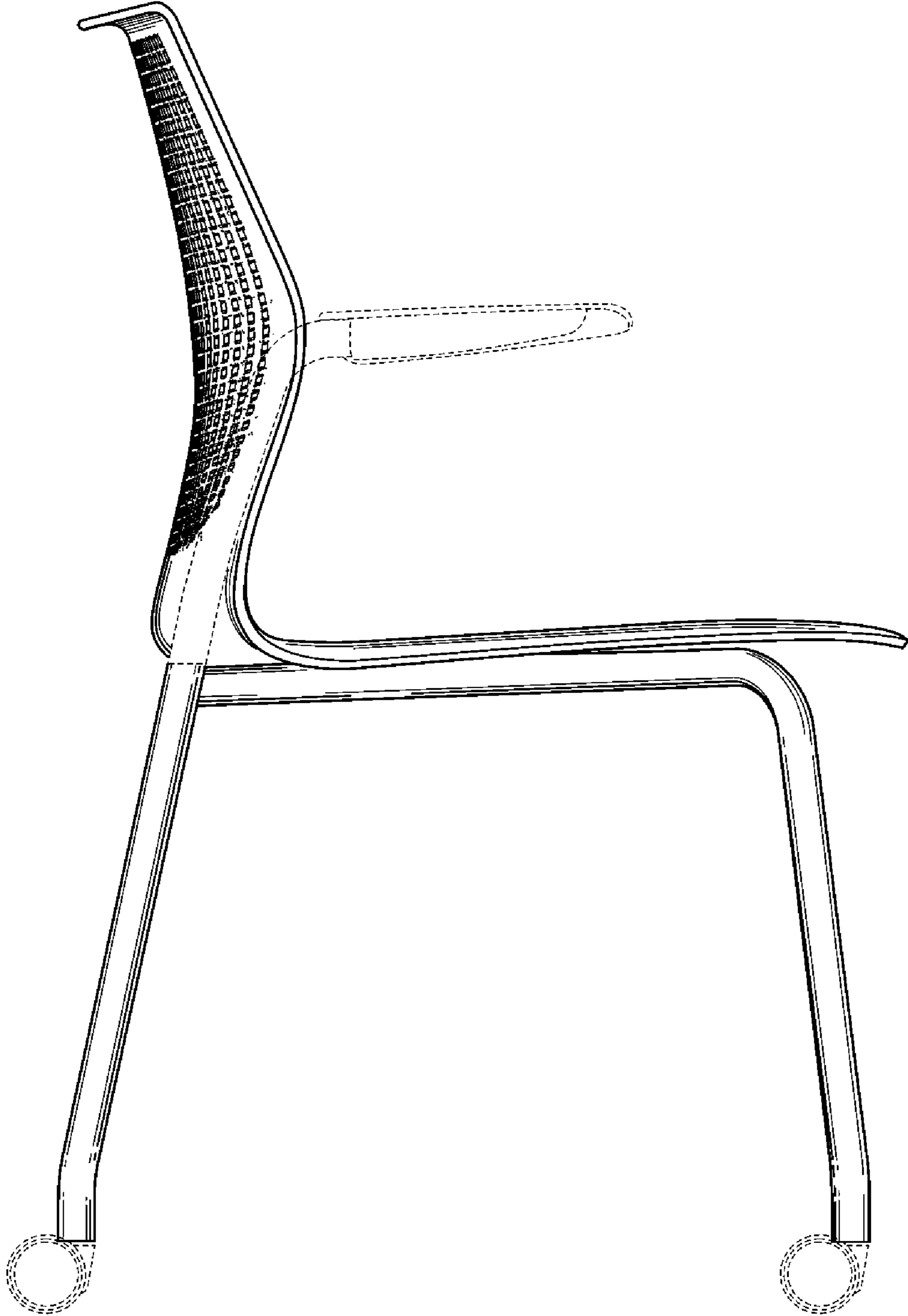
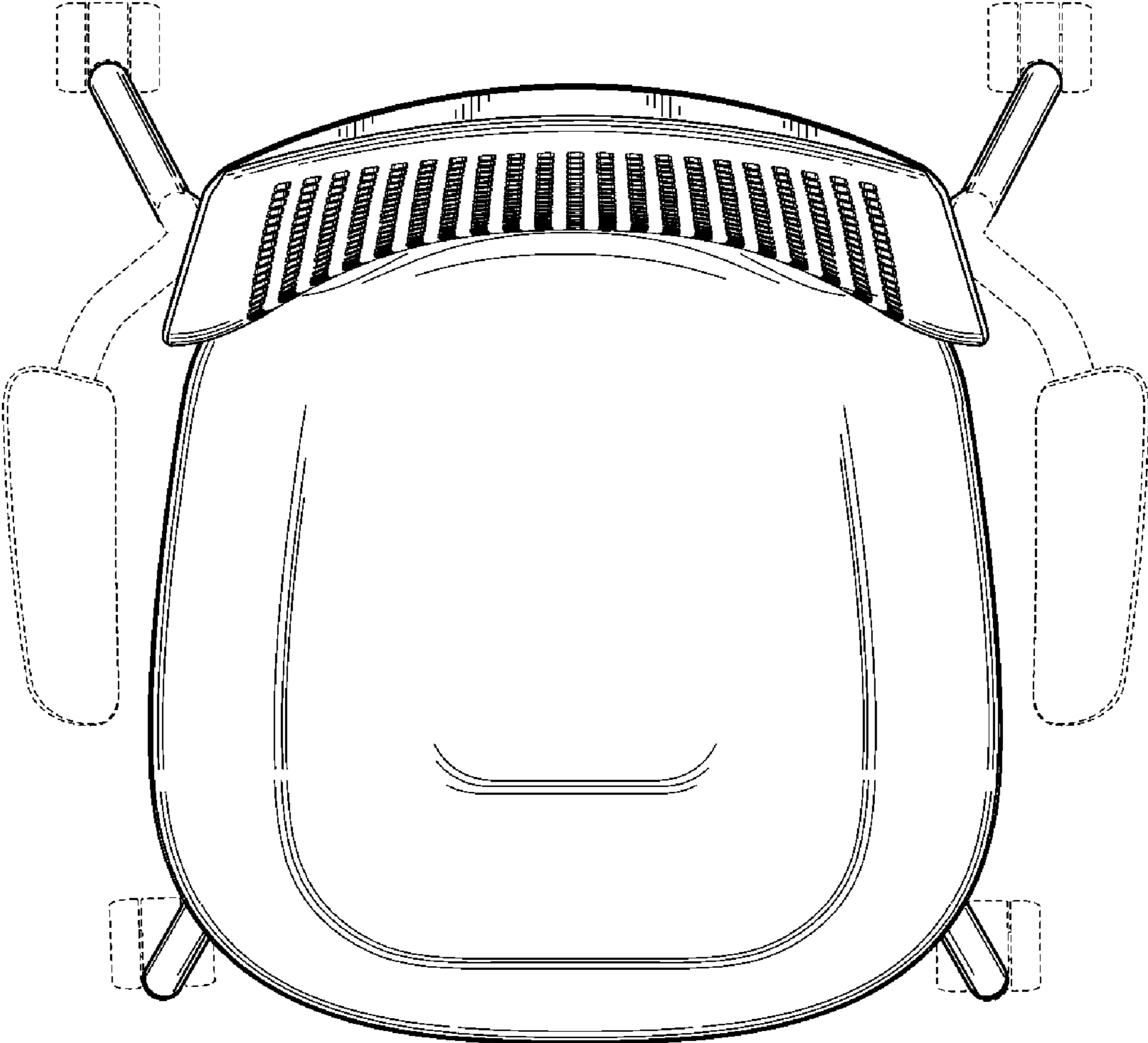


FIG. 4



**FIG. 5**

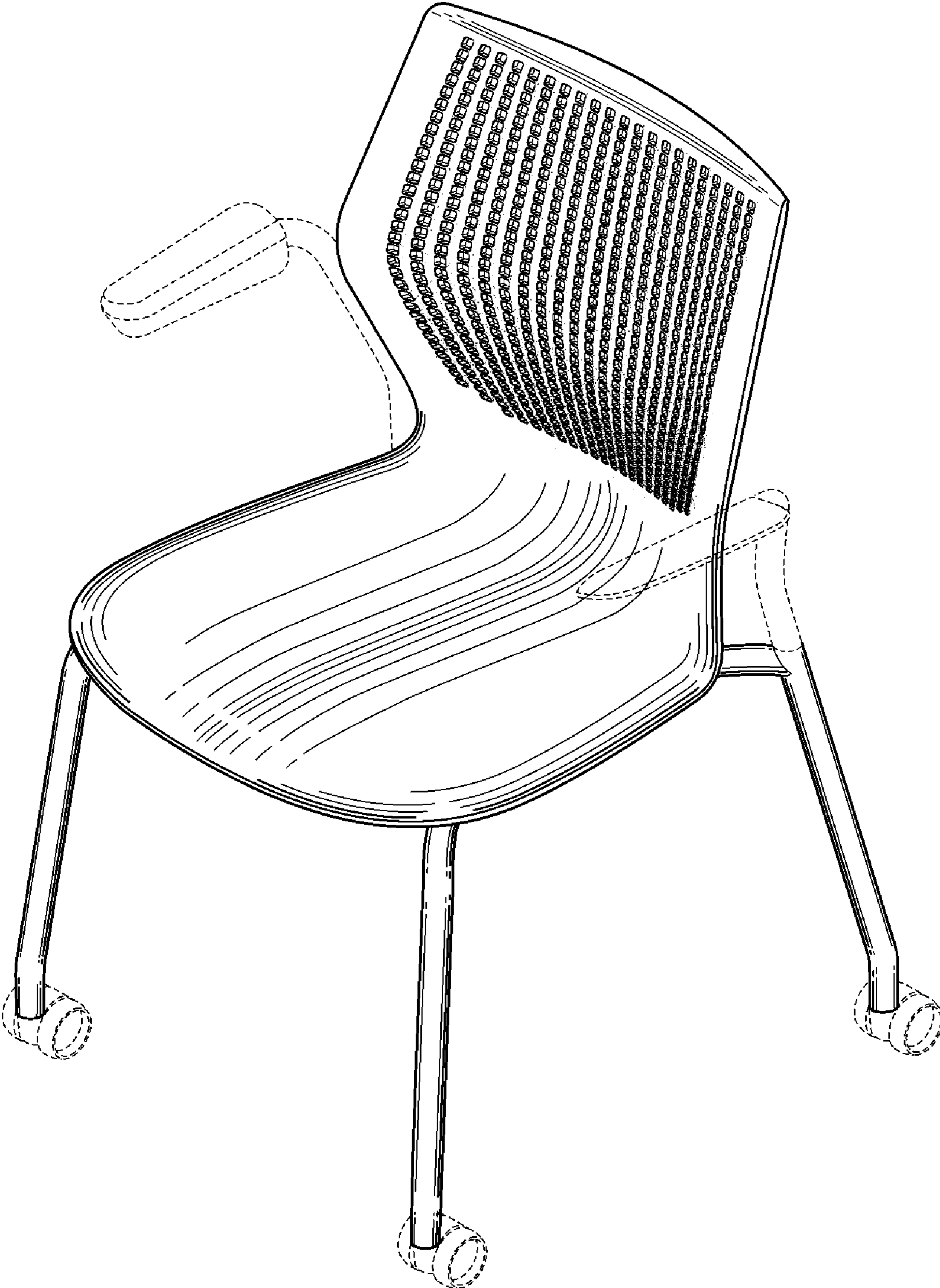


FIG. 6