



US00D638230S

(12) **United States Design Patent**
Roy

(10) **Patent No.:** **US D638,230 S**
(45) **Date of Patent:** **** May 24, 2011**

(54) **CHAIR**
(75) **Inventor:** **Leif Robert John Roy**, Lower Hutt (NZ)
(73) **Assignee:** **Formway Furniture Limited**,
Wellington (NZ)
(**) **Term:** **14 Years**
(21) **Appl. No.:** **29/356,356**

D512,574 S * 12/2005 Tsai D6/366
D528,811 S * 9/2006 Giugiaro D6/366
D544,720 S * 6/2007 Berbegal Perez D6/366
D549,018 S * 8/2007 Glass et al. D6/500
D555,924 S * 11/2007 Igarashi D6/366
D558,995 S * 1/2008 Igarashi D6/366
D559,572 S * 1/2008 Igarashi D6/366
D561,485 S * 2/2008 Hock D6/379
D564,768 S * 3/2008 Glass et al. D6/366
D572,948 S * 7/2008 Wakasugi et al. D6/500

(Continued)

(22) **Filed:** **Feb. 24, 2010**
(51) **LOC (9) Cl.** **06-01**
(52) **U.S. Cl.** **D6/366**
(58) **Field of Classification Search** D6/334-335,
D6/364-367, 369, 374-380, 500-502; 297/284.4,
297/411.28, 452.15, 452.21, 452.29, 452.3,
297/452.31, 452.46
See application file for complete search history.

FOREIGN PATENT DOCUMENTS

EP 1 880 639 A1 1/2008

OTHER PUBLICATIONS

Zuco, Conference Meeting Seating Brochure, http://www.methisaustralia.com/docs/pdf/products/seating/Conference_Brochure.pdf, published at least as early as Feb. 23, 2010.

Primary Examiner — Elizabeth Albert

Assistant Examiner — Kelley A Donnelly

(74) *Attorney, Agent, or Firm* — Workman Nydegger

(56) **References Cited**

U.S. PATENT DOCUMENTS

D327,783 S * 7/1992 Currimjee D6/372
D354,631 S * 1/1995 Orlandini et al. D6/366
D377,431 S * 1/1997 Stumpf et al. D6/500
D386,023 S * 11/1997 Stumpf et al. D6/500
D407,576 S * 4/1999 Ritch et al. D6/500
D420,523 S * 2/2000 Stumpf et al. D6/372
D422,802 S * 4/2000 Deacon D6/366
D453,079 S * 1/2002 Ma D6/366
D456,164 S * 4/2002 Vanderiet et al. D6/374
D457,739 S * 5/2002 Pearce et al. D6/366
D465,345 S * 11/2002 Ma D6/372
6,536,841 B1 * 3/2003 Pearce et al. 297/316
6,623,079 B2 * 9/2003 Gregory 297/440.11
6,729,691 B2 * 5/2004 Koepke et al. 297/452.56
D493,626 S * 8/2004 James D6/366
D505,801 S * 6/2005 Cesaroni et al. D6/379
D507,423 S * 7/2005 Beaulieu et al. D6/366
D510,488 S * 10/2005 Su D6/366
D511,418 S * 11/2005 Breen D6/366

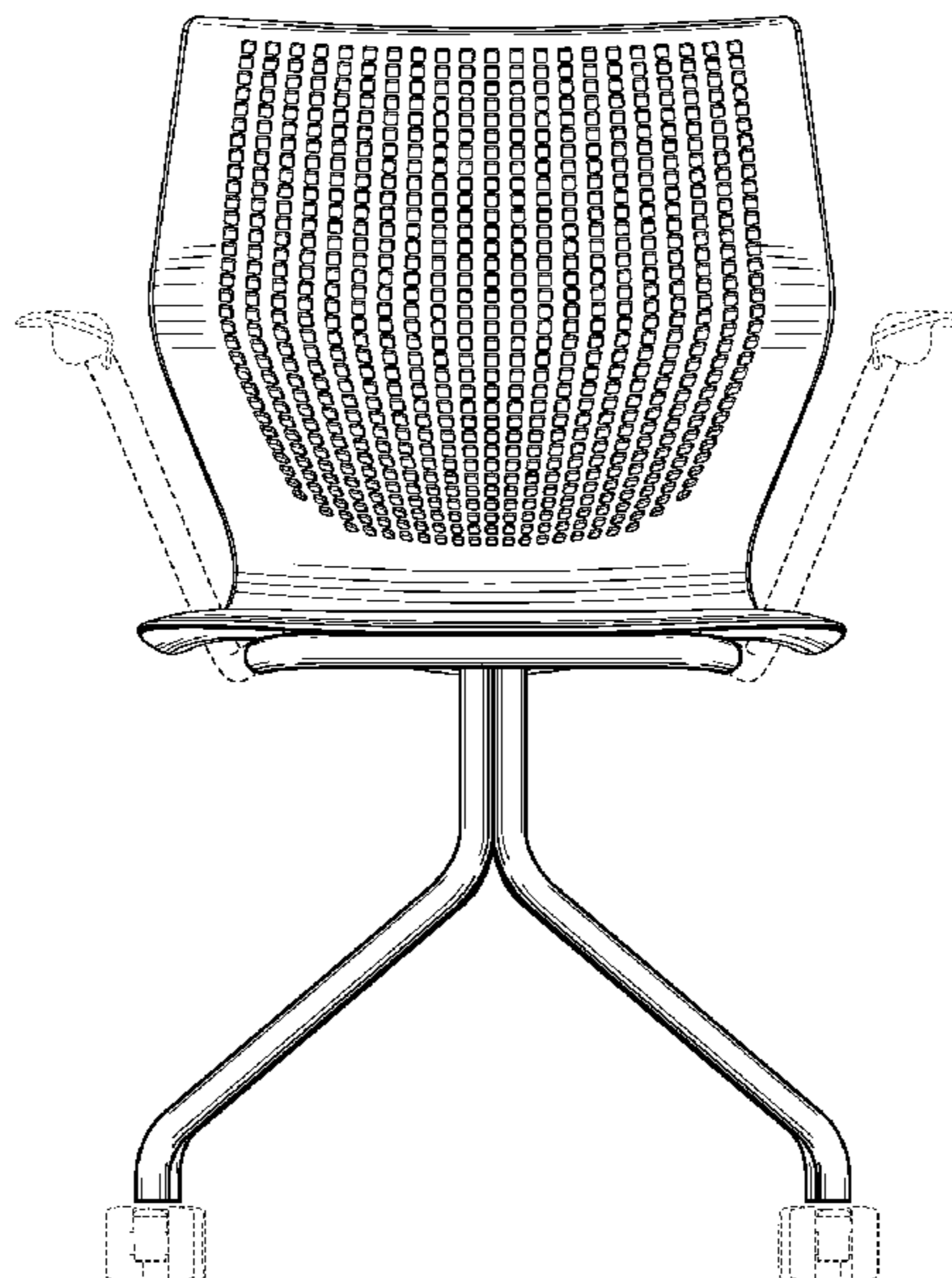
(57) **CLAIM**

The ornamental design for a chair, as shown and described.

DESCRIPTION

FIG. 1 is a front elevational view of a chair showing my new design;
FIG. 2 is a left side elevational view thereof;
FIG. 3 is a rear elevational view thereof;
FIG. 4 is a right side elevational view thereof;
FIG. 5 is a top plan view thereof; and,
FIG. 6 is a perspective view thereof.
The broken line showing of components is for the purpose of illustrating environmental structure and forms no part of the claimed design.

1 Claim, 6 Drawing Sheets



US D638,230 S

Page 2

U.S. PATENT DOCUMENTS

D582,170 S *	12/2008	Chi	D6/366	D611,265 S *	3/2010	Ko	D6/368
D586,577 S *	2/2009	Koh	D6/376	D613,084 S *	4/2010	Wilkinson et al.	D6/366
D587,915 S *	3/2009	Igarashi	D6/366	D616,213 S *	5/2010	Parker et al.	D6/366
D593,337 S *	6/2009	Su	D6/376	D618,469 S *	6/2010	Romero	D6/366
D595,971 S *	7/2009	Ueda	D6/366	D627,983 S *	11/2010	Wakasugi et al.	D6/366
D600,936 S *	9/2009	Koh	D6/376	2006/0006715 A1 *	1/2006	Chadwick et al.	297/300.4
D603,632 S *	11/2009	Su	D6/502	2009/0127914 A1 *	5/2009	Igarashi et al.	297/452.46
D604,535 S *	11/2009	Parker et al.	D6/500				

* cited by examiner




FIG. 1

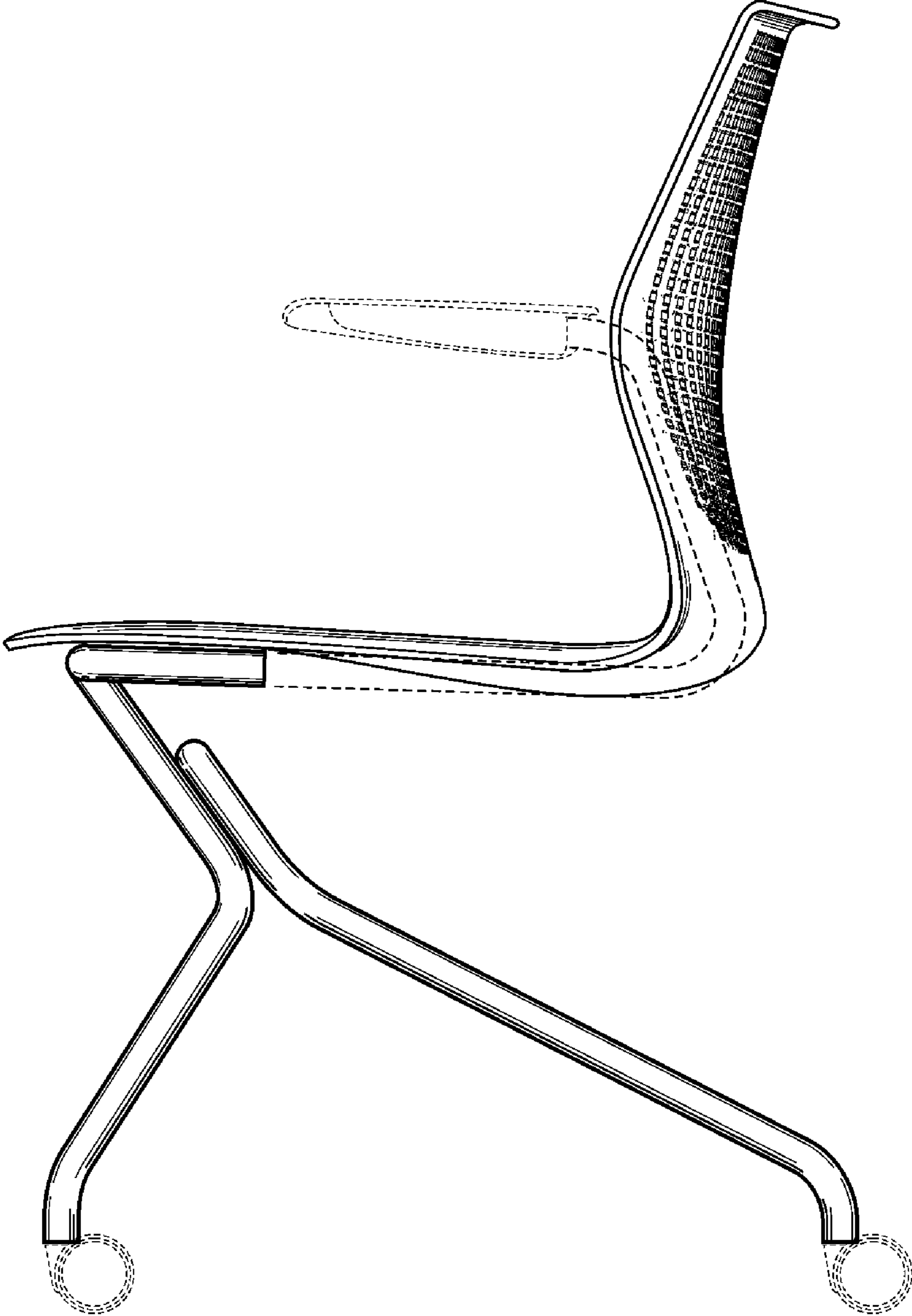


FIG. 2

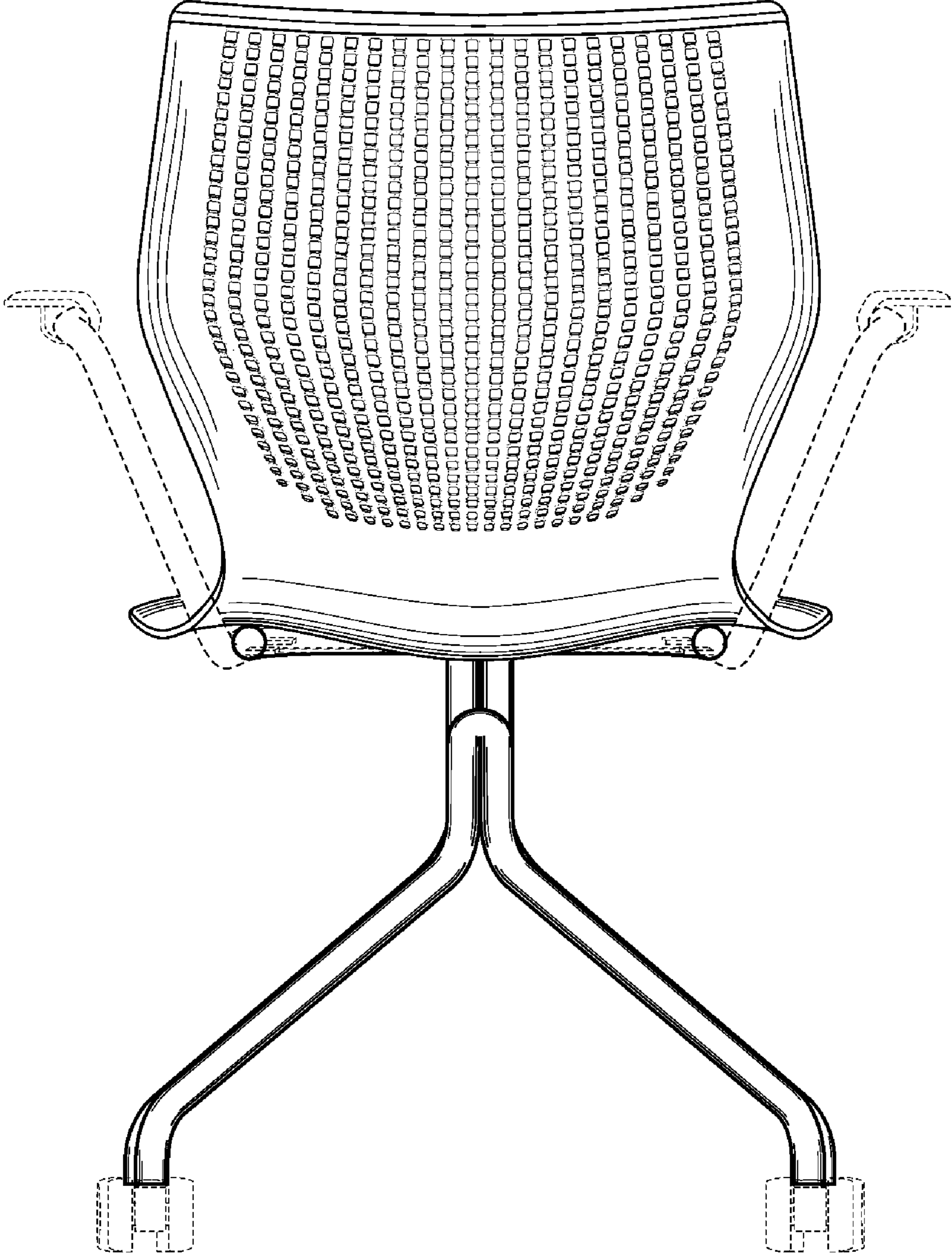


FIG. 3

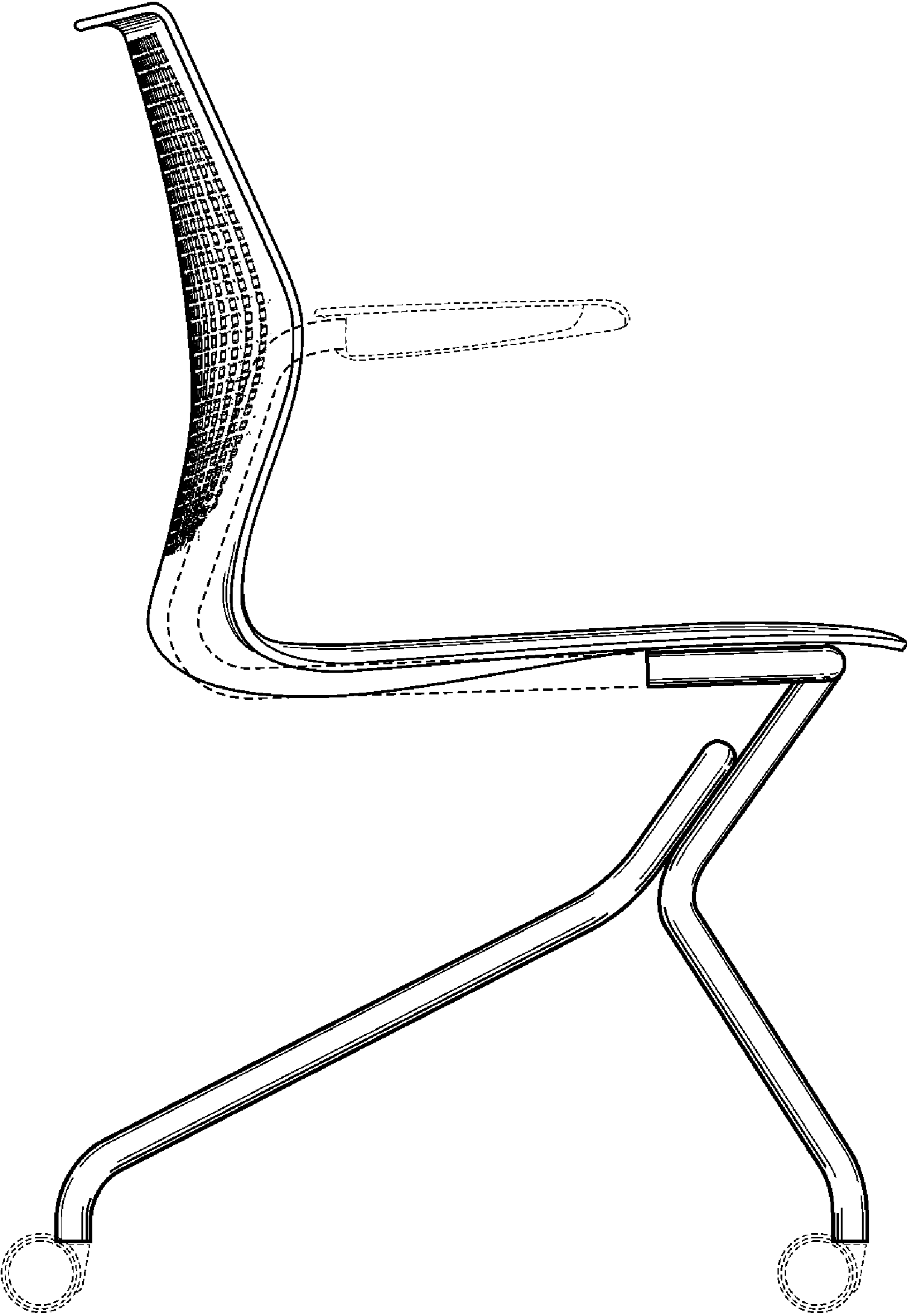


FIG. 4

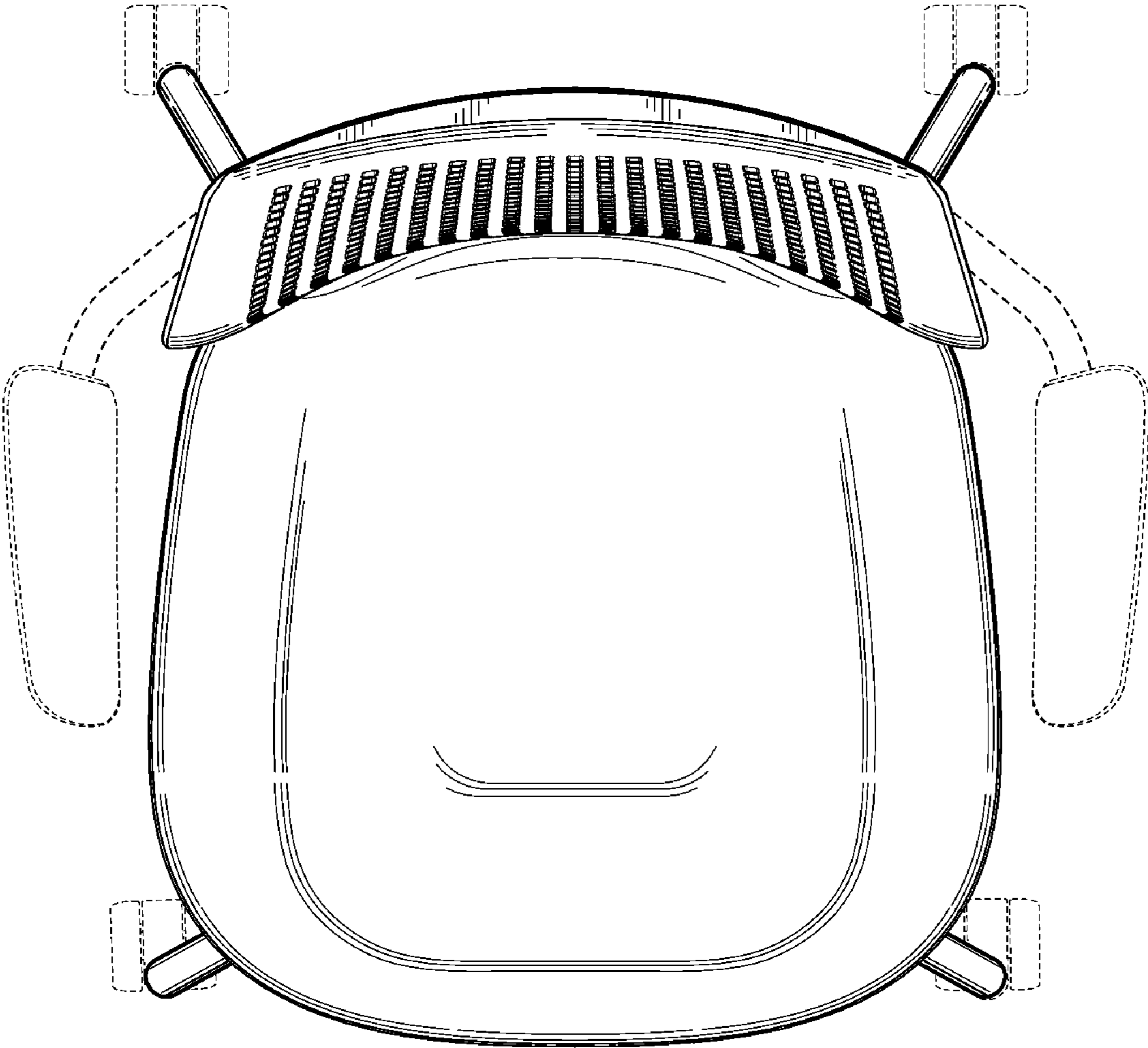


FIG. 5



FIG. 6