



US00D638229S

(12) **United States Design Patent**
Lewis

(10) **Patent No.:** **US D638,229 S**
(45) **Date of Patent:** **** May 24, 2011**

(54) **CHAIR**

(75) Inventor: **Sally Sirkin Lewis**, Beverly Hills, CA
(US)

(73) Assignee: **J. Robert Scott, Inc.**, Inglewood, CA
(US)

(**) Term: **14 Years**

(21) Appl. No.: **29/364,157**

(22) Filed: **Jun. 18, 2010**

(51) **LOC (9) Cl.** **06-01**

(52) **U.S. Cl.** **D6/334**

(58) **Field of Classification Search** D6/334,
D6/335, 337, 349, 353, 380, 381, 500-502;
5/12.1, 12.2; 297/14, 43, 44, 118, 140, 245,
297/300.1, 311, 353, 354.1, 445.1, 446.1,
297/446.2, 447.4, 465, 900, DIG. 2, DIG. 7
See application file for complete search history.

(56) **References Cited**

U.S. PATENT DOCUMENTS

D132,944 S *	7/1942	Jackson	D6/381
D226,793 S *	5/1973	Watanura	D6/364
D245,953 S *	10/1977	Mathur	D6/334
D287,551 S *	1/1987	Lewis	D6/334
D293,395 S *	12/1987	Hoffmann	D6/375
D327,583 S *	7/1992	Dettinger	D6/334
D330,638 S *	11/1992	Moschini	D6/334
D337,450 S *	7/1993	Dettinger	D6/381
D352,615 S *	11/1994	Hutton	D6/334
D383,006 S *	9/1997	Hutton	D6/334
D386,910 S *	12/1997	Saiger	D6/334

D393,956 S *	5/1998	Kane	D6/374
D395,958 S *	7/1998	Hutton	D6/334
D405,274 S *	2/1999	Smith	D6/334
D421,539 S *	3/2000	Liu	D6/502
D431,914 S *	10/2000	Lewis	D6/334
D434,233 S *	11/2000	Frankel et al.	D6/334
D485,688 S *	1/2004	Frinier et al.	D6/334
D539,047 S *	3/2007	Auberger	D6/334
D587,473 S *	3/2009	Thompson	D6/334
D594,238 S *	6/2009	Charoenapornwatana	D6/334
D596,414 S *	7/2009	Natuzzi	D6/334
D600,466 S *	9/2009	Cramer et al.	D6/381
D602,706 S *	10/2009	Cramer et al.	D6/381
D612,161 S *	3/2010	Paulin	D6/334
D612,622 S *	3/2010	Paulin	D6/334
D628,399 S *	12/2010	Gauthier	D6/334

* cited by examiner

Primary Examiner — Sandra Snapp

(74) *Attorney, Agent, or Firm* — Cox Smith Matthews Incorporated

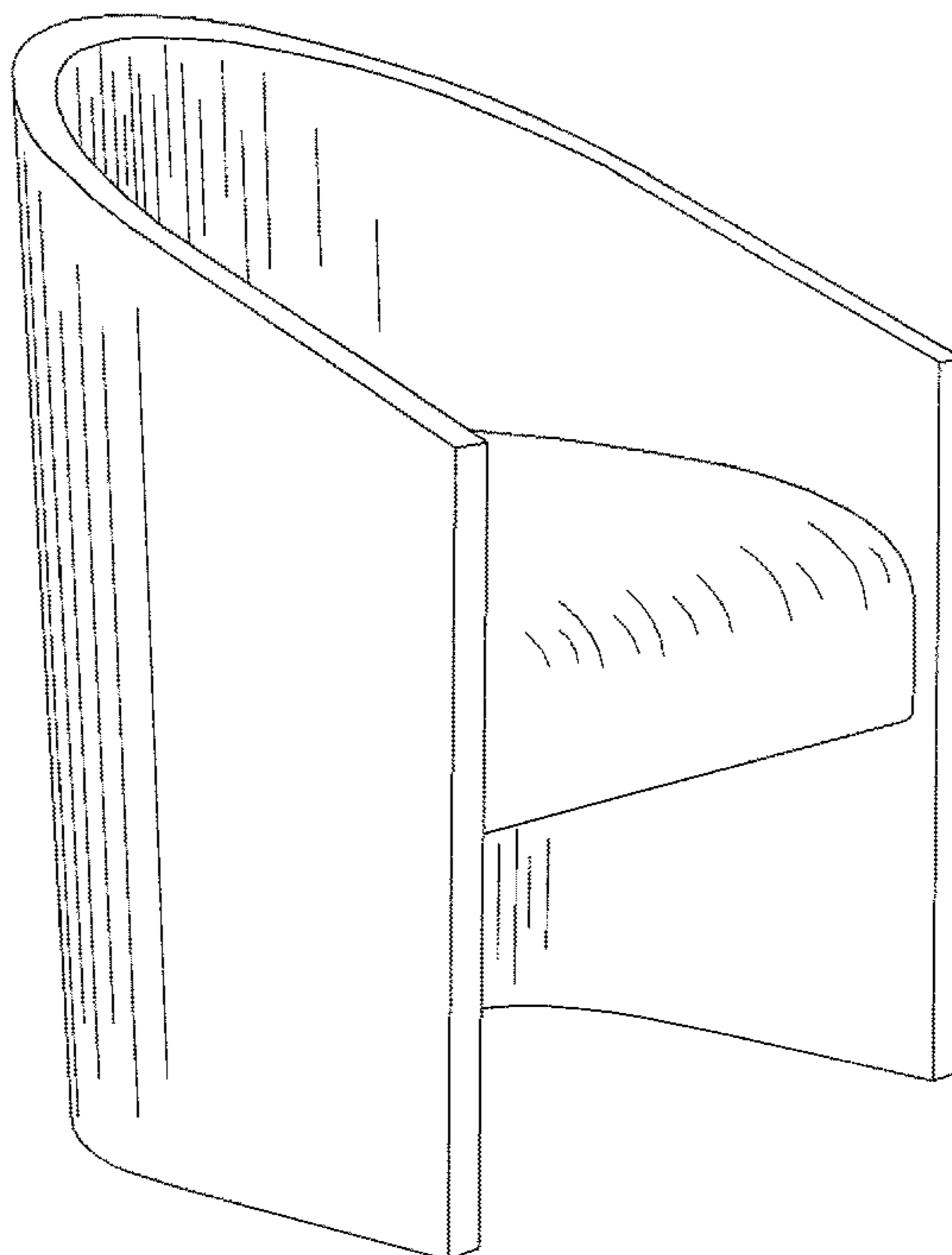
(57) **CLAIM**

The ornamental design for a chair, as shown and described.

DESCRIPTION

FIG. 1 is a perspective view of the chair of my design;
FIG. 2 is a top view of the chair;
FIG. 3 is a front view of the chair;
FIG. 4 is a right side facing view of the chair (the left side facing view, being a mirror imagine of the right side facing view, is not shown);
FIG. 5 is a back view of the chair; and,
FIG. 6 is a bottom view of the chair.

1 Claim, 3 Drawing Sheets



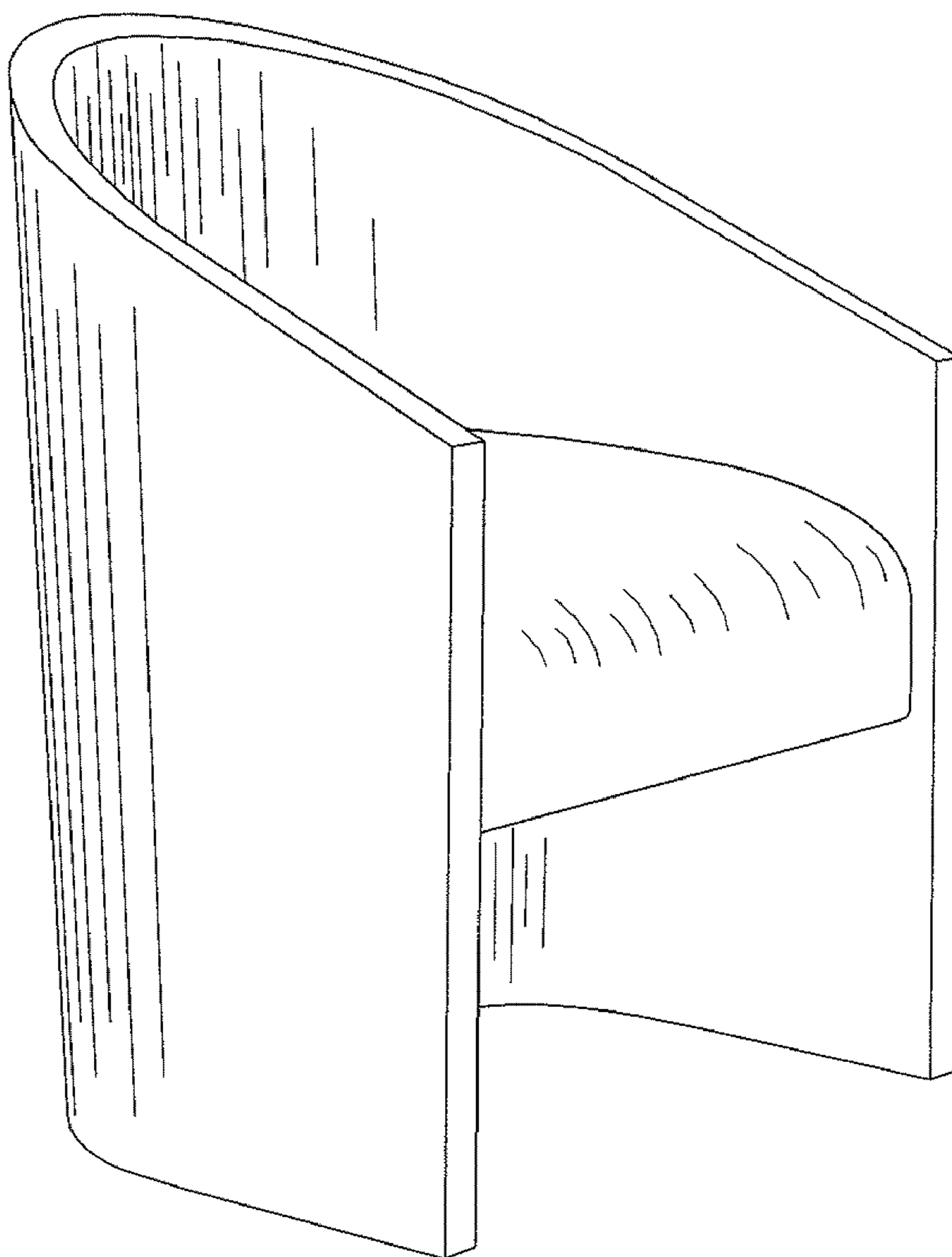


FIG. 1




FIG. 2

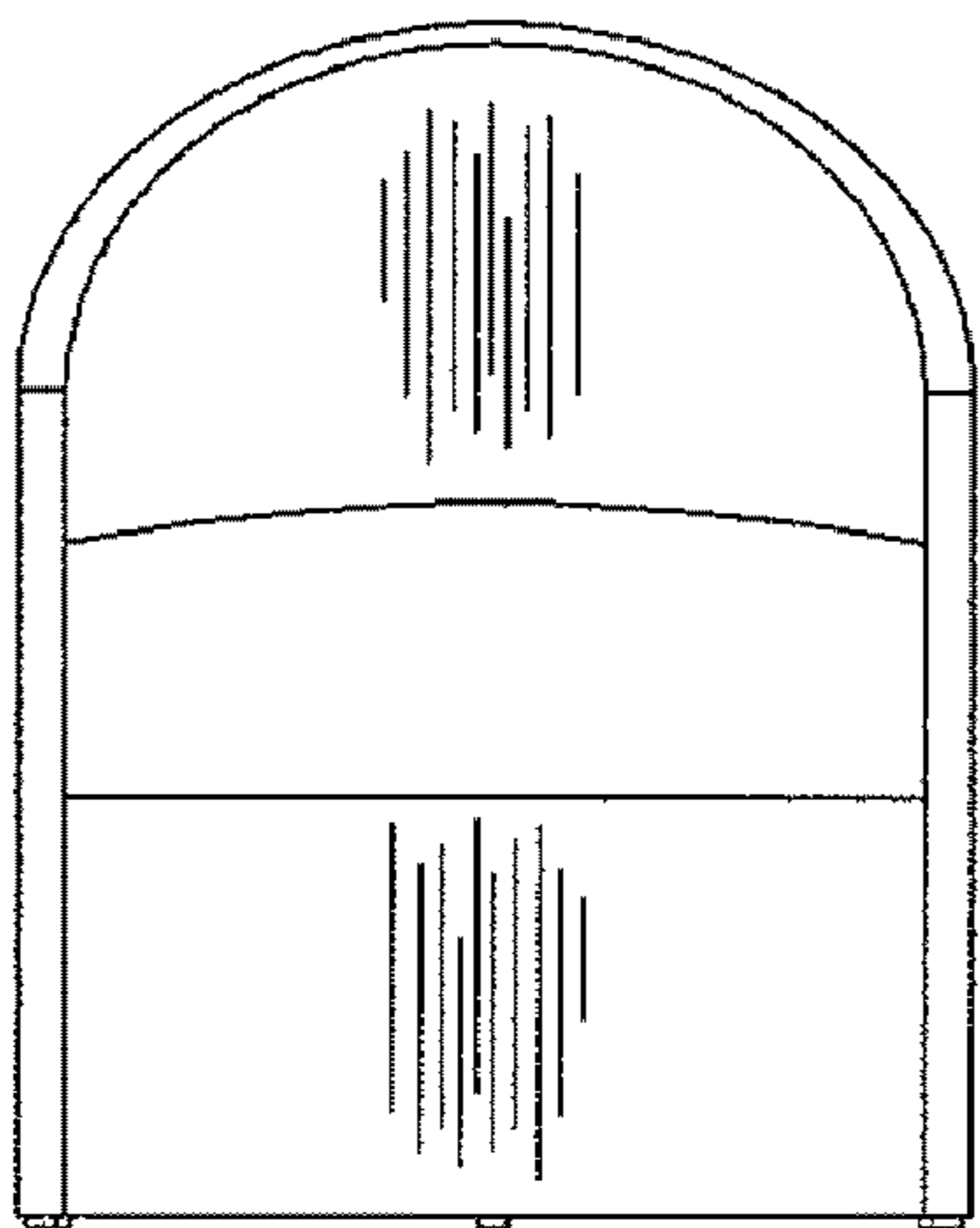


FIG. 3

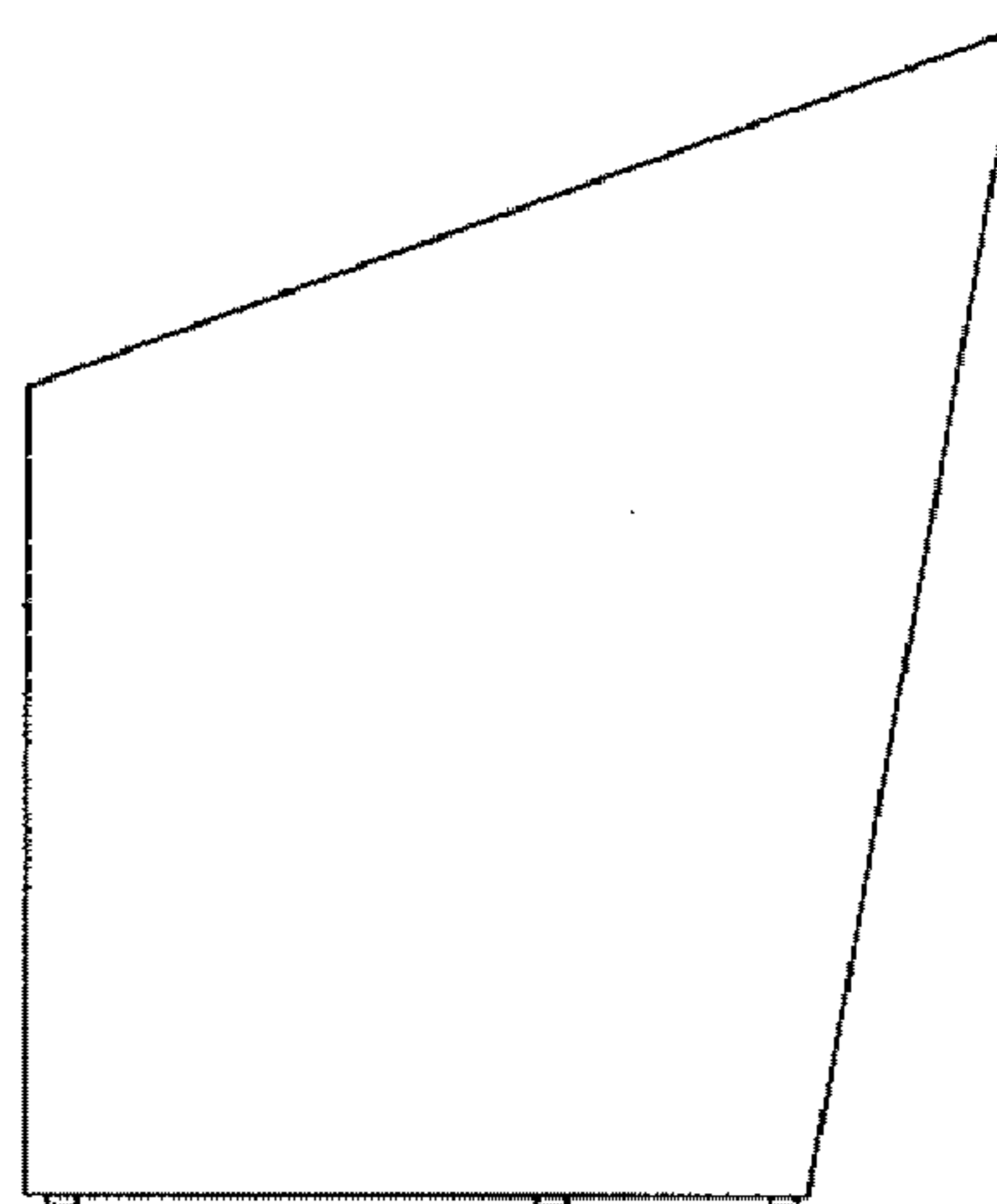


FIG. 4

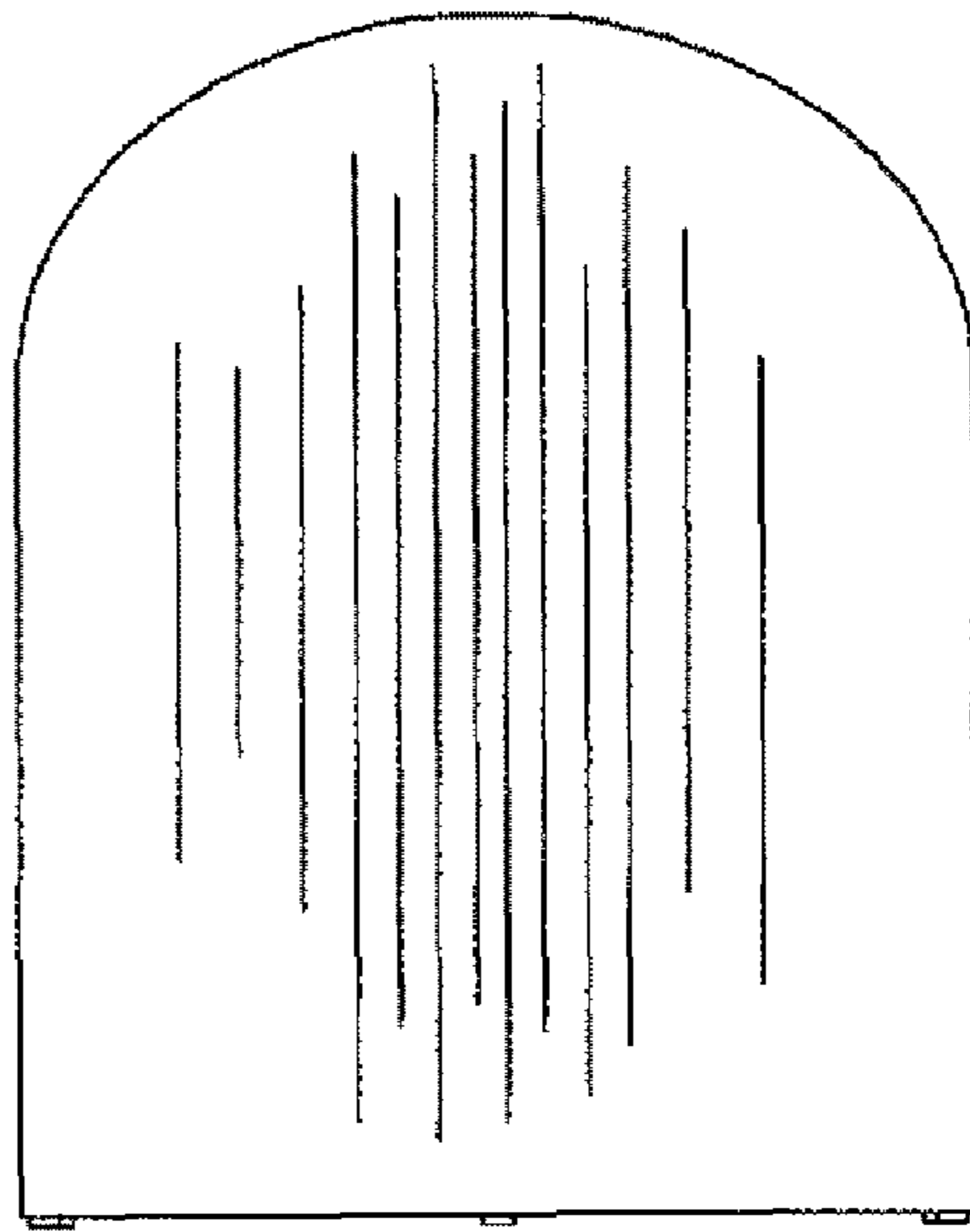


FIG. 5

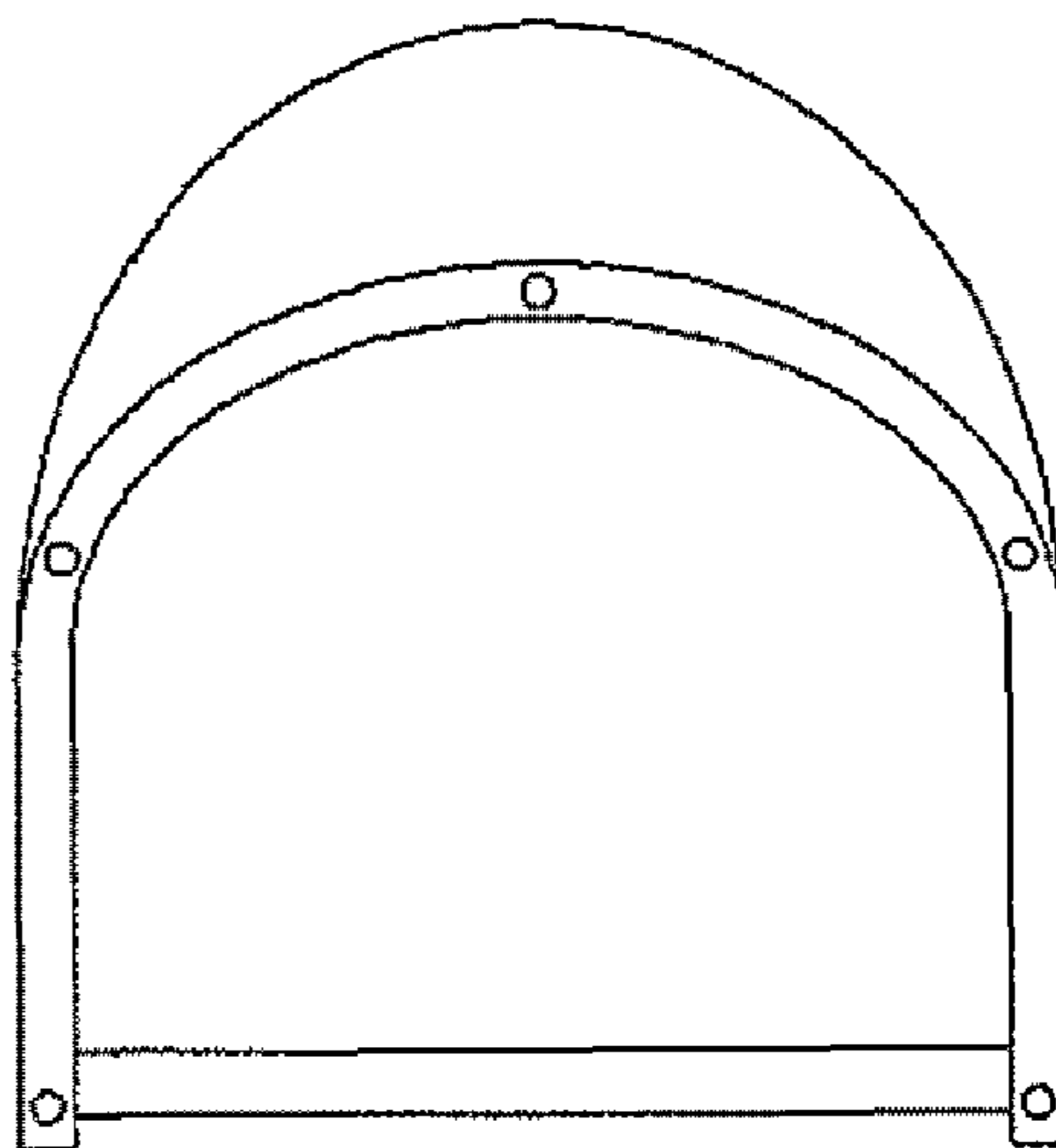


FIG. 6