



US00D638227S

(12) **United States Design Patent**
Lee

(10) **Patent No.:** **US D638,227 S**

(45) **Date of Patent:** **** *May 24, 2011**

(54) **SYNTHETIC RESIN PAPER**

(75) Inventor: **Ji-Yoon Lee**, Seoul (KR)

(73) Assignee: **LG Hausys, Ltd.** (KR)

(**) Term: **14 Years**

(21) Appl. No.: **29/355,550**

(22) Filed: **Feb. 9, 2010**

(30) **Foreign Application Priority Data**

Aug. 10, 2009 (KR) 30-2009-0035234

(51) **LOC (9) Cl.** **05-02**

(52) **U.S. Cl.** **D5/60**

(58) **Field of Classification Search** D5/32,
D5/36, 37, 39, 41, 45, 47, 53, 56, 60, 62,
D5/63; 428/156, 213, 215, 220, 542.2, 542.6,
428/919; 162/109, 117, 118; D7/396.5,
D7/637; D8/354; D25/109

See application file for complete search history.

(56) **References Cited**

U.S. PATENT DOCUMENTS

D516,321 S *	3/2006	Carter et al.	D5/53
D536,536 S *	2/2007	Harkenrider	D5/60
D557,903 S *	12/2007	Harkenrider	D5/60
D566,972 S *	4/2008	Harkenrider	D5/60
D578,774 S *	10/2008	Harkenrider	D5/60
D578,776 S *	10/2008	Harkenrider	D5/60
D579,319 S *	10/2008	Short	D8/354

D616,569 S *	5/2010	Bresciani et al.	D25/109
D619,375 S *	7/2010	Newhouse	D5/32
D623,424 S *	9/2010	Roberts et al.	D5/60

* cited by examiner

Primary Examiner — Susan Bennett Hattan

Assistant Examiner — Barbara B Lohr

(74) *Attorney, Agent, or Firm* — Baker Hostetler LLP

(57) **CLAIM**

The ornamental design for a synthetic resin paper, as shown and described.

DESCRIPTION

FIG. 1 is a surface view of a synthetic resin paper;

FIG. 2 is a rear view thereof;


FIG. 3 is a side view thereof; and,

FIG. 4 is an enlarged partial view of the surface decoration of FIG. 1.

The broken lines at the top and bottom of FIG. 1 depict the continuous repeat of the design in up and down directions and form no part of the claimed design.

The material of the present design is a synthetic resin. The present design is a combination of the shape and pattern of the synthetic resin which may be used by being attached to a surface of an electronic appliance such as an air-conditioner, a refrigerator, a washing machine, and the like. Further, the present design may be used as wallpaper, films for glass decoration, decorative sheets, film-paper sheets, and the like, by being attached to a selected portion of a decorative glass plate, furniture, wall, floor, and the like, for interior decoration. The present design is continuous in up and down directions. The present design is full width in right and left directions.

1 Claim, 4 Drawing Sheets






FIG. 1




FIG. 2

FIG. 3






FIG. 4