



US00D638222S

(12) **United States Design Patent**
Molinet et al.

(10) **Patent No.:** **US D638,222 S**
(45) **Date of Patent:** **** May 24, 2011**

(54) **LINT ROLLER**

(75) Inventors: **Michael C. Molinet**, Woodbury, MN (US); **Valentina Tronconi**, Milan (IT); **Shaelyn D. Crutchley**, St. Paul, MN (US); **Paul N. Daveloose**, St. Paul, MN (US); **Carol L. Solberg**, Edina, MN (US)

(73) Assignee: **3M Innovative Properties Company**, St. Paul, MN (US)

(**) Term: **14 Years**

(21) Appl. No.: **29/380,598**

(22) Filed: **Dec. 8, 2010**

(51) **LOC (9) Cl.** **04-01**

(52) **U.S. Cl.** **D4/122**

(58) **Field of Classification Search** D4/122,
D4/138; 15/27, 104.001, 104.002, 230.11;
492/13, 16-19

See application file for complete search history.

(56) **References Cited**

U.S. PATENT DOCUMENTS

2,087,888	A *	7/1937	Adams	15/230.11
D196,356	S	9/1963	McKay	
D198,835	S *	8/1964	Martin	D4/122
3,192,548	A	7/1965	Wilbrecht	
D206,258	S *	11/1966	Roth	D4/122
3,343,194	A *	9/1967	Ramelson	15/104.002
3,381,325	A	5/1968	Reineman	
3,421,170	A	1/1969	Thomas, Jr.	
3,623,179	A	11/1971	Roth	
3,742,547	A	7/1973	Sohmer	
3,906,578	A	9/1975	Huber	
4,361,923	A	12/1982	McKay	
4,399,579	A	8/1983	McKay	
4,422,201	A	12/1983	McKay	
D276,763	S	12/1984	McKay	
D281,654	S	12/1985	Bladh et al.	
D288,973	S	3/1987	Hamazaki	

4,905,337	A	3/1990	McKay
5,027,465	A	7/1991	McKay
D336,784	S	6/1993	Yen
5,333,341	A	8/1994	Heneveld
5,338,300	A	8/1994	Cox
5,763,038	A	6/1998	Wood
D396,906	S	8/1998	Medici
5,878,457	A	3/1999	Cox et al.
5,924,157	A	7/1999	Berela
5,940,921	A	8/1999	Wood et al.
D422,793	S	4/2000	Levin et al.
D423,790	S	5/2000	Solberg
6,055,695	A	5/2000	McKay, Jr.
6,127,014	A	10/2000	McKay, Jr.
D467,736	S	12/2002	Russell
D468,540	S	1/2003	Jessen
D475,537	S	6/2003	Jessen et al.
D475,538	S	6/2003	Jessen et al.

(Continued)

FOREIGN PATENT DOCUMENTS

JP 8-322778 12/1996

(Continued)

Primary Examiner — Melanie H Tung

Assistant Examiner — Lavone D Tabor

(74) *Attorney, Agent, or Firm* — Trisha D. Adamson

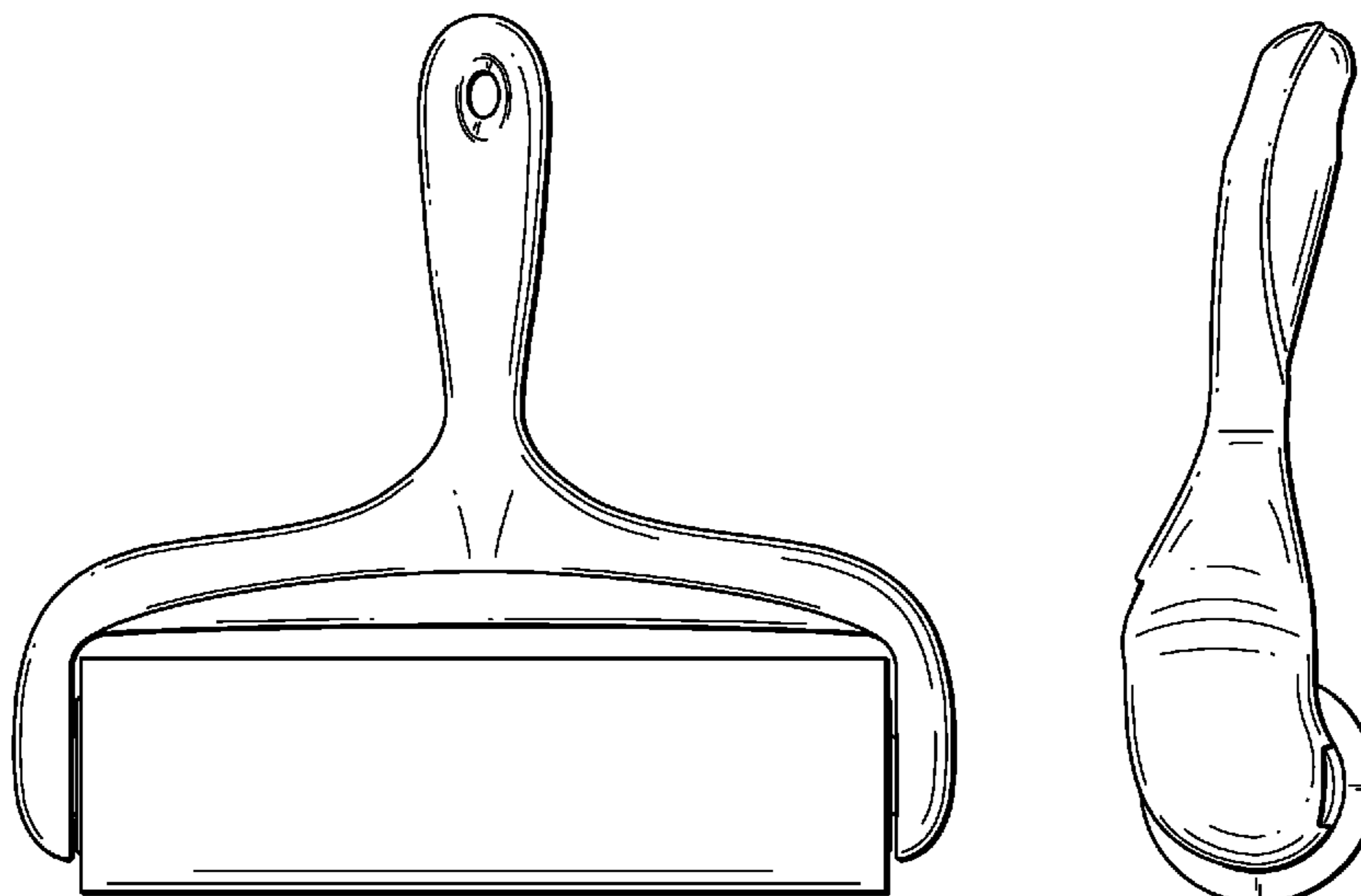
(57) **CLAIM**

The ornamental design for a lint roller, as shown and described.

DESCRIPTION

FIG. 1 is a perspective view showing a new design for a lint roller;
FIG. 2 is a front view thereof;
FIG. 3 is a rear view thereof;
FIG. 4 is a top view thereof;
FIG. 5 is a right side view thereof, the left side view being a mirror image thereof; and,
FIG. 6 is a bottom view thereof.

1 Claim, 3 Drawing Sheets



US D638,222 S

Page 2

U.S. PATENT DOCUMENTS

D483,570 S 12/2003 Heidel et al.
6,688,464 B2 2/2004 Jessen et al.
D489,937 S 5/2004 Erhardt et al.
6,763,977 B2* 7/2004 McKay 222/192
D532,203 S * 11/2006 Tuman et al. D4/122
D552,356 S 10/2007 Newbould et al.
7,621,234 B2* 11/2009 Roy 119/628

7,856,690 B2* 12/2010 Tuman et al. 15/104.002
2006/0009337 A1 1/2006 Smith
2008/0040874 A1* 2/2008 McKay 15/104.002

FOREIGN PATENT DOCUMENTS

JP 9-75293 3/1997
WO WO 83/01734 5/1983

* cited by examiner

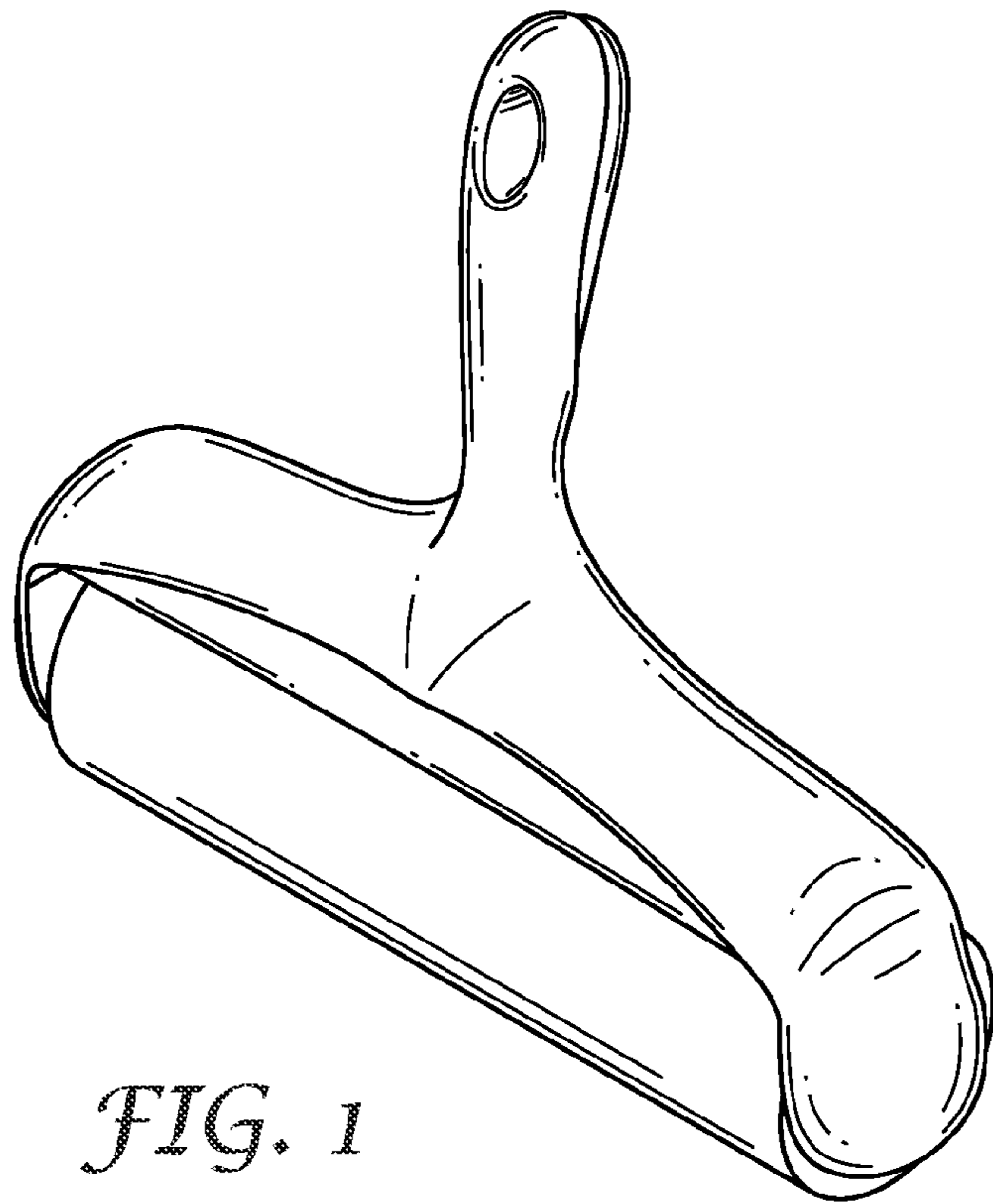


FIG. 1

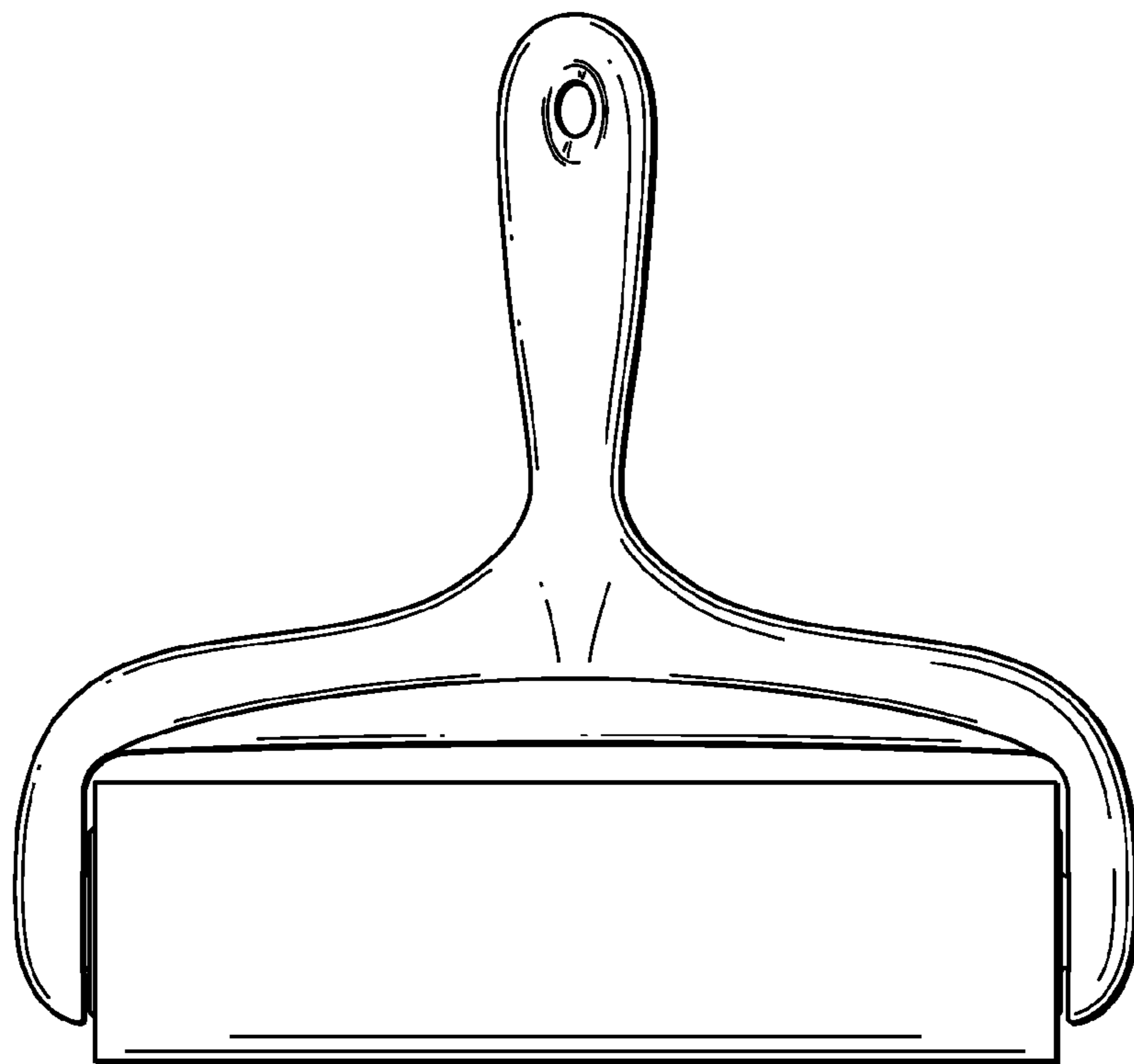


FIG. 2

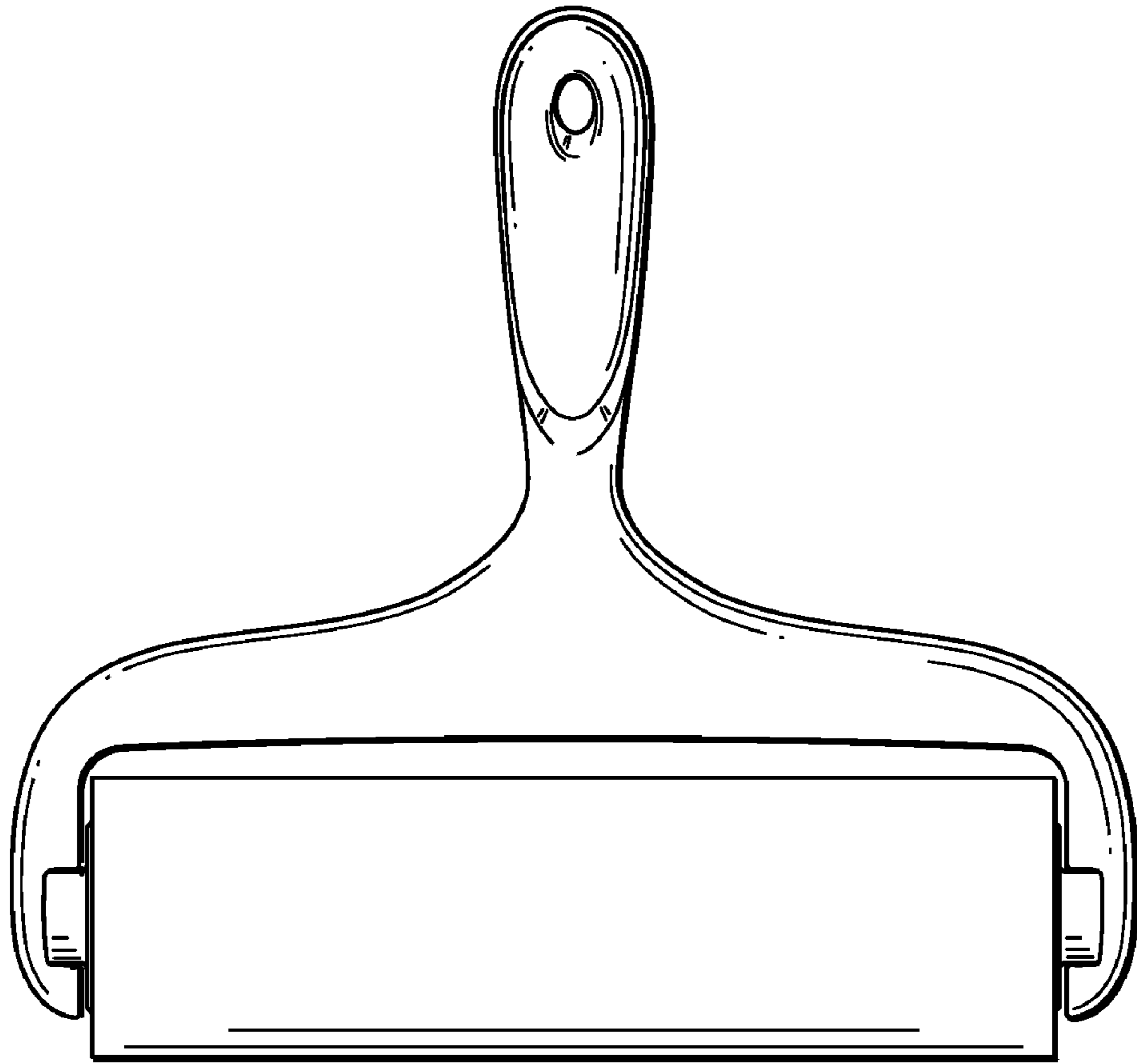


FIG. 3

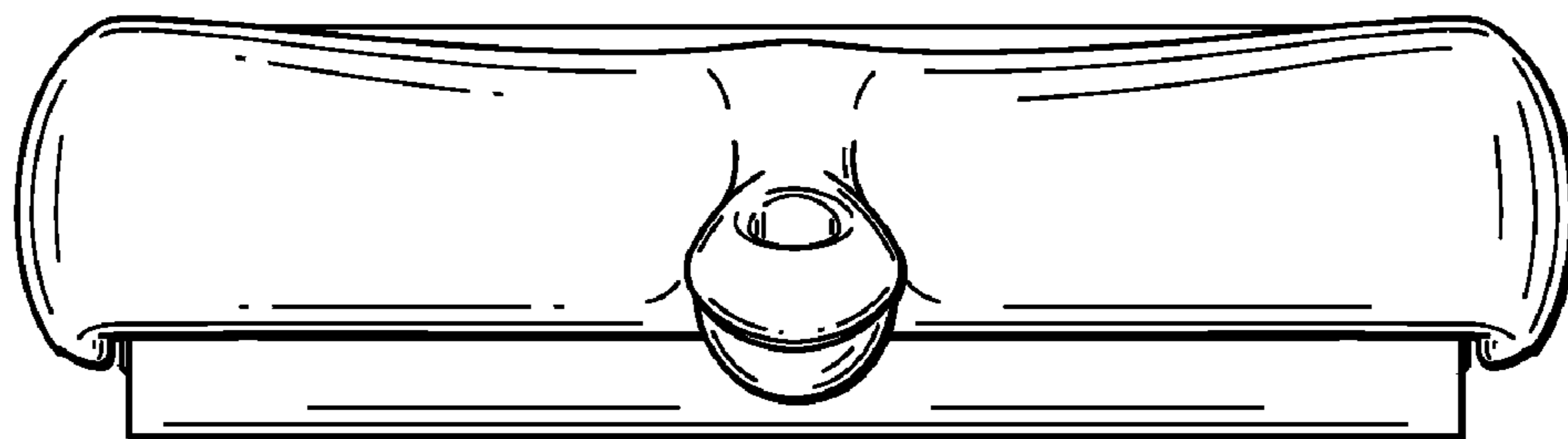


FIG. 4

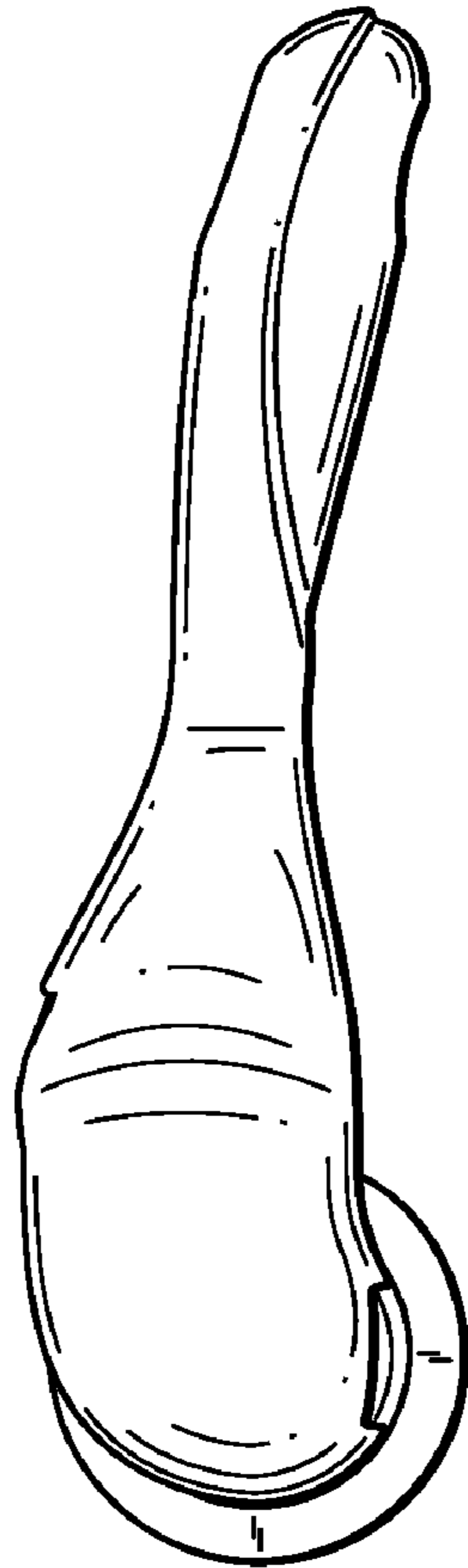


FIG. 5




FIG. 6