



US00D638216S

(12) **United States Design Patent**
Fahrendorff et al.

(10) **Patent No.:** **US D638,216 S**

(45) **Date of Patent:** **** May 24, 2011**

(54) **HANDHELD ELECTRONIC DEVICE CASE**

(75) Inventors: **Anders Fahrendorff**, Kanata (CA);
Andrew David Lowe, Ottawa (CA)

(73) Assignee: **Research In Motion Limited**, Waterloo,
Ontario (CA)

(**) Term: **14 Years**

(21) Appl. No.: **29/360,182**

(22) Filed: **Apr. 21, 2010**

(51) **LOC (9) Cl.** **03-01**

(52) **U.S. Cl.** **D3/218**

(58) **Field of Classification Search** D3/201,
D3/215, 218-219; 206/5, 320
See application file for complete search history.

(56) **References Cited**

U.S. PATENT DOCUMENTS

1,842,599	A *	1/1932	Fraser	206/5
2,650,700	A *	9/1953	Wolf	206/5
2,725,914	A *	12/1955	Daum	206/5
D265,020	S *	6/1982	Silton	D3/226
D475,850	S *	6/2003	Andre et al.	D3/218

D498,920	S *	11/2004	Ambrose	D3/219
D508,316	S *	8/2005	Tsai	D3/218
D534,720	S *	1/2007	Infanti et al.	D3/218
D589,702	S *	4/2009	Hale	D3/255
D606,301	S *	12/2009	Hofer et al.	D3/218
D613,499	S *	4/2010	Fahrendorff et al.	D3/218

* cited by examiner

Primary Examiner — Holly H Baynham

(57) **CLAIM**

We claim the ornamental design for a handheld electronic device case, as shown and described.

DESCRIPTION

FIG. 1 is a front perspective view of a handheld electronic device case;

FIG. 2 is a back perspective view of the handheld electronic device case;

FIG. 3 is a back elevation view thereof;

FIG. 4 is a right elevation view thereof;

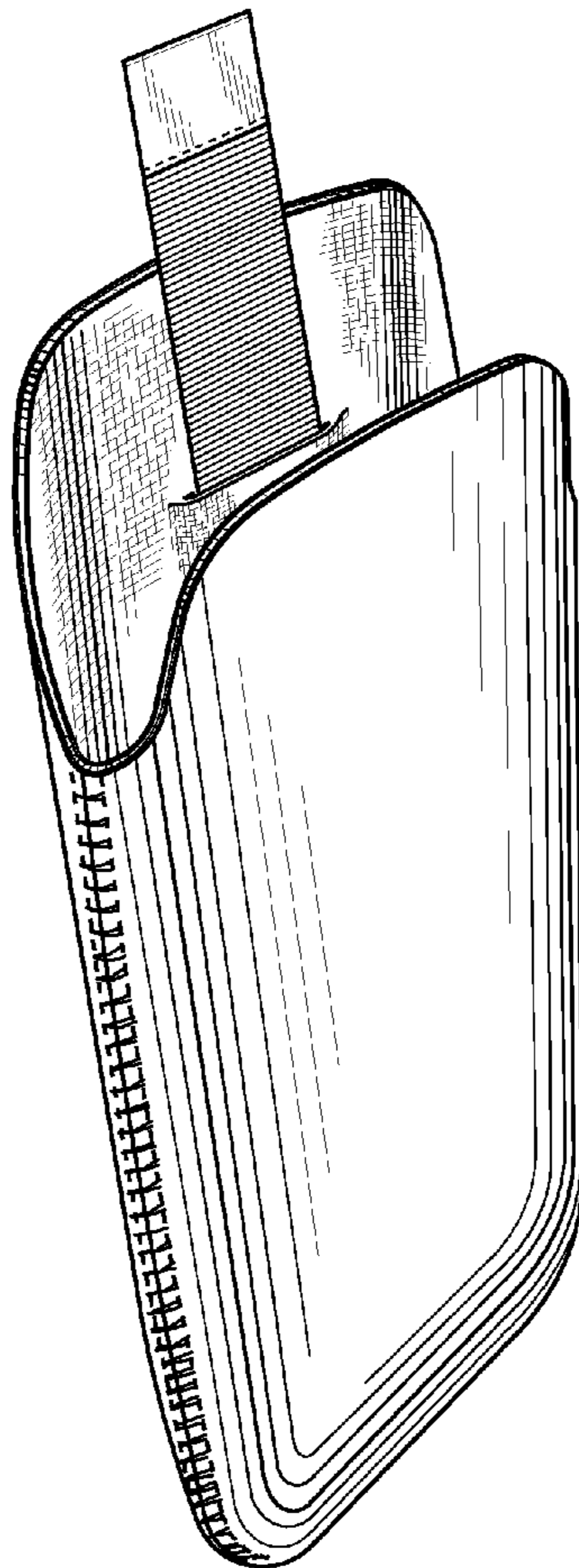
FIG. 5 is a left elevation view thereof.

FIG. 6 is a front elevation view thereof;

FIG. 7 is a bottom plan view thereof; and,

FIG. 8 is a top plan view thereof.

1 Claim, 4 Drawing Sheets



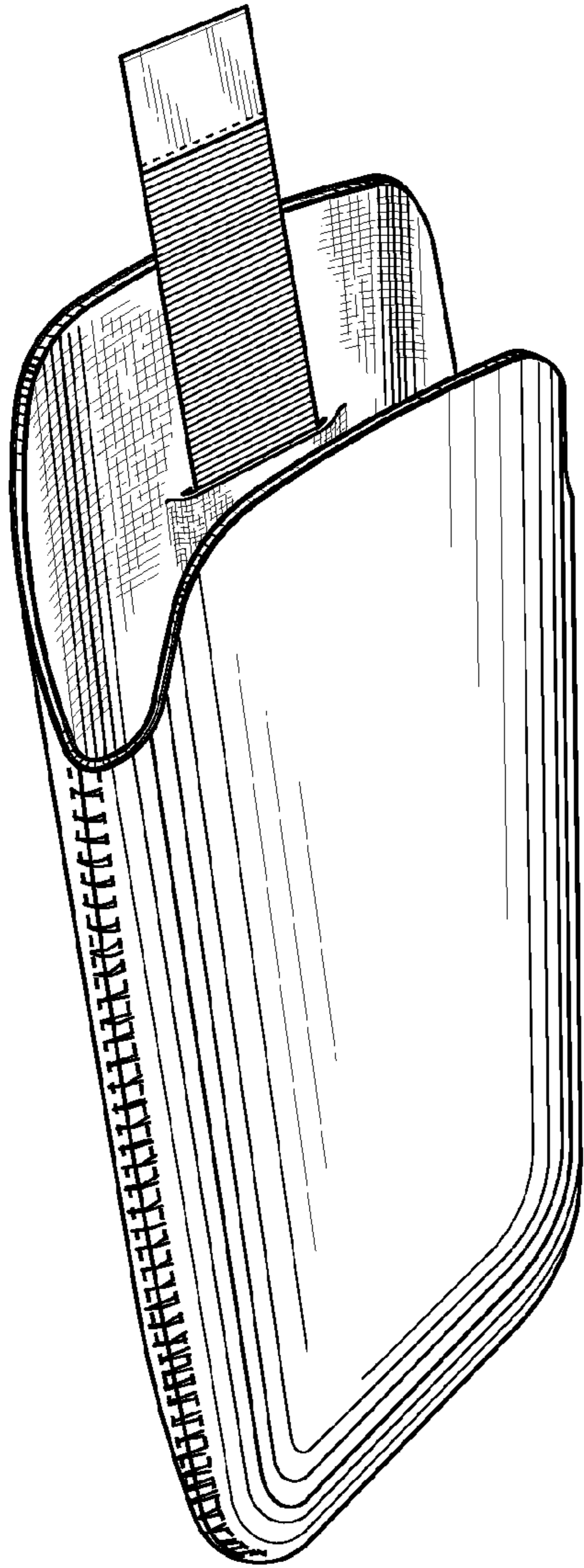


FIG. 1




FIG. 2

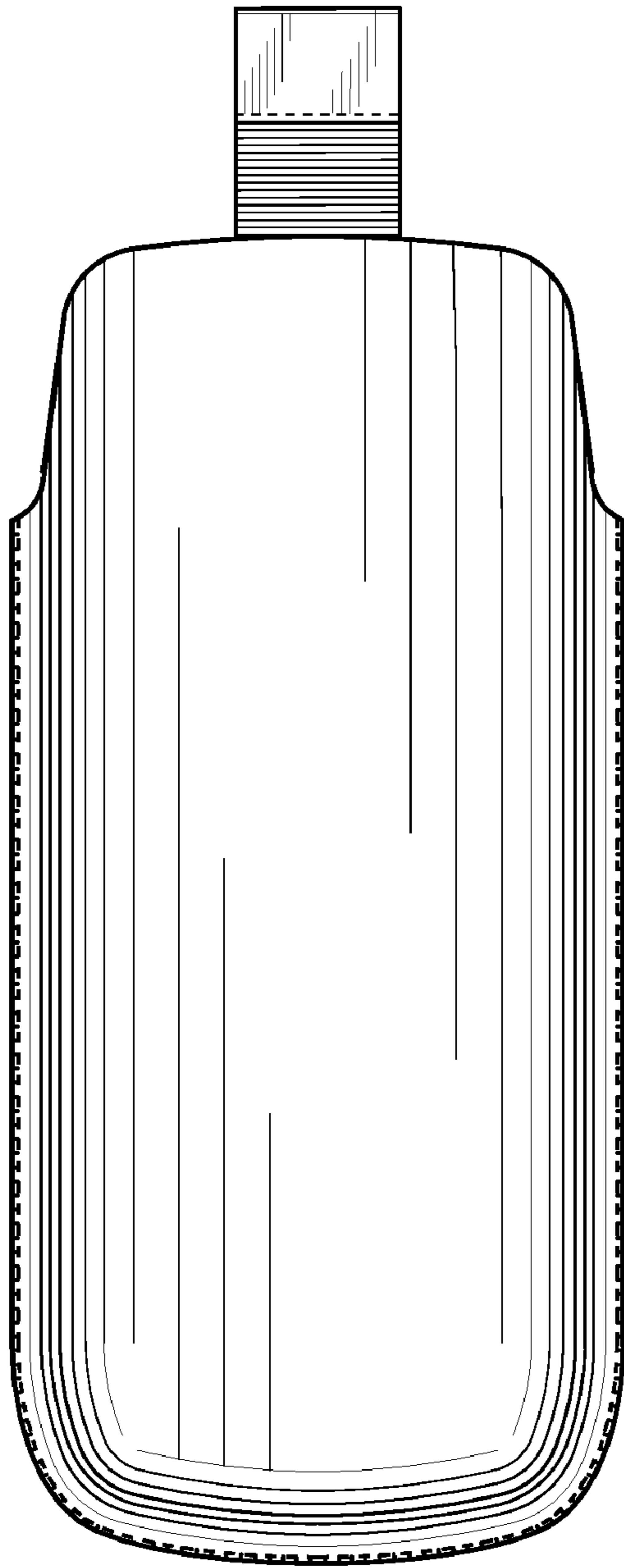


FIG.3




FIG.4




FIG. 5

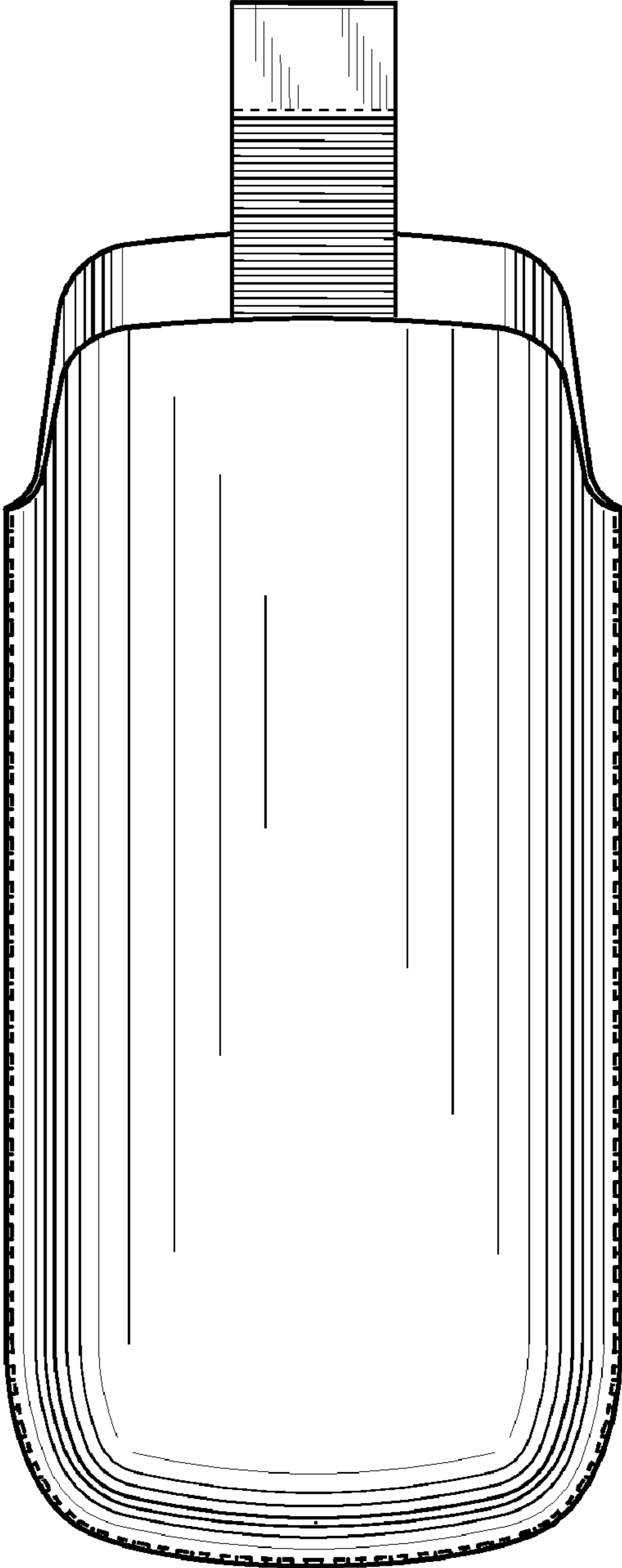


FIG. 6

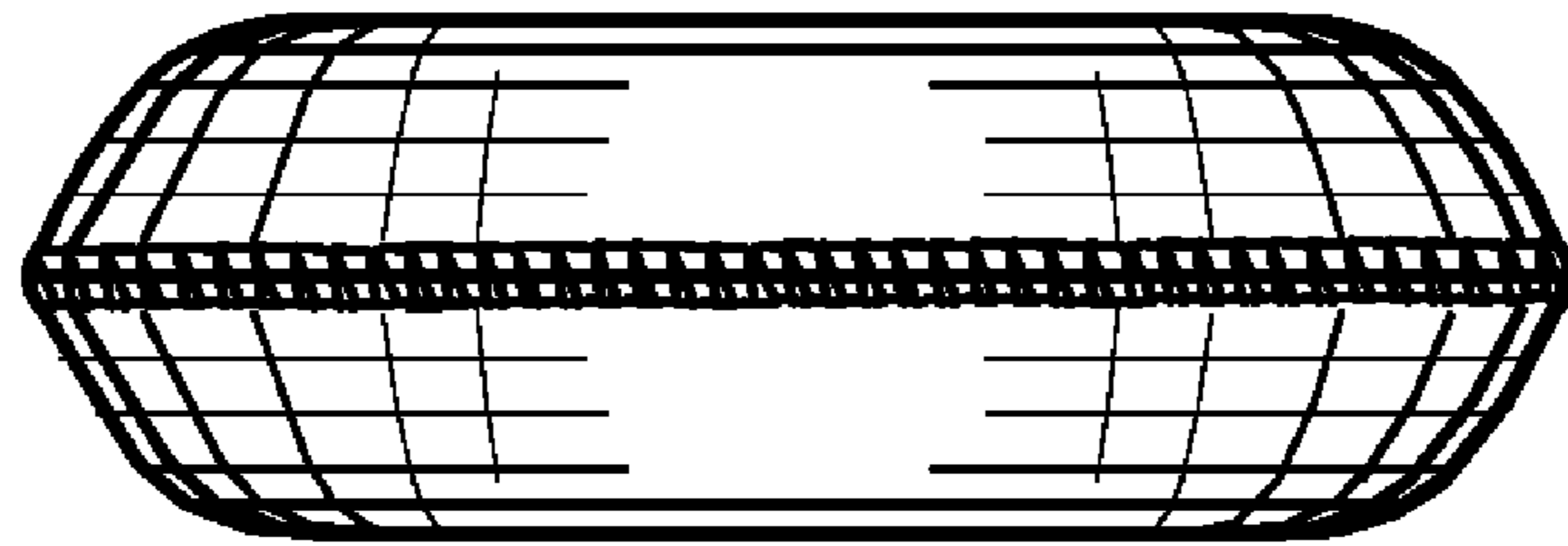


FIG. 7

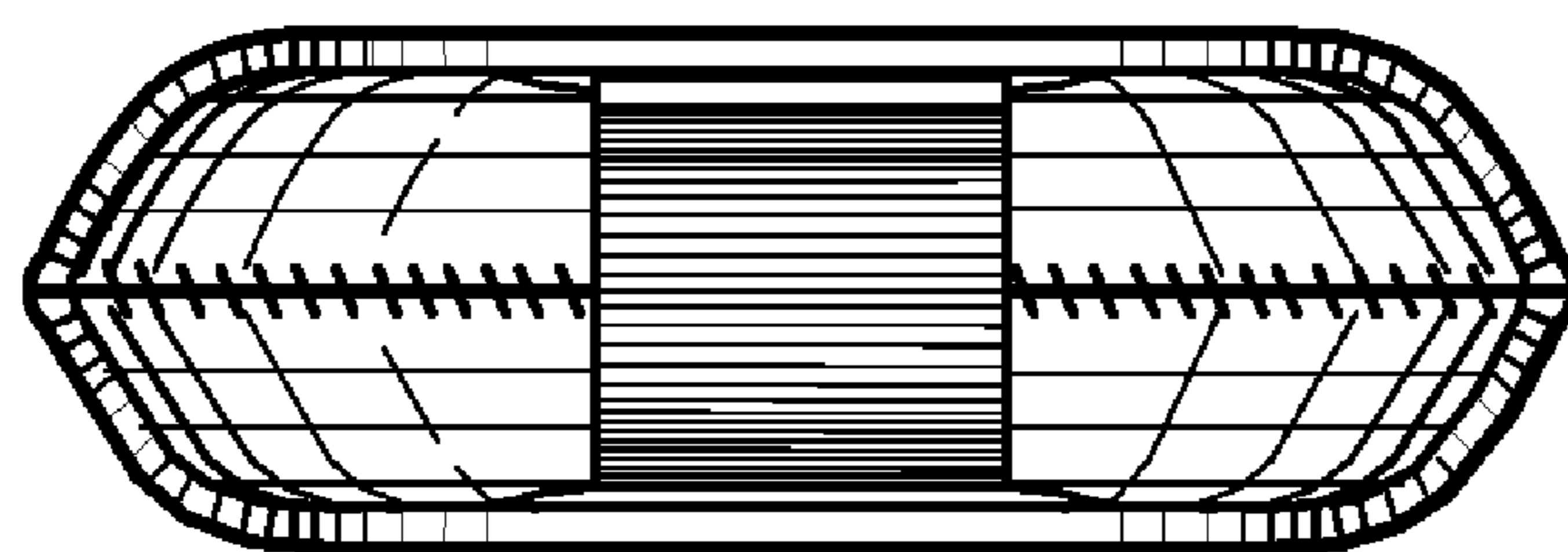


FIG. 8