



US00D638198S

(12) **United States Design Patent**  
**Toratani**

(10) **Patent No.:** **US D638,198 S**

(45) **Date of Patent:** **\*\* May 24, 2011**

(54) **UNDERPANTS**

(76) Inventor: **Ikuo Toratani**, Kahoku (JP)

(\*\*) Term: **14 Years**

(21) Appl. No.: **29/376,840**

(22) Filed: **Oct. 13, 2010**

**Related U.S. Application Data**

(62) Division of application No. 29/340,914, filed on Jul. 28, 2009.

(30) **Foreign Application Priority Data**

Feb. 10, 2009 (JP) ..... 2009-002674  
Feb. 10, 2009 (JP) ..... 2009-002675  
Apr. 21, 2009 (JP) ..... 2009-009114  
Apr. 30, 2009 (JP) ..... 2009-009945

(51) **LOC (9) Cl.** ..... **02-01**

(52) **U.S. Cl.** ..... **D2/712**

(58) **Field of Classification Search** ..... D2/700,  
D2/702, 703, 704, 712, 731, 738; 2/40, 67,  
2/401, 406, 407; 450/95, 104, 111, 155;  
602/67

See application file for complete search history.

(56) **References Cited**

**U.S. PATENT DOCUMENTS**

1,778,454 A \* 10/1930 Hargraves ..... 2/67  
2,078,184 A \* 4/1937 Russell ..... 602/67  
3,301,261 A \* 1/1967 Farino ..... 450/104  
D209,732 S \* 1/1968 Brown ..... D2/704  
D218,382 S \* 8/1970 Erteszek ..... D2/704  
3,543,763 A \* 12/1970 Porco ..... 450/111  
D226,695 S \* 4/1973 Barg ..... D2/704  
3,777,764 A \* 12/1973 Herbener ..... 450/95

D238,982 S \* 3/1976 Lo Cascio ..... D2/703  
5,217,403 A \* 6/1993 Nobbs ..... 450/155  
D452,763 S \* 1/2002 Kataoka ..... D2/704  
D452,987 S \* 1/2002 Kim ..... D2/704  
D453,060 S \* 1/2002 Kim ..... D2/704  
D453,258 S \* 2/2002 Kim ..... D2/704  
D453,408 S \* 2/2002 Kim ..... D2/704  
D454,423 S \* 3/2002 Kim ..... D2/704  
6,463,591 B1 \* 10/2002 Toratani ..... 2/67

\* cited by examiner

*Primary Examiner* — Karen E Eldridge Powers

(74) *Attorney, Agent, or Firm* — Rankin, Hill & Clark LLP

(57) **CLAIM**

I claim the ornamental design for underpants, as shown and described.

**DESCRIPTION**

FIG. 1 is a front and right side perspective view of an underpants in accordance with an embodiment of my new design; FIG. 2 is a front elevation view thereof; FIG. 3 is a rear elevation view thereof; FIG. 4 is a left side view of the underpants, a right side view being a mirror image thereof; FIG. 5 is a top plan view thereof; and, FIG. 6 is bottom plan view thereof.

In the aforementioned figures, the leg cuffs are shown in broken lines in order to better depict that they are made of lace; the leg cuffs form part of the claimed design. The stippling represents fabric texture, and while shown intermittently is understood to extend uniformly across the entire surface of the design upon which it is applied.

For clarity of illustration and to aid understanding of the design, environmental features (namely the waistband and the two rear seams) are shown in broken lines and form no part of the claimed design.

**1 Claim, 5 Drawing Sheets**

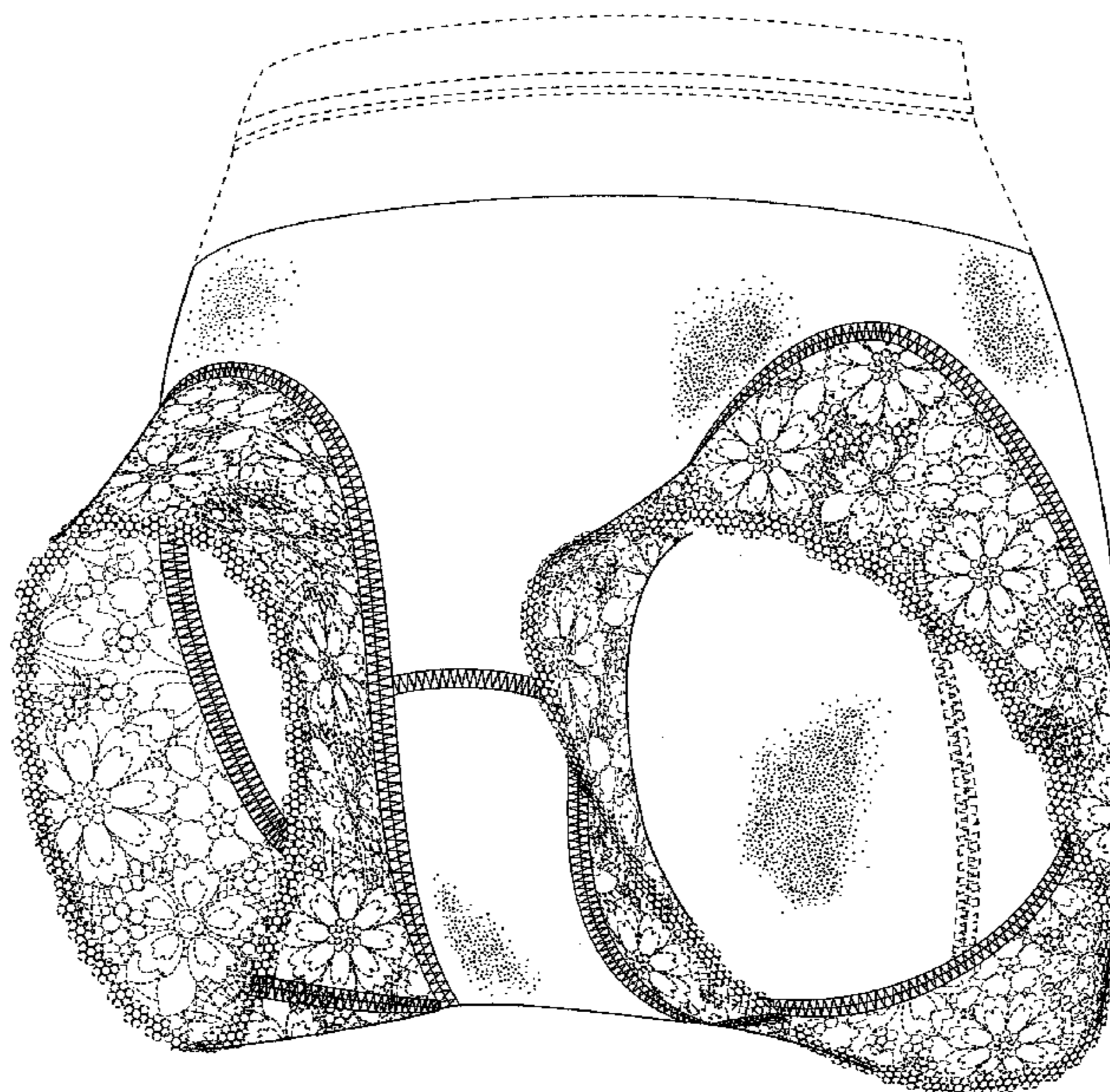




Fig. 1

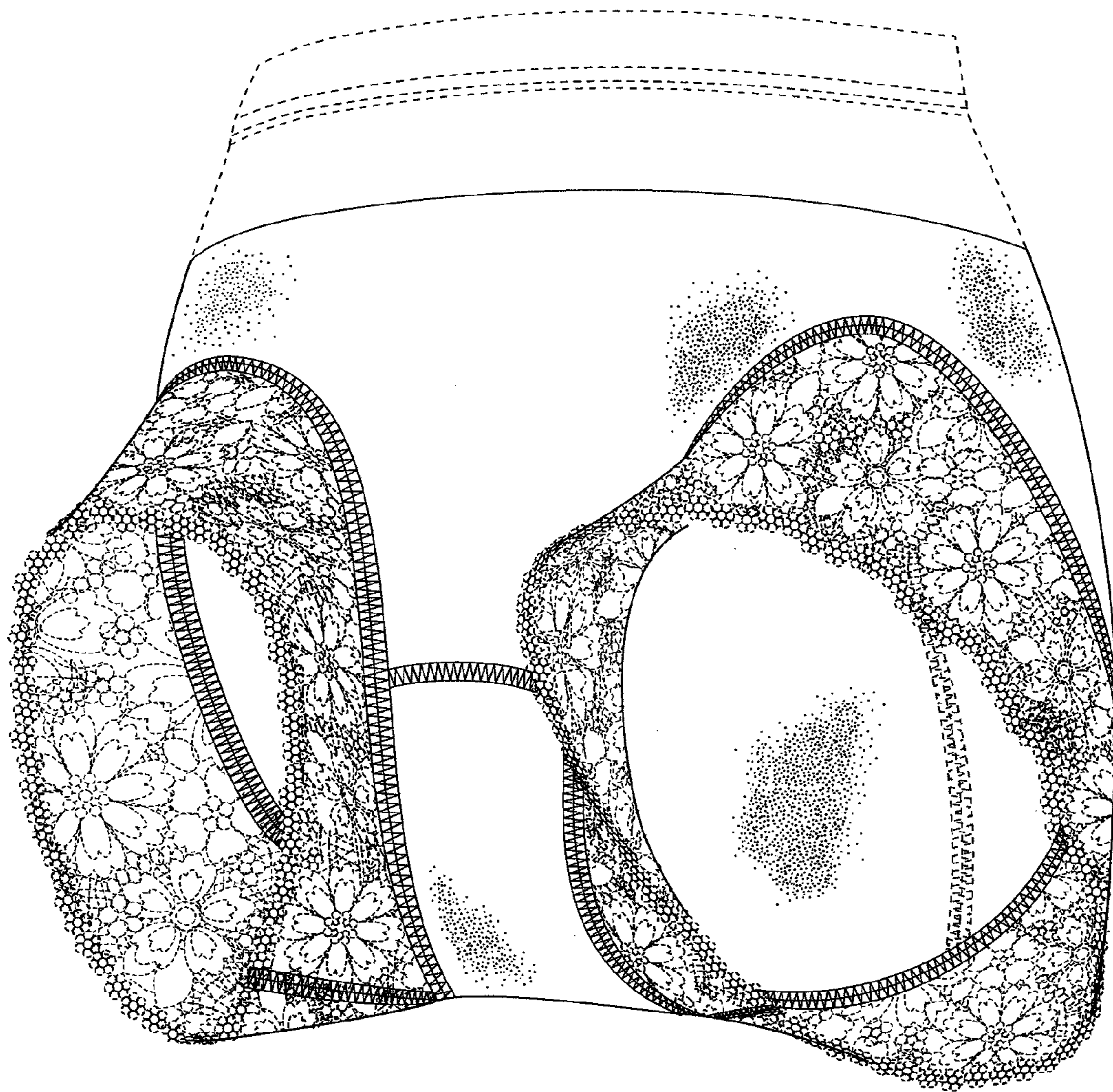




Fig. 2

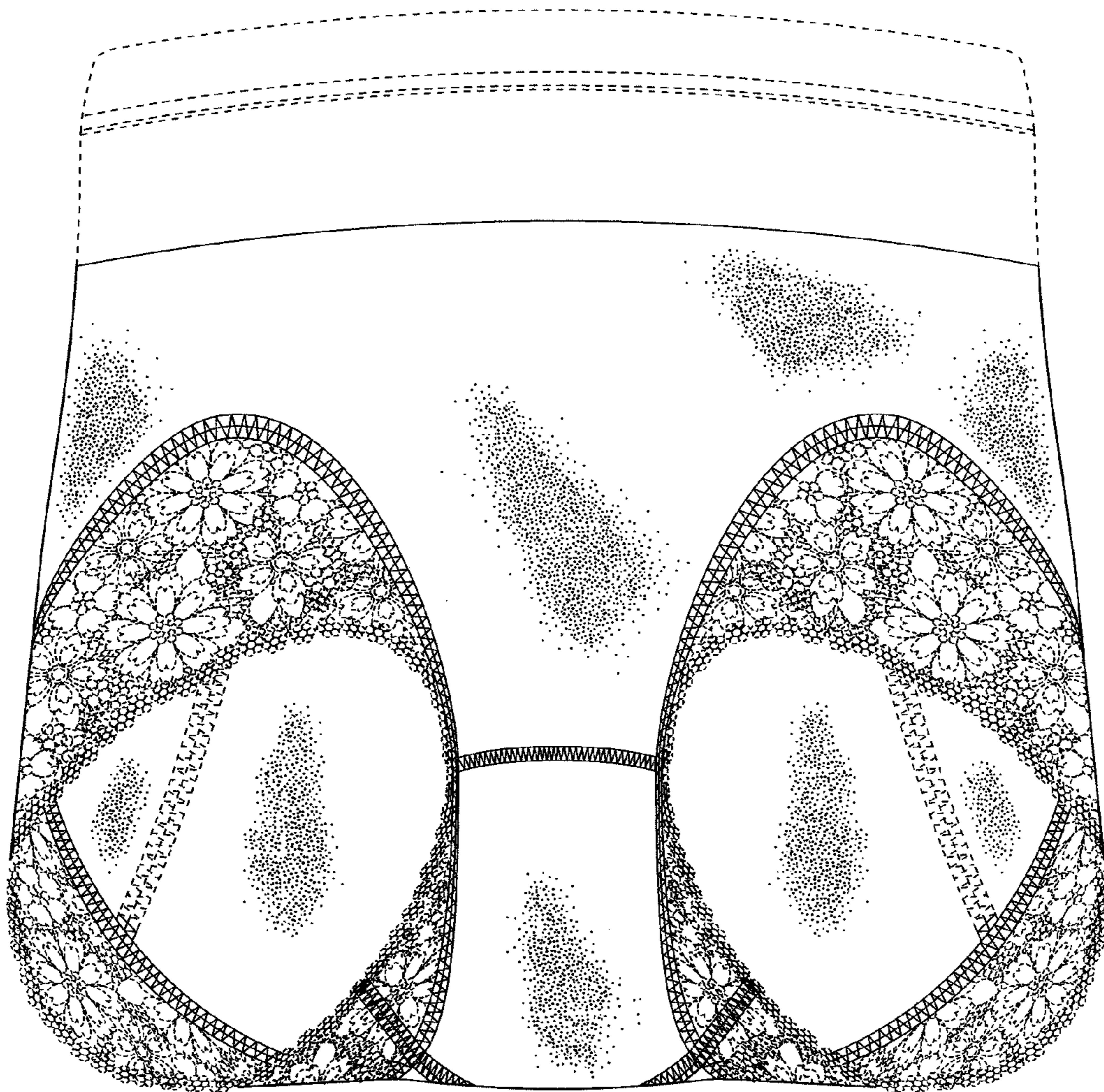


Fig. 3

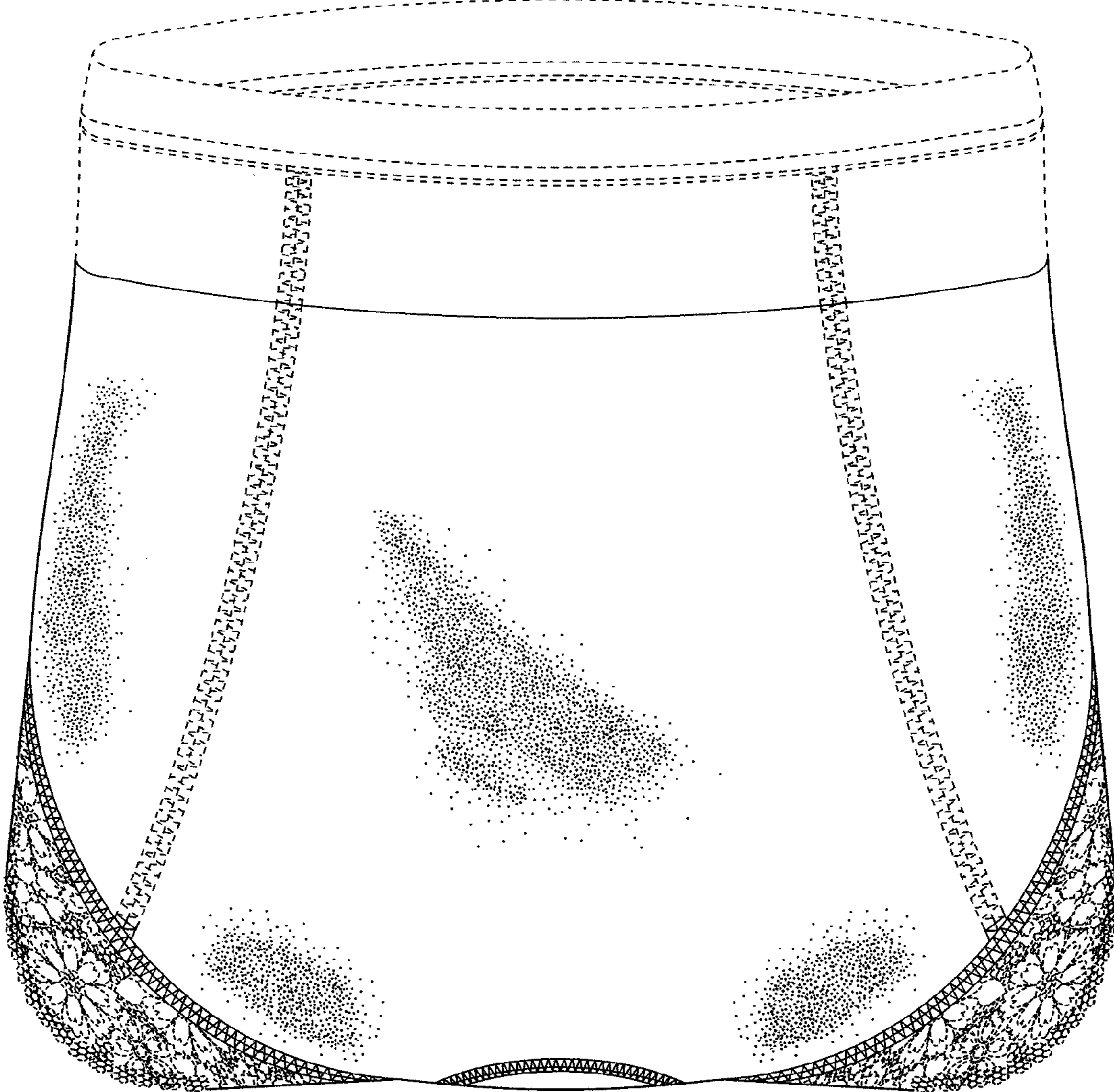




Fig. 4

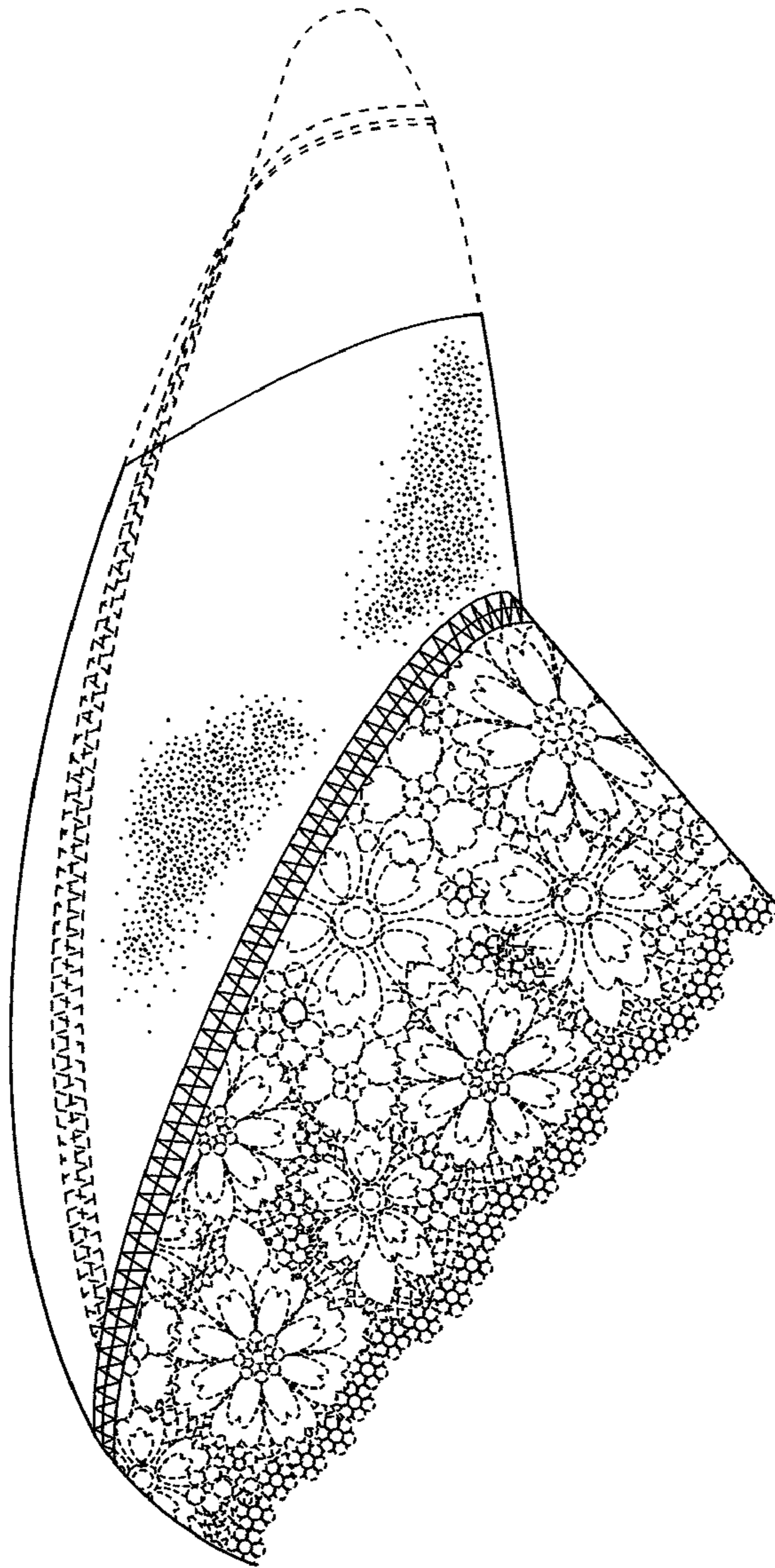


Fig. 5

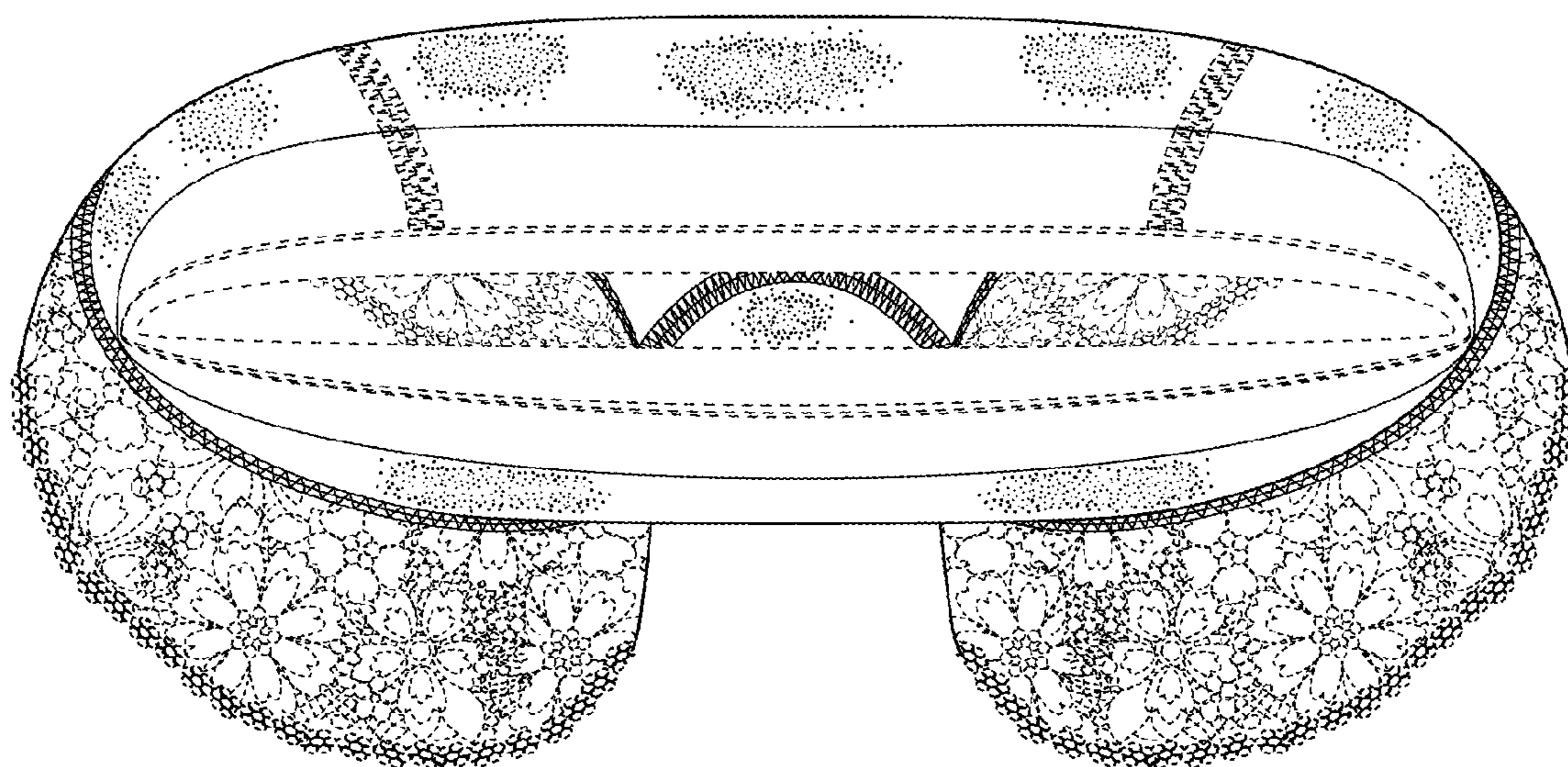


Fig. 6

