

US00D638197S

(12) **United States Design Patent**
Toratani

(10) **Patent No.:** **US D638,197 S**

(45) **Date of Patent:** **** May 24, 2011**

(54) **UNDERPANTS**

(76) Inventor: **Ikuo Toratani**, Kahoku (JP)

(**) Term: **14 Years**

(21) Appl. No.: **29/376,839**

(22) Filed: **Oct. 13, 2010**

Related U.S. Application Data

(62) Division of application No. 29/340,914, filed on Jul. 28, 2009.

(30) **Foreign Application Priority Data**

Feb. 10, 2009	(JP)	2009-002674
Feb. 10, 2009	(JP)	2009-002675
Apr. 21, 2009	(JP)	2009-009114
Apr. 30, 2009	(JP)	2009-009945

(51) **LOC (9) Cl.** **02-01**

(52) **U.S. Cl.** **D2/712**

(58) **Field of Classification Search** D2/712,
D2/731, 738, 700, 701, 702, 703, 704; 2/40,
2/67, 401, 406, 407; 602/67; 450/95, 104,
450/111, 155

See application file for complete search history.

(56) **References Cited**

U.S. PATENT DOCUMENTS

1,778,454	A *	10/1930	Hargraves	2/67
2,078,184	A *	4/1937	Russell	602/67
3,301,261	A *	1/1967	Farino	450/104
D209,732	S *	1/1968	Brown	D2/704
D218,382	S *	8/1970	Erteszek	D2/704
3,543,763	A *	12/1970	Porco	450/111
3,777,764	A *	12/1973	Herbener	450/95

D238,982	S *	3/1976	Lo Cascio	D2/703
5,217,403	A *	6/1993	Nobbs	450/155
6,463,591	B1 *	10/2002	Toratani	2/67

FOREIGN PATENT DOCUMENTS

JP 2007031908 A * 2/2007

OTHER PUBLICATIONS

Article "Features of Toratani Apparel Construction and Design," [on-line], [retrieved from the Internet Jan. 7, 2011]; URL: <<http://www.toratami.jp/english/toratami-features.html>>. (6 pages).*

* cited by examiner

Primary Examiner — Karen E Eldridge Powers

(74) *Attorney, Agent, or Firm* — Rankin, Hill & Clark LLP

(57) **CLAIM**

I claim the ornamental design for underpants, as shown and described.

DESCRIPTION

FIG. 1 is a front and right side perspective view of an underpants in accordance with an embodiment of my new design; FIG. 2 is a front elevation view thereof; FIG. 3 is a rear elevation view thereof; FIG. 4 is a left side view of the underpants, a right side view being a mirror image thereof; FIG. 5 is a top plan view thereof; and, FIG. 6 is bottom plan view thereof.

The stippling shown in the drawings illustrates fabric texture, and while shown intermittently, is understood to extend uniformly across the entire surface of the design upon which it is applied. For clarity of illustration and to aid understanding of the design, environmental features (specifically the waistband, the seams and the leg cuffs) that form no part of the claimed design are shown in dashed lines.

1 Claim, 5 Drawing Sheets

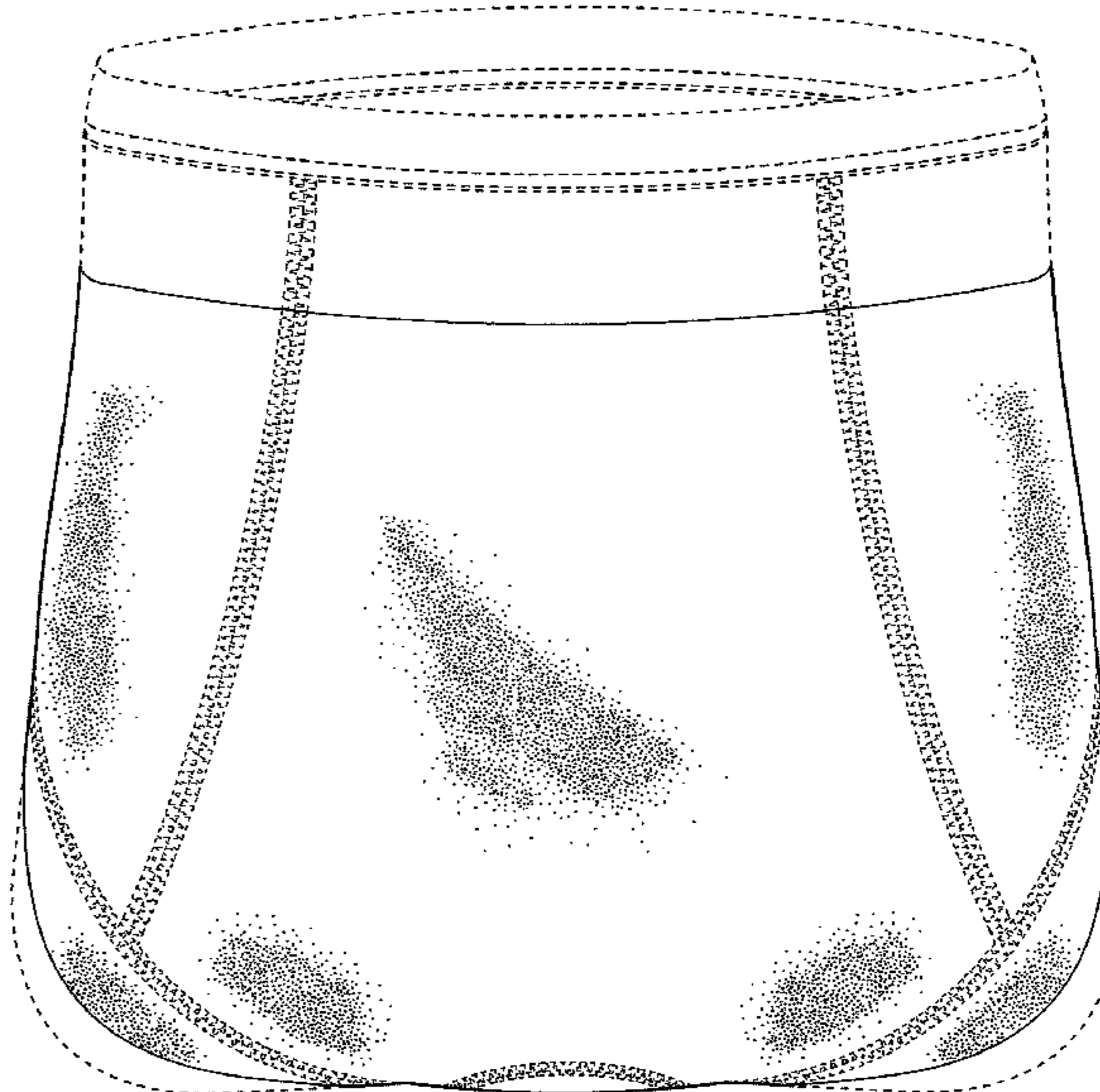
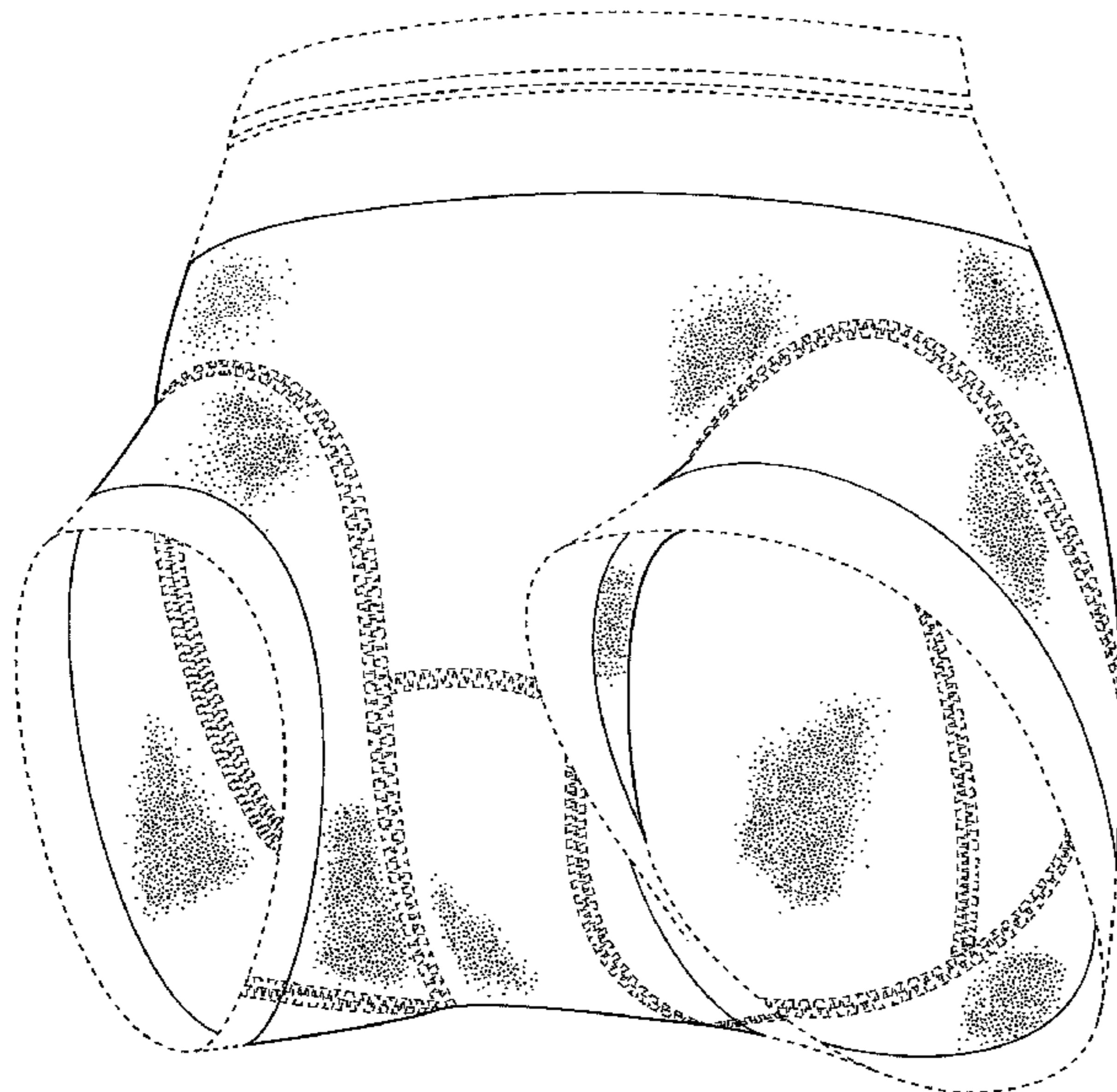


Fig. 1

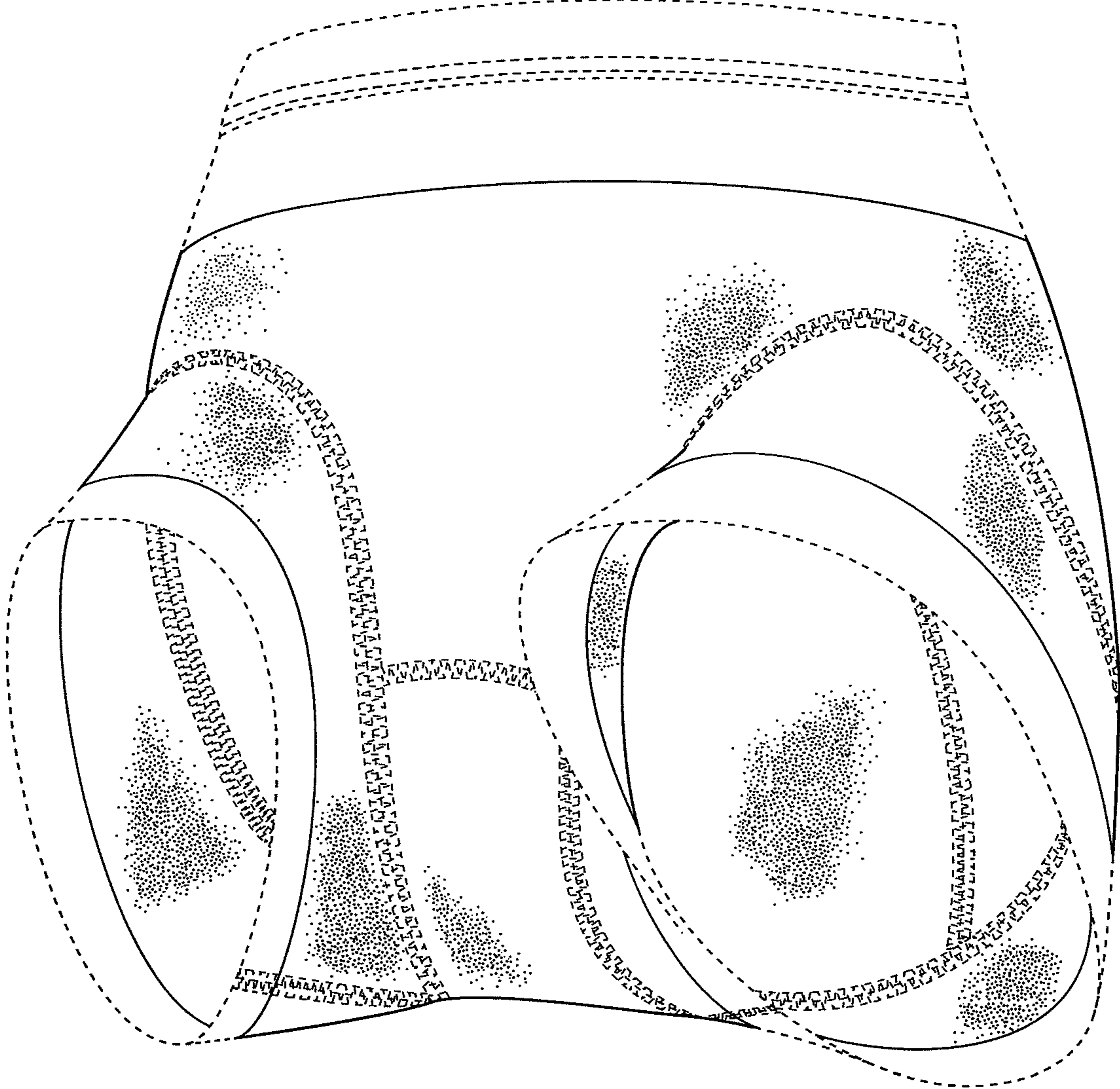


Fig. 2

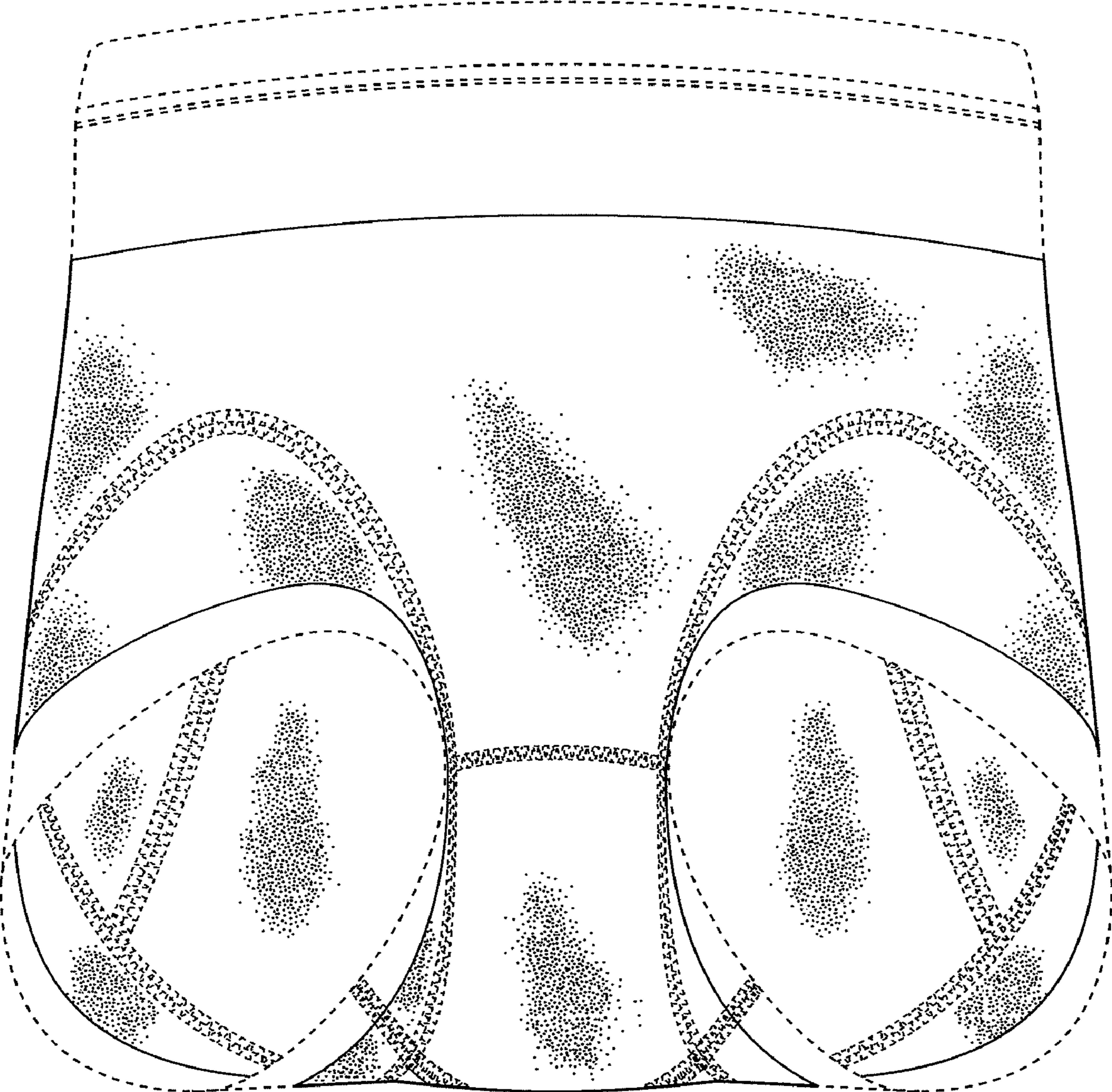


Fig. 3




Fig. 4

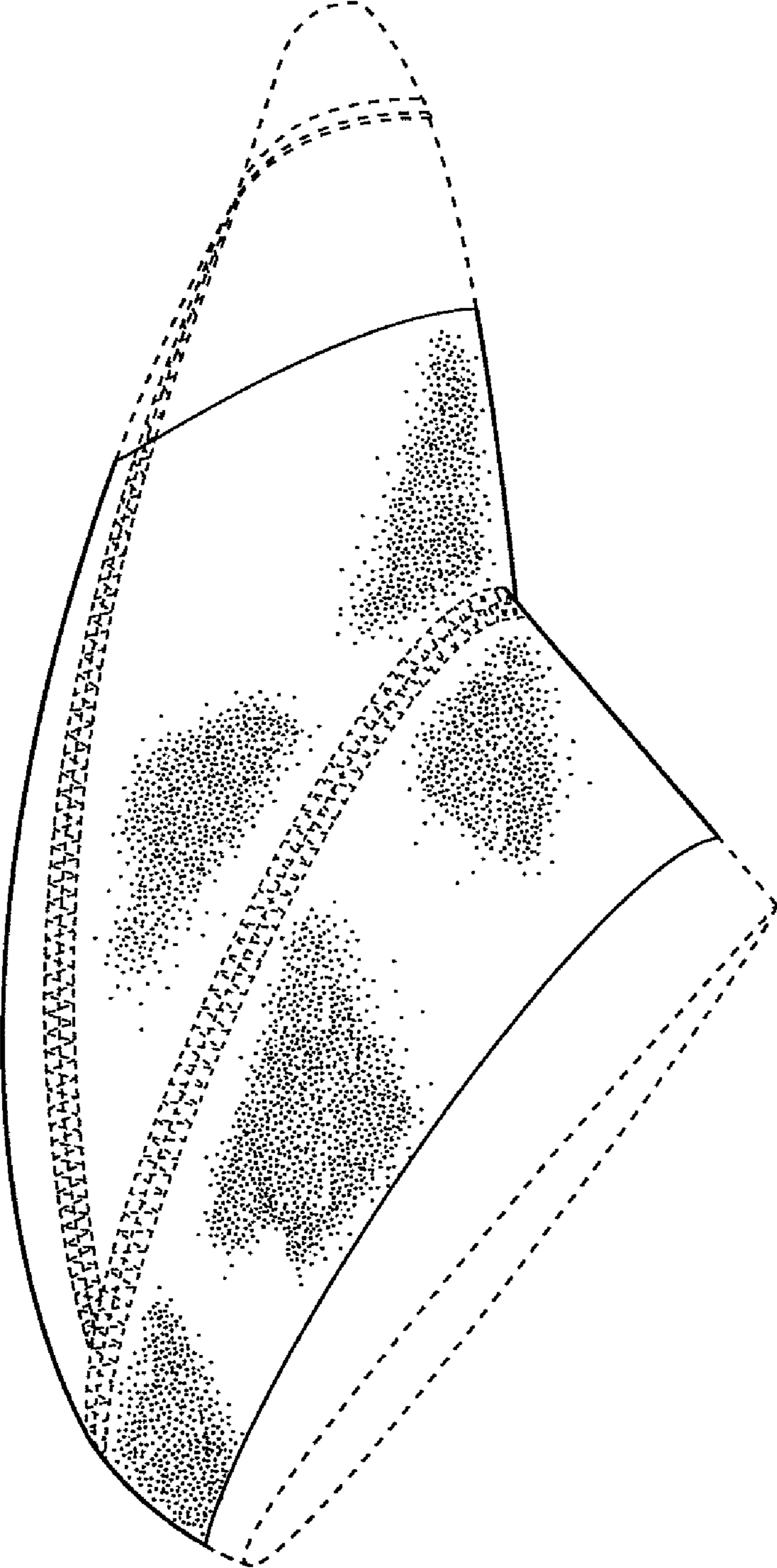


Fig. 5

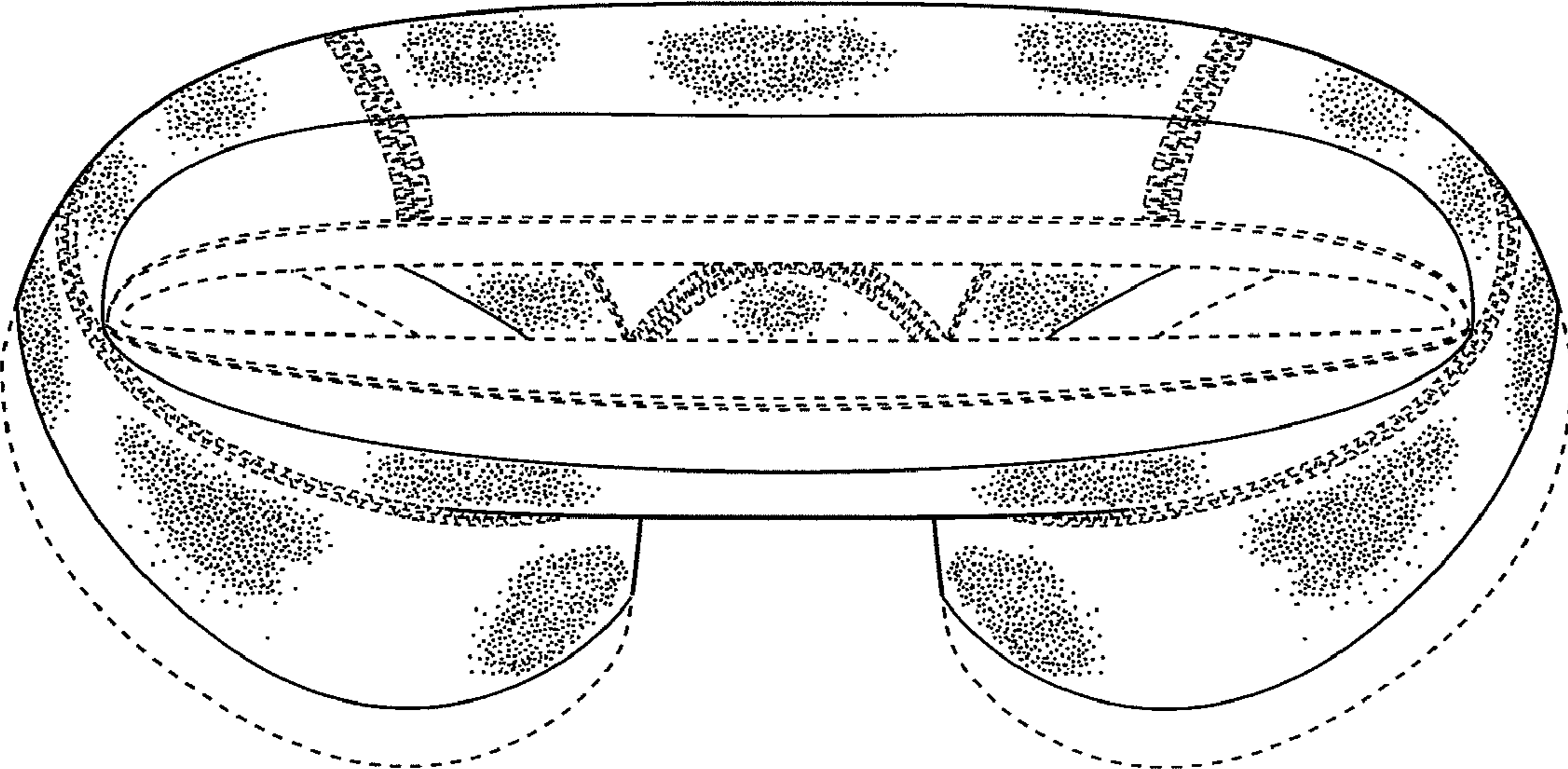


Fig. 6

