



US00D638178S

(12) **United States Design Patent**
Byrne

(10) **Patent No.:** **US D638,178 S**

(45) **Date of Patent:** **** May 17, 2011**

(54) **PET CHEW TOY**

(76) **Inventor:** **Charles A. Byrne**, Mammoth Lakes, CA (US)

(**) **Term:** **14 Years**

(21) **Appl. No.:** **29/333,856**

(22) **Filed:** **Mar. 16, 2009**

(51) **LOC (9) Cl.** **30-99**

(52) **U.S. Cl.** **D30/160**

(58) **Field of Classification Search** D30/160,
D30/119; D21/405-406; 119/702, 706-711
See application file for complete search history.

(56) **References Cited**

U.S. PATENT DOCUMENTS

D329,310	S	*	9/1992	O'Rourke	D30/160
D330,100	S	*	10/1992	O'Rourke	D30/160
5,392,734	A	*	2/1995	Laone et al.	119/710
D436,147	S	*	1/2001	Barnes	D21/624
D452,593	S	*	12/2001	Kaplan	D30/160
2009/0056641	A1	*	3/2009	Freeman	119/707

OTHER PUBLICATIONS

Care-A-Lot Pet Supply catalog; p. 102; #G-17" Tugger.*
Care-A-Lot Pet Supply catalog; p. 92; #B. Wonder Twin Tugs.*
Drs. Foster & Smith catalog; p. 112; #DK-5819 - DK-5821 - 22" /29"/32" Big Rope Toys.*
Drs. Foster & Smith catalog; p. 114; #DK-8548 - 17" Rope with tug and ball.*

* cited by examiner

Primary Examiner — Cathy A MacCormac

(74) *Attorney, Agent, or Firm* — Kelly Lowry & Kelley, LLP


(57) **CLAIM**

The ornamental design for a pet chew toy, as shown.

DESCRIPTION

FIG. 1 is front, top and left side perspective view of a pet chew toy embodying my new design;
FIG. 2 is a front elevational view thereof;
FIG. 3 is a rear elevational view thereof;
FIG. 4 is a right-side elevational view thereof;
FIG. 5 is a left-side elevational view thereof;
FIG. 6 is a top plan view thereof; and,
FIG. 7 is a bottom plan view thereof.

1 Claim, 3 Drawing Sheets



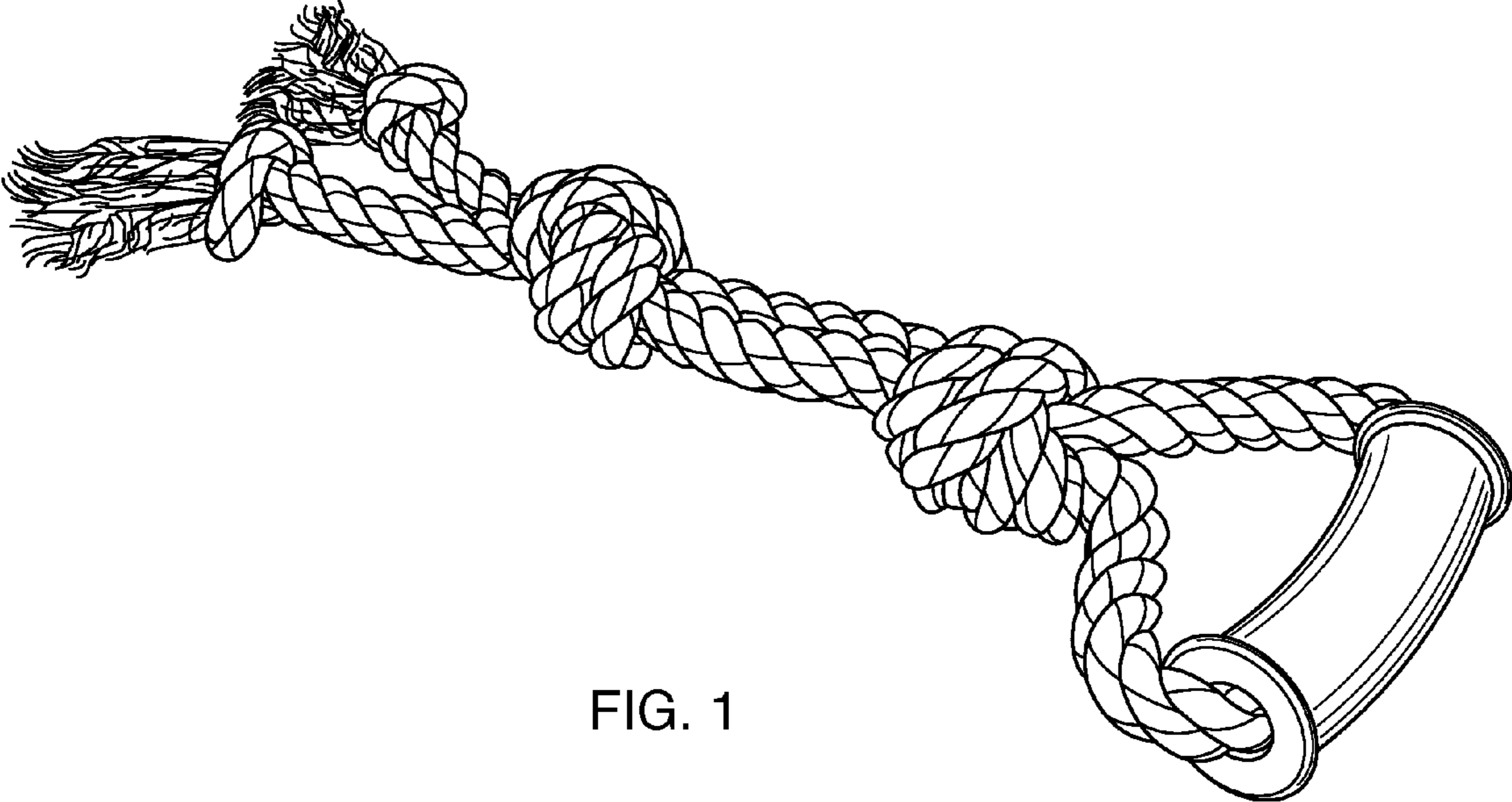


FIG. 1




FIG. 2




FIG. 3




FIG. 4




FIG. 5

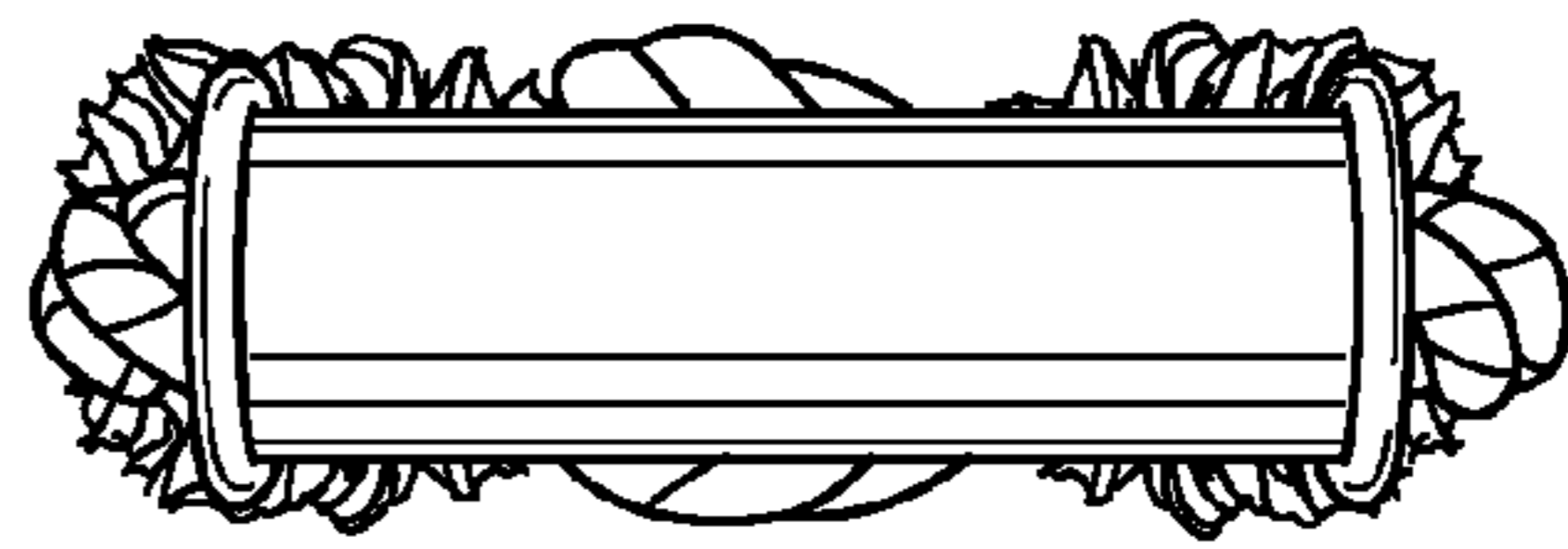


FIG. 6

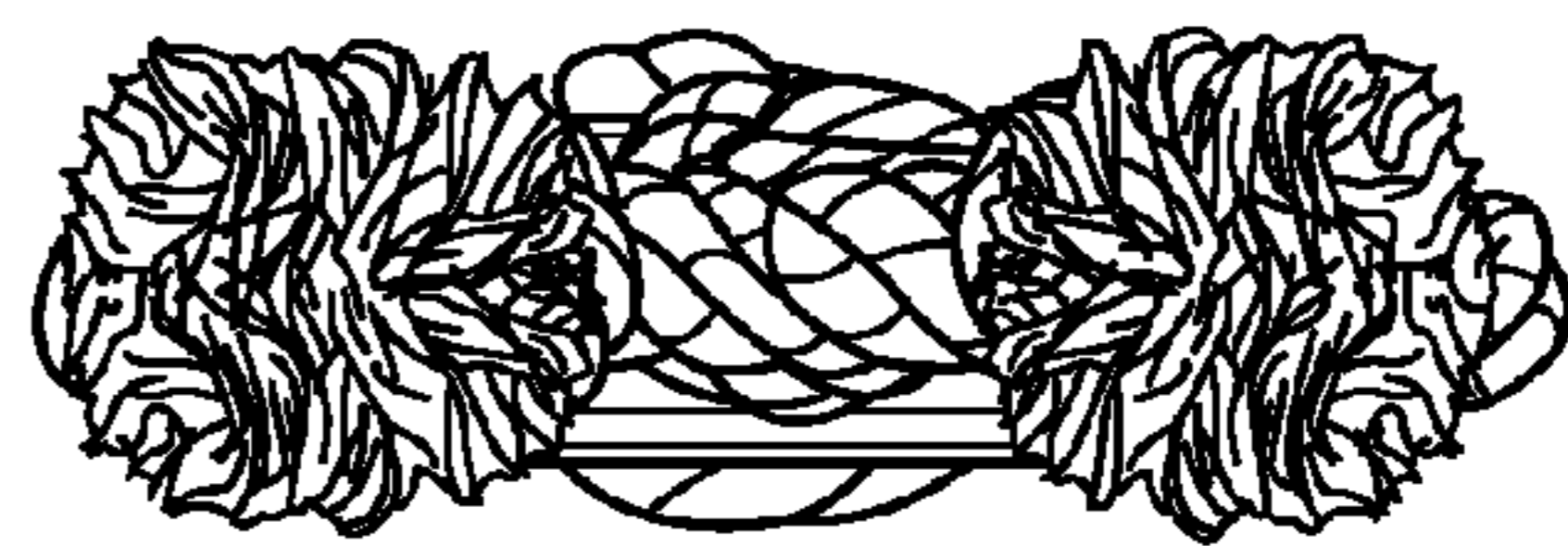


FIG. 7