



US00D638164S

(12) **United States Design Patent**  
**Tajima**

(10) **Patent No.:** **US D638,164 S**

(45) **Date of Patent:** **\*\* May 17, 2011**

(54) **MASK FOR FACE PACK**

(75) Inventor: **Kayoko Tajima**, Tokyo (JP)

(73) Assignee: **Shiseido Co., Ltd.**, Tokyo (JP)

(\*\*) Term: **14 Years**

(21) Appl. No.: **29/347,960**

(22) Filed: **Aug. 20, 2010**

(51) **LOC (9) Cl.** ..... **28-03**

(52) **U.S. Cl.** ..... **D28/9; D28/4**

(58) **Field of Classification Search** ..... D28/4,  
D28/7, 9, 10; D24/206–208, 189–191; D29/108,  
D29/110, 112; 132/319; 2/9, 173, 174, 423,  
2/424; 604/303; 606/204, 204.35, 204.45;  
607/96, 108, 109, 110; D21/659, 660; 128/857,  
128/858

See application file for complete search history.

(56) **References Cited**

U.S. PATENT DOCUMENTS

2,038,275	A *	4/1936	Fogg	.....	D24/206
2,635,175	A *	4/1953	Hodge	.....	D24/206
4,559,047	A *	12/1985	Kapralis et al.	.....	D24/189
D320,457	S *	10/1991	Dickinson	.....	D24/208
D332,310	S *	1/1993	Ahlen	.....	D24/208
D388,534	S *	12/1997	Uemura et al.	.....	D28/4
D392,742	S *	3/1998	Clark, Sr.	.....	D24/206

D423,712	S *	4/2000	Aoki et al.	.....	D28/4
D426,019	S *	5/2000	Aoki et al.	.....	D28/4
D487,942	S *	3/2004	Hiroi	.....	D28/4
D499,509	S *	12/2004	Hiroi	.....	D28/4
D544,146	S *	6/2007	Kawamata	.....	D28/4
D564,705	S *	3/2008	Ohnishi et al.	.....	D28/9
D570,541	S *	6/2008	Ohnishi et al.	.....	D28/9
D603,093	S *	10/2009	Khan et al.	.....	D28/7
D608,500	S *	1/2010	Lu et al.	.....	D28/9
7,707,655	B2 *	5/2010	Braunecker et al.	.....	607/109
7,774,858	B2 *	8/2010	Kayerod	.....	2/9
D630,376	S *	1/2011	Yamamoto	.....	D28/7

\* cited by examiner

*Primary Examiner* — David G Muller

(74) *Attorney, Agent, or Firm* — Manabu Kanesaka

(57) **CLAIM**

The ornamental design for a mask for face pack, as shown and described.

**DESCRIPTION**

FIG. 1 is a perspective view of a mask for face pack showing my new design;

FIG. 2 is a front view thereof, a rear view being the same as the front view;

FIG. 3 is a plan view thereof;

FIG. 4 is a bottom view thereof; and,

FIG. 5 is a right side view thereof, a left side view being the same as the right side view.

**1 Claim, 3 Drawing Sheets**

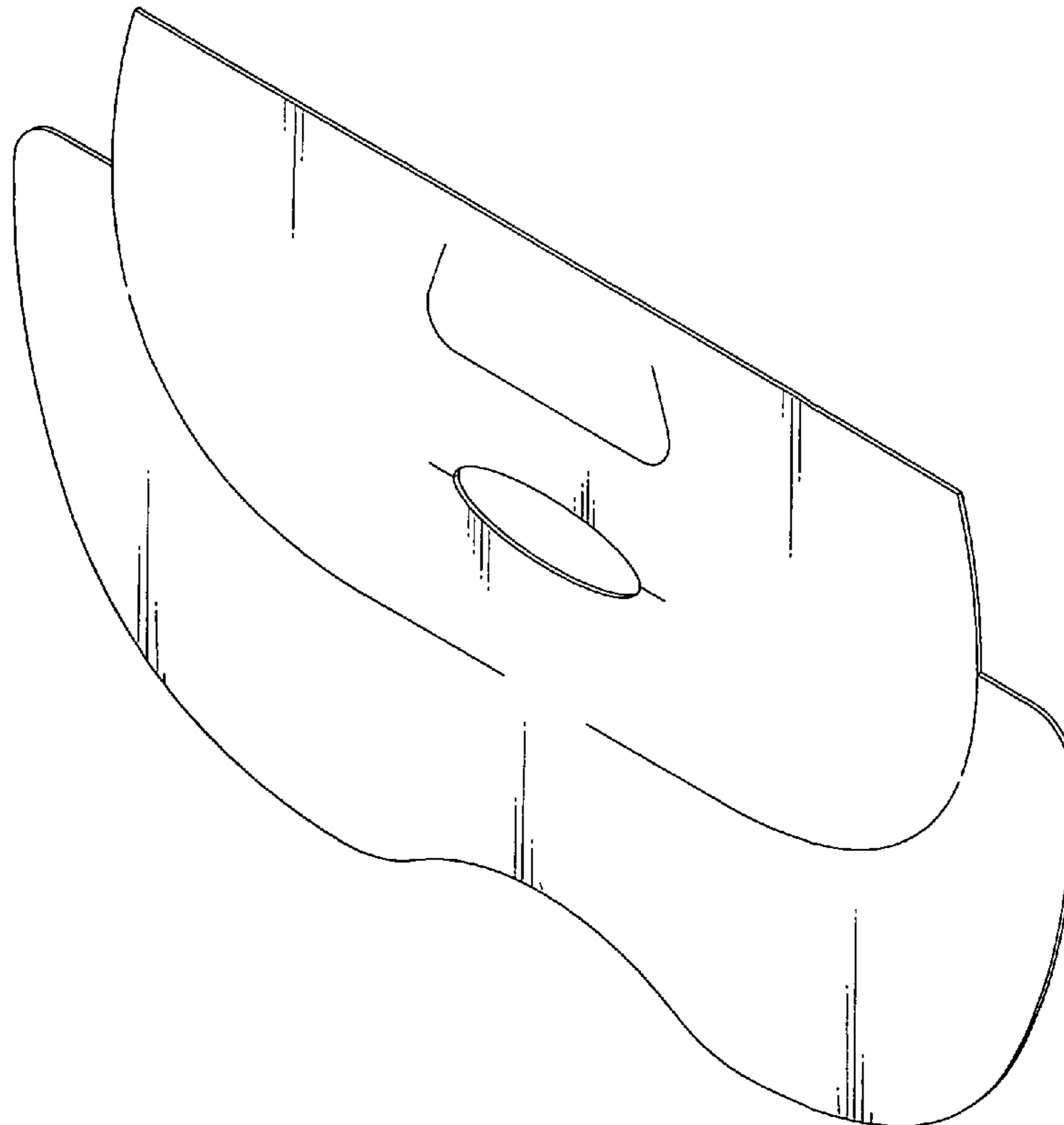


Fig. 1

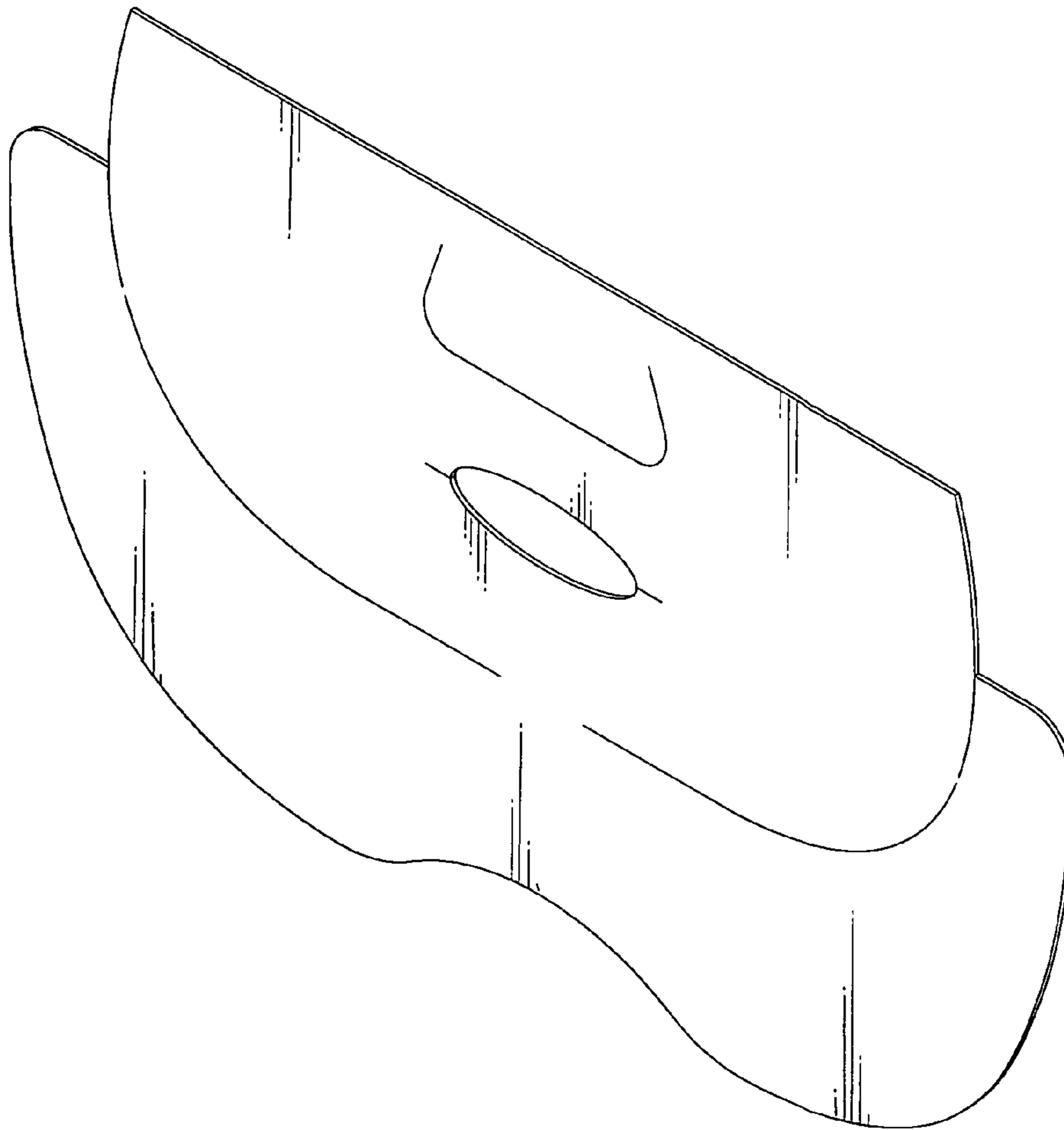


Fig. 2

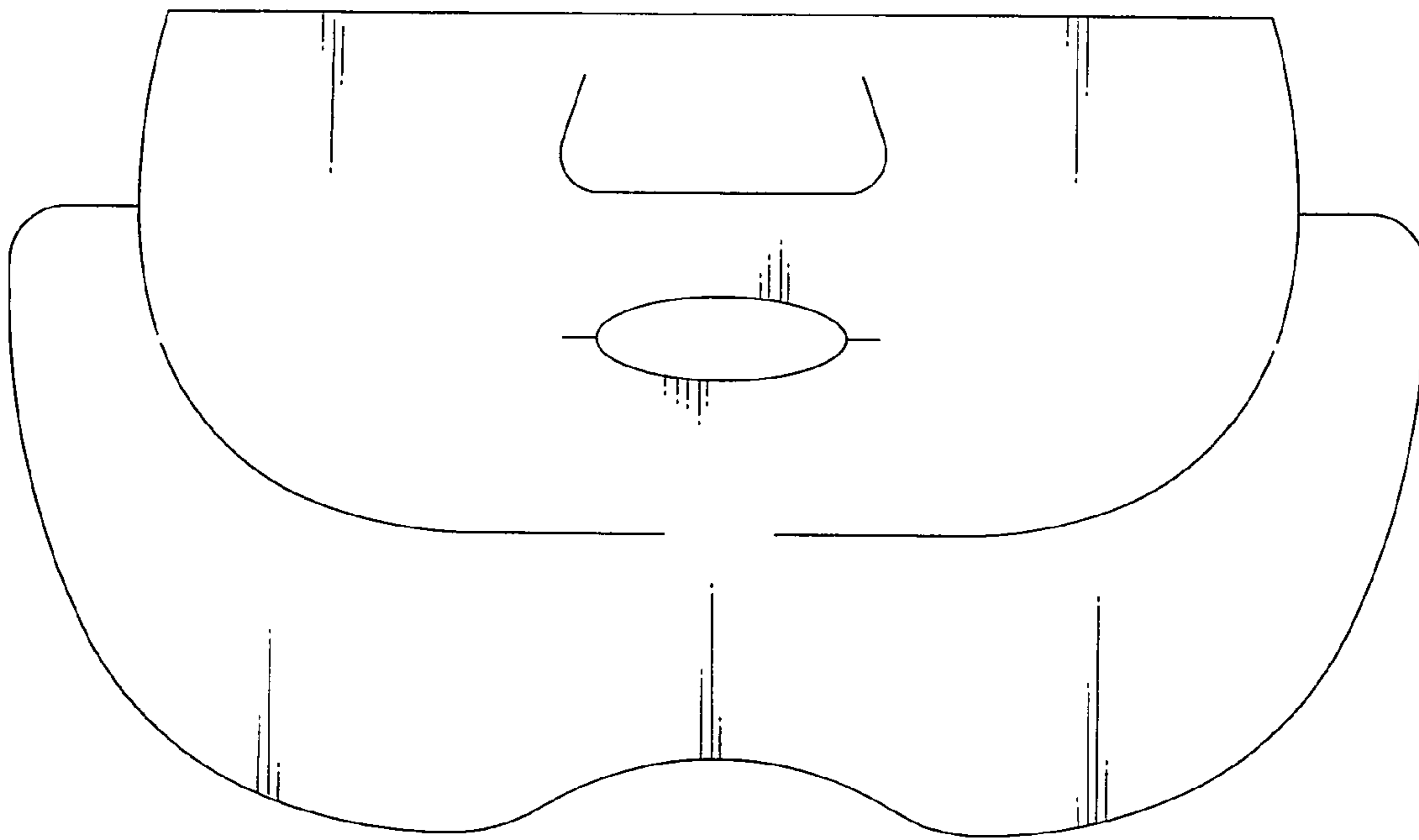


Fig. 3

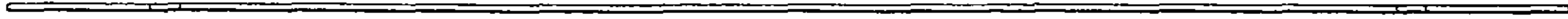


Fig. 4



Fig. 5

