



US00D638115S

(12) **United States Design Patent**
VanOtten Tolman

(10) **Patent No.:** **US D638,115 S**

(45) **Date of Patent:** **** *May 17, 2011**

(54) **CEILING FAN**

(75) **Inventor:** **Angela Lynn VanOtten Tolman**, Allen, TX (US)

(73) **Assignee:** **Craftmade International, Inc.**, Coppell, TX (US)

(**) **Term:** **14 Years**

(21) **Appl. No.:** **29/338,065**

(22) **Filed:** **Jun. 3, 2009**

(51) **LOC (9) Cl.** **23-04**

(52) **U.S. Cl.** **D23/377**

(58) **Field of Classification Search** D23/377,
D23/379, 385, 411, 413; 416/5; D26/59,
D26/72, 81-88

See application file for complete search history.

(56) **References Cited**

U.S. PATENT DOCUMENTS

D340,974 S	*	11/1993	Davis, Jr.	D23/413
D428,986 S		8/2000	Dye		
D430,931 S		9/2000	Dye		
D434,491 S		11/2000	Nourse		
D435,900 S		1/2001	Dye		
D437,075 S		1/2001	Chen		
D437,927 S		2/2001	Dye		
D465,841 S		11/2002	Dye		
D479,595 S		9/2003	Curtin		
D479,596 S		9/2003	Curtin		
D479,597 S		9/2003	Curtin		
D479,873 S		9/2003	Curtin		
D479,875 S		9/2003	Curtin		
D480,129 S		9/2003	Curtin		
D480,134 S		9/2003	Wilson		
D480,465 S		10/2003	Wilson		
D481,453 S		10/2003	Dye		
D481,789 S		11/2003	Dye		
D482,116 S		11/2003	Curtin		
D491,261 S		6/2004	Curtin		
D492,056 S		6/2004	Curtin		
D498,019 S		11/2004	Dye		
D499,829 S		12/2004	Curtin		

D500,879 S	1/2005	Curtin
D501,059 S	1/2005	Curtin
D501,948 S	2/2005	Curtin
D503,490 S	3/2005	Curtin
D503,824 S	4/2005	Curtin
D503,992 S	4/2005	Curtin
D503,995 S	4/2005	Curtin
D507,050 S	7/2005	Curtin
D508,125 S	8/2005	Curtin
D508,126 S	8/2005	Curtin
D508,991 S	8/2005	Young
D511,000 S	10/2005	Young
6,968,953 B2	11/2005	Humphrey

(Continued)

OTHER PUBLICATIONS

Co-pending U.S. Appl. No. 29/334,413, filed Mar. 26, 2009 titled "Ceiling Fan Blade Iron".

(Continued)

Primary Examiner — Lisa P Lichtenstein

(74) *Attorney, Agent, or Firm* — Bracewell & Giuliani LLP

(57)

CLAIM


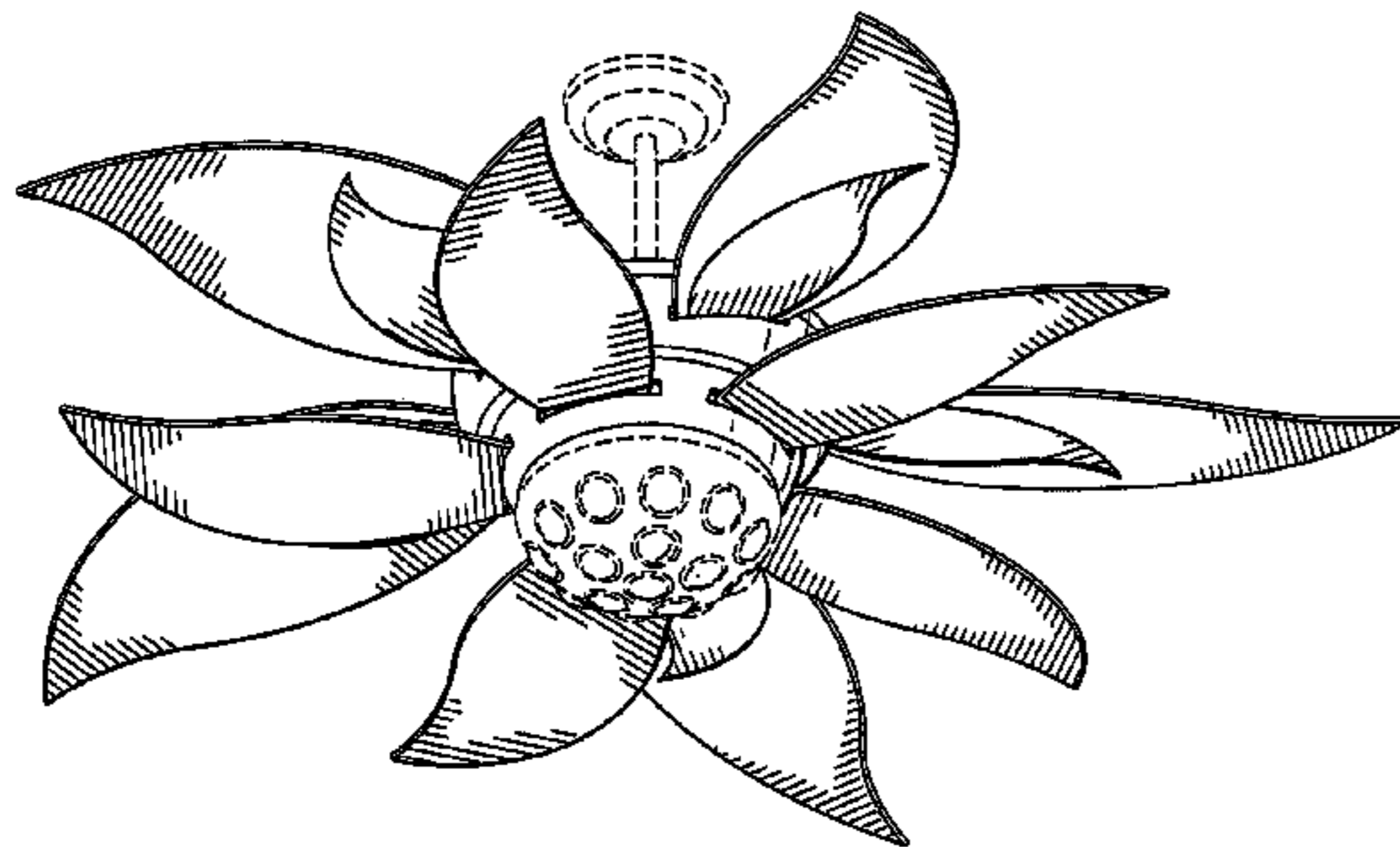
The ornamental design for a ceiling fan, as shown and described.

DESCRIPTION

FIG. 1 is a perspective view of the ceiling fan showing my new design;
FIG. 2 is a top plan view thereof;
FIG. 3 is a bottom plan view thereof;
FIG. 4 is a front elevational view thereof;
FIG. 5 is a rear elevational view thereof;
FIG. 6 is a right side elevational view thereof; and,
FIG. 7 is a left side elevational view thereof.

The broken line showing of the ceiling fan canopy, support pole and light fixture is included for the purpose of illustrating environmental structure and forms no part of the claimed design.

1 Claim, 5 Drawing Sheets



US D638,115 S

Page 2

U.S. PATENT DOCUMENTS

D514,242 S 1/2006 Curtin
D514,243 S 1/2006 Curtin
D514,244 S 1/2006 Curtin
D514,694 S 2/2006 Young
D515,686 S 2/2006 Young
D522,131 S 5/2006 Dye
D522,132 S 5/2006 Dye
D522,644 S 6/2006 Curtin
D523,949 S 6/2006 Curtin
D527,092 S 8/2006 Dye
D528,198 S 9/2006 Dye
D528,647 S 9/2006 Dye
D530,004 S 10/2006 Curtin
D532,101 S 11/2006 Curtin
D532,106 S 11/2006 Curtin
D536,438 S 2/2007 Curtin
D544,132 S 6/2007 Curtin
D548,874 S 8/2007 Curtin
D549,381 S 8/2007 Curtin
D551,382 S 9/2007 Curtin
D553,285 S 10/2007 Curtin
D553,785 S 10/2007 Dye
D553,786 S 10/2007 Dye
D556,318 S 11/2007 Curtin
D556,887 S 12/2007 Curtin
D556,888 S 12/2007 Curtin
D556,889 S 12/2007 Curtin
D556,890 S 12/2007 Brookins
D556,891 S 12/2007 Brookins
D556,944 S 12/2007 Brookins
D557,400 S 12/2007 Curtin
D557,793 S 12/2007 Curtin
D557,794 S 12/2007 Curtin
D563,033 S 2/2008 Brookins
D563,034 S 2/2008 Curtin
D563,592 S 3/2008 Brookins
D567,357 S 4/2008 Curtin
D567,358 S 4/2008 Curtin
D567,359 S 4/2008 Teiber
D567,360 S 4/2008 Curtin
D571,909 S 6/2008 Curtin

D573,246 S 7/2008 Teiber
D584,397 S 1/2009 Curtin
D585,974 S 2/2009 Curtin
D598,090 S * 8/2009 Pittman et al. D23/377
2005/0249598 A1 11/2005 Young

OTHER PUBLICATIONS

Co-pending U.S. Appl. No. 29/334,426, filed Mar. 26, 2009 titled "Light Fixture".
Co-pending U.S. Appl. No. 29/334,316, filed Mar. 24, 2009 titled "Ceiling Fan Housing".
Co-pending U.S. Appl. No. 29/334,309, filed Mar. 24, 2009 titled "Ceiling Fan Blade Iron".
Co-pending U.S. Appl. No. 29/334,304, filed Mar. 24, 2009 titled "Ceiling Fan Housing".
Co-pending U.S. Appl. No. 29/334,299, filed Mar. 24, 2009 titled "Ceiling Fan Blade Iron".
Co-pending U.S. Appl. No. 29/334,297, filed Mar. 24, 2009 titled "Combination Ceiling Fan Housing and Blade Irons".
Co-pending U.S. Appl. No. 29/334,291, filed Mar. 24, 2009 titled "Ceiling Fan Blade Iron".
Co-pending U.S. Appl. No. 29/334,284, filed Mar. 24, 2009 titled "Ceiling Fan Housing".
Co-pending U.S. Appl. No. 29/334,283, filed Mar. 24, 2009 titled "Ceiling Fan Housing".
Co-pending U.S. Appl. No. 29/334,279, filed Mar. 24, 2009 titled "Ceiling Fan Blade Iron".
Co-pending U.S. Appl. No. 29/334,236, filed Mar. 23, 2009 titled "Ceiling Fan Housing".
Co-pending U.S. Appl. No. 29/263,485, filed Jul. 24, 2006 titled "Fixture Support Member".
Co-pending U.S. Appl. No. 12/004,725, filed Dec. 21, 2007 titled "Light Fixture and Sleeve Candlestick Adapter".
Co-pending U.S. Appl. No. 11/472,154, filed Jun. 21, 2006 titled "Fixture Support Member Assembly".
Co-pending U.S. Appl. No. 29/334,430, filed Mar. 26, 2009 titled "Ceiling Fan Housing".

* cited by examiner

FIG. 1

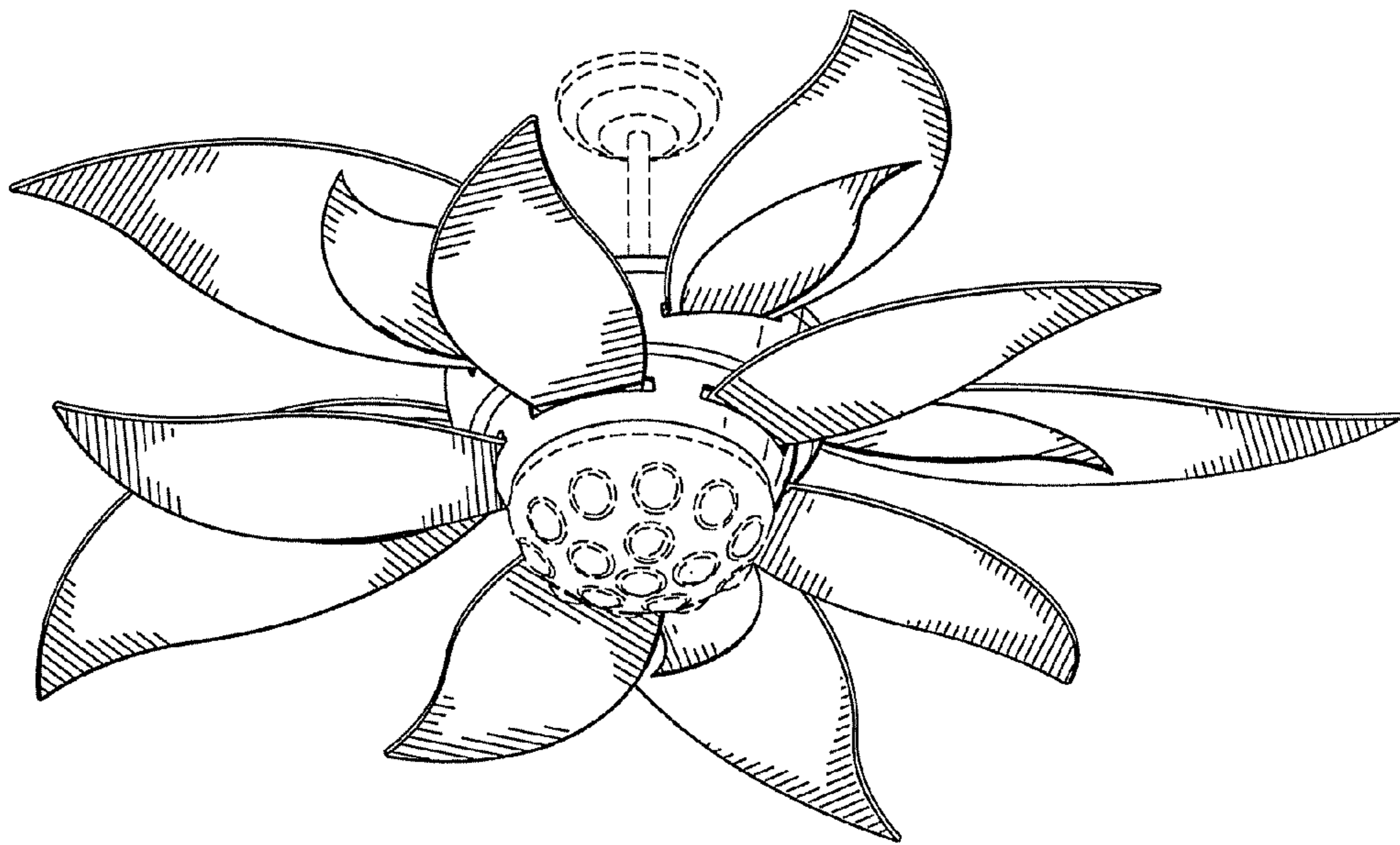


FIG. 2




FIG. 3




FIG. 4

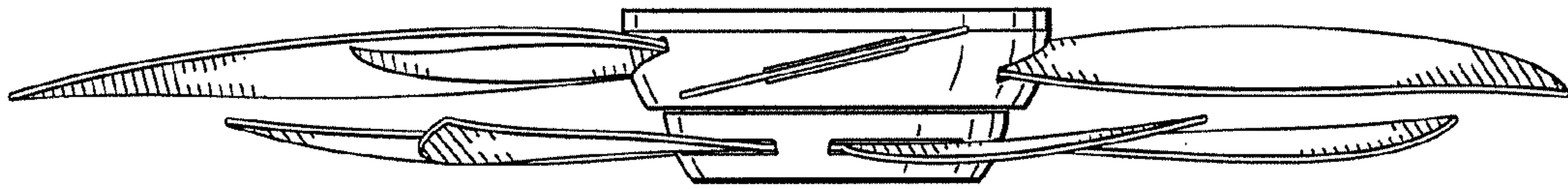


FIG. 5

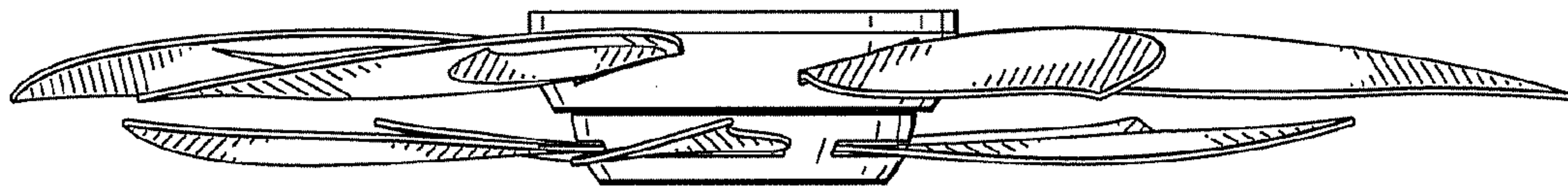


FIG. 6

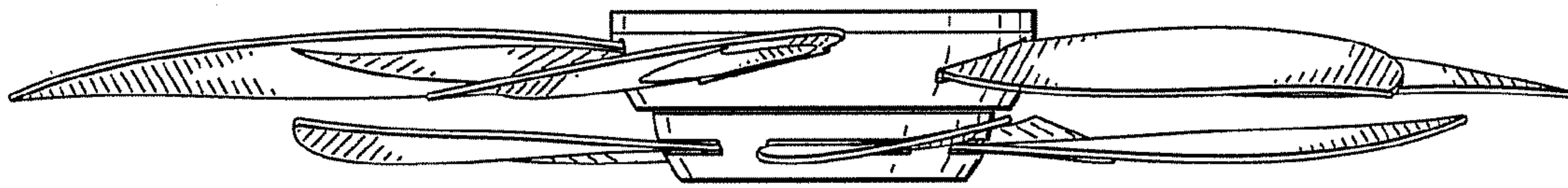


FIG. 7

