



US00D638109S

(12) **United States Design Patent**
Hyde

(10) **Patent No.:** **US D638,109 S**

(45) **Date of Patent:** **** May 17, 2011**

(54) **TOILET SEAT COVER**

(76) Inventor: **Debbie Hyde**, Fort Worth, TX (US)

(**) Term: **14 Years**

(21) Appl. No.: **29/365,033**

(22) Filed: **Jul. 1, 2010**

(51) **LOC (9) Cl.** **23-02**

(52) **U.S. Cl.** **D23/311**

(58) **Field of Classification Search** D23/311,
D23/303, 309; 4/248.1–245.2, 245.8
See application file for complete search history.

(56) **References Cited**

U.S. PATENT DOCUMENTS

D209,272 S *	11/1967	Tate	D23/312
D342,859 S *	1/1994	Garcia	D23/312
D435,091 S *	12/2000	Miller	D23/311
D473,295 S *	4/2003	Reid	D23/311
D520,618 S *	5/2006	Morgan et al.	D23/312

* cited by examiner

Primary Examiner — Robert Delehanty

(74) *Attorney, Agent, or Firm* — Harper Law Group; Scott L. Harper

(57) **CLAIM**

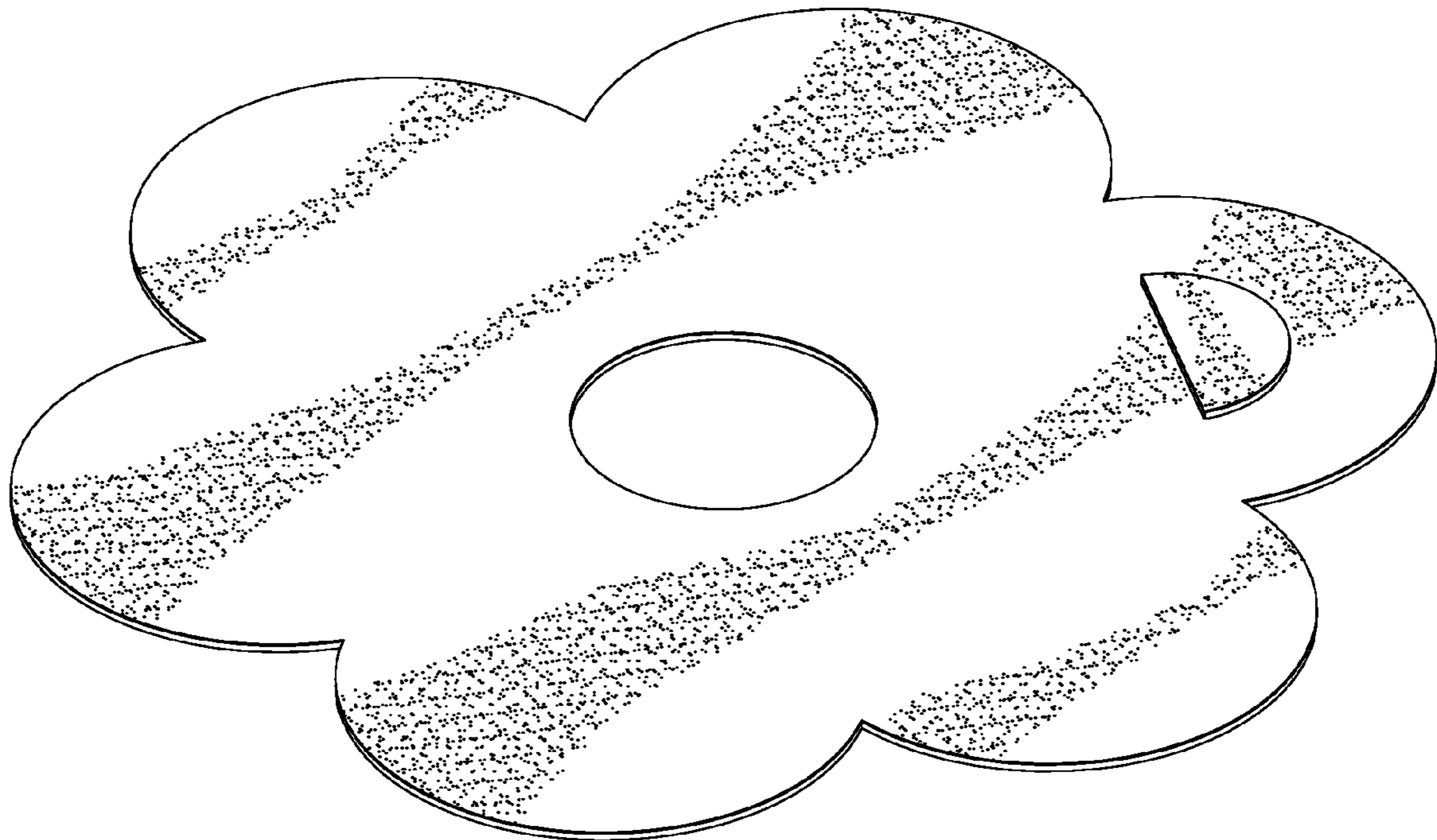
The ornamental design for a toilet seat cover, as shown and described.

DESCRIPTION

FIG. 1 is a front perspective view of the toilet seat cover of the present invention;
FIG. 2 is a top elevational view of the toilet seat cover of the present invention;
FIG. 3 is a bottom elevational view of the toilet seat cover of the present invention;
FIG. 4 is a left side plan view of the toilet seat cover of the present invention;
FIG. 5 is a right side plan view of the toilet seat cover of the present invention;
FIG. 6 is a bottom plan view of the toilet seat cover of the present invention; and,
FIG. 7 is a top plan view of the toilet seat cover of the present invention.

The broken lines showing adhesive strips for applying the cover to a toilet seat are for illustrative purposes only and form no part of the claimed design.

1 Claim, 4 Drawing Sheets



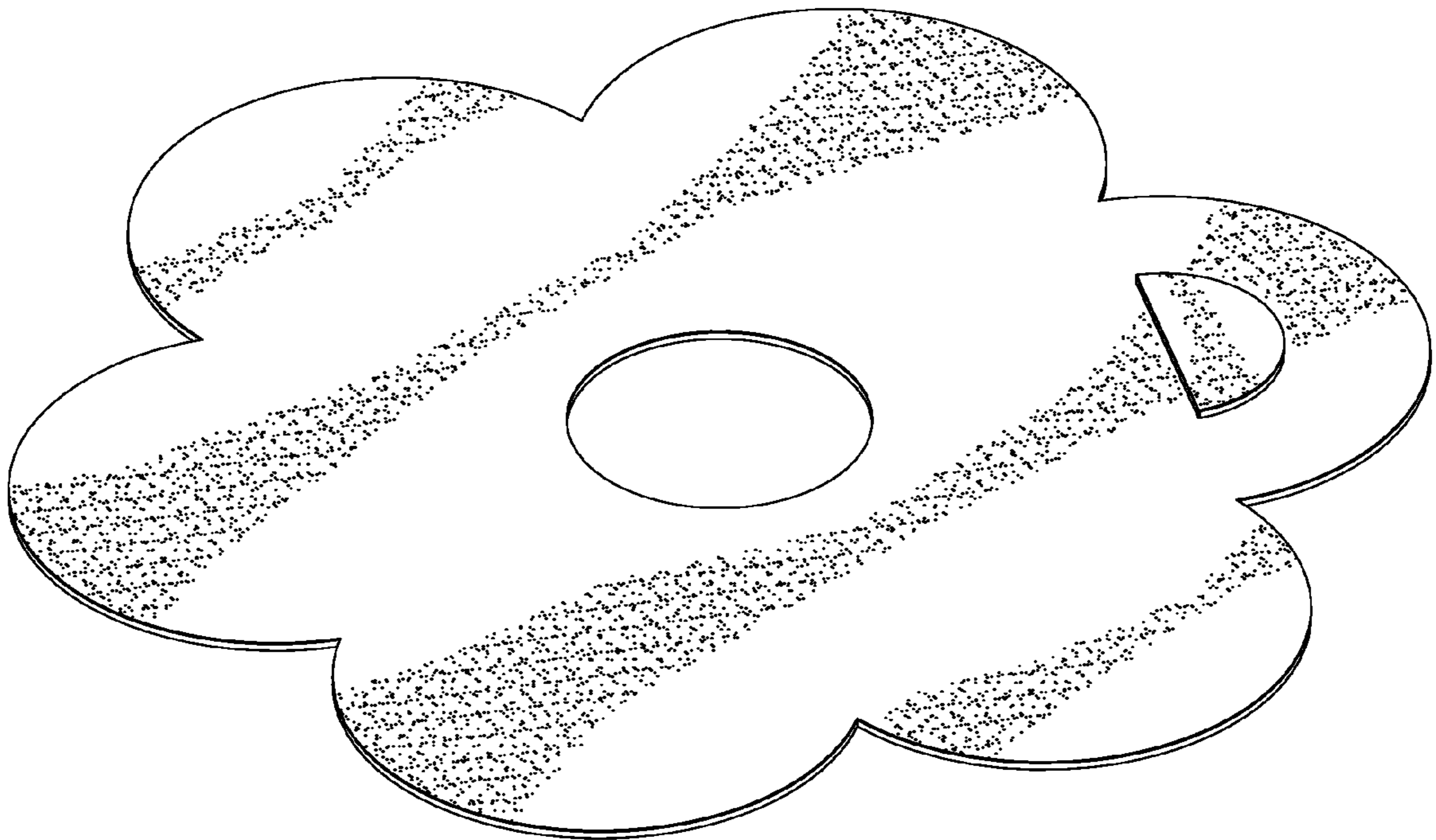


FIG. 1




FIG. 2

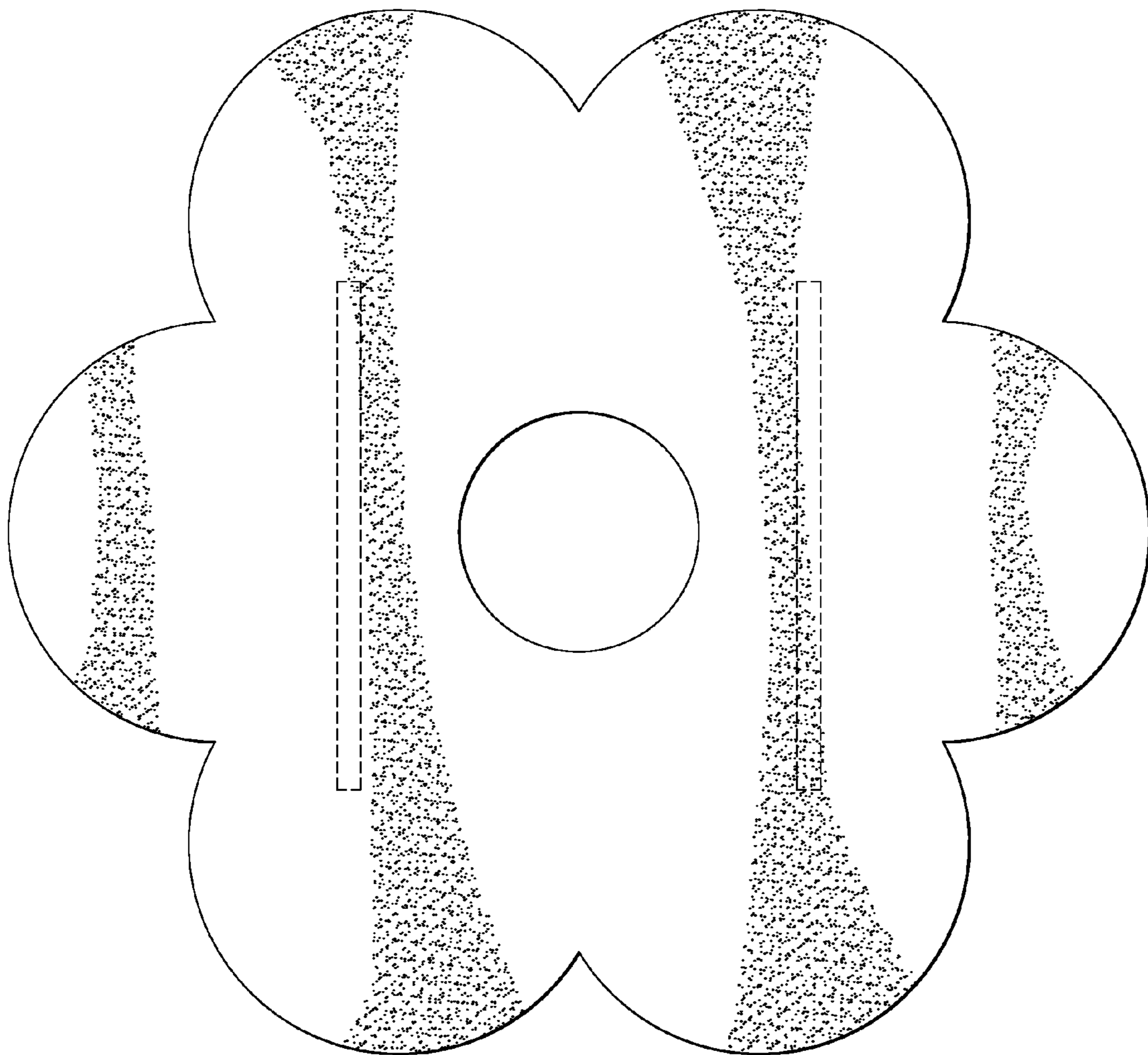


FIG. 3

HDEHY.00100

4/4



FIG. 4

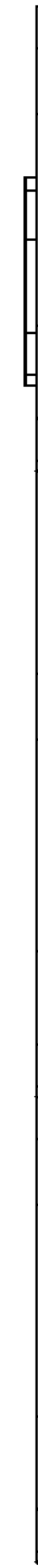


FIG. 5

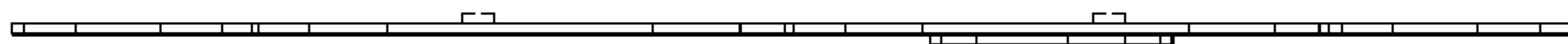


FIG. 6

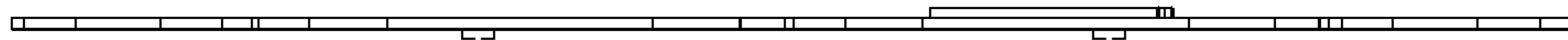


FIG. 7