



US00D638088S

(12) **United States Design Patent**
Hawthorne et al.

(10) **Patent No.:** **US D638,088 S**

(45) **Date of Patent:** **** May 17, 2011**

(54) **ADAPTOR FOR RIFLE FIRED BULLET TRAP
GRENADES**

6,688,032 B1 * 2/2004 Gonzalez et al. 42/105
2007/0234624 A1 * 10/2007 Brunn 42/105
2007/0234625 A1 * 10/2007 Kidd 42/111

(75) Inventors: **Anthony Hawthorne**, Vernon, NJ (US);
Kenneth R. Jones, Wayne, NJ (US);
Richard A. Beckman, Randolph, NJ
(US)

FOREIGN PATENT DOCUMENTS

EP 70612 A2 * 1/1983

* cited by examiner

(73) Assignee: **The United States of America as
represented by the Secretary of the
Army**, Washington, DC (US)

Primary Examiner — T. Chase Nelson

Assistant Examiner — Michael A Pratt

(74) *Attorney, Agent, or Firm* — Henry S. Goldfine

(**) Term: **14 Years**

(57) **CLAIM**

The ornamental design for an adaptor for rifle fired bullet trap
grenades, as shown and described.

(21) Appl. No.: **29/355,207**

DESCRIPTION

(22) Filed: **Feb. 4, 2010**

The invention described and claimed herein may be manu-
factured, used, and licensed by or for the U.S. Government for
U.S. Government purposes.

(51) **LOC (9) Cl.** **22-01**

(52) **U.S. Cl.** **D22/108**

(58) **Field of Classification Search** D22/108,
D22/115, 116, 199; 89/1.3, 130; 102/485,
102/504; 42/79

FIG. 1 is a perspective view of an adaptor for rifle fired bullet
trap grenades of our new design.

FIG. 2 is a rear elevation view thereof;

FIG. 3 is a front elevation view thereof;

FIG. 4. Is a side plan view thereof, the other side plan view
being a mirror image thereof;

FIG. 5 is a top plan view thereof; and,

FIG. 6 is a bottom plan view thereof.

Parts of the subject design in FIGS. 1, 2, and 3, are shown in
broken lines for illustrative purposes only and form no part of
the claimed design.

See application file for complete search history.

(56) **References Cited**

U.S. PATENT DOCUMENTS

2,807,112 A * 9/1957 Garand 42/105
3,782,021 A * 1/1974 Atchisson 42/105
3,938,262 A * 2/1976 Dye et al. 434/21
5,811,713 A * 9/1998 Gudgel 89/1.34
5,909,002 A * 6/1999 Atchisson 89/130

1 Claim, 5 Drawing Sheets

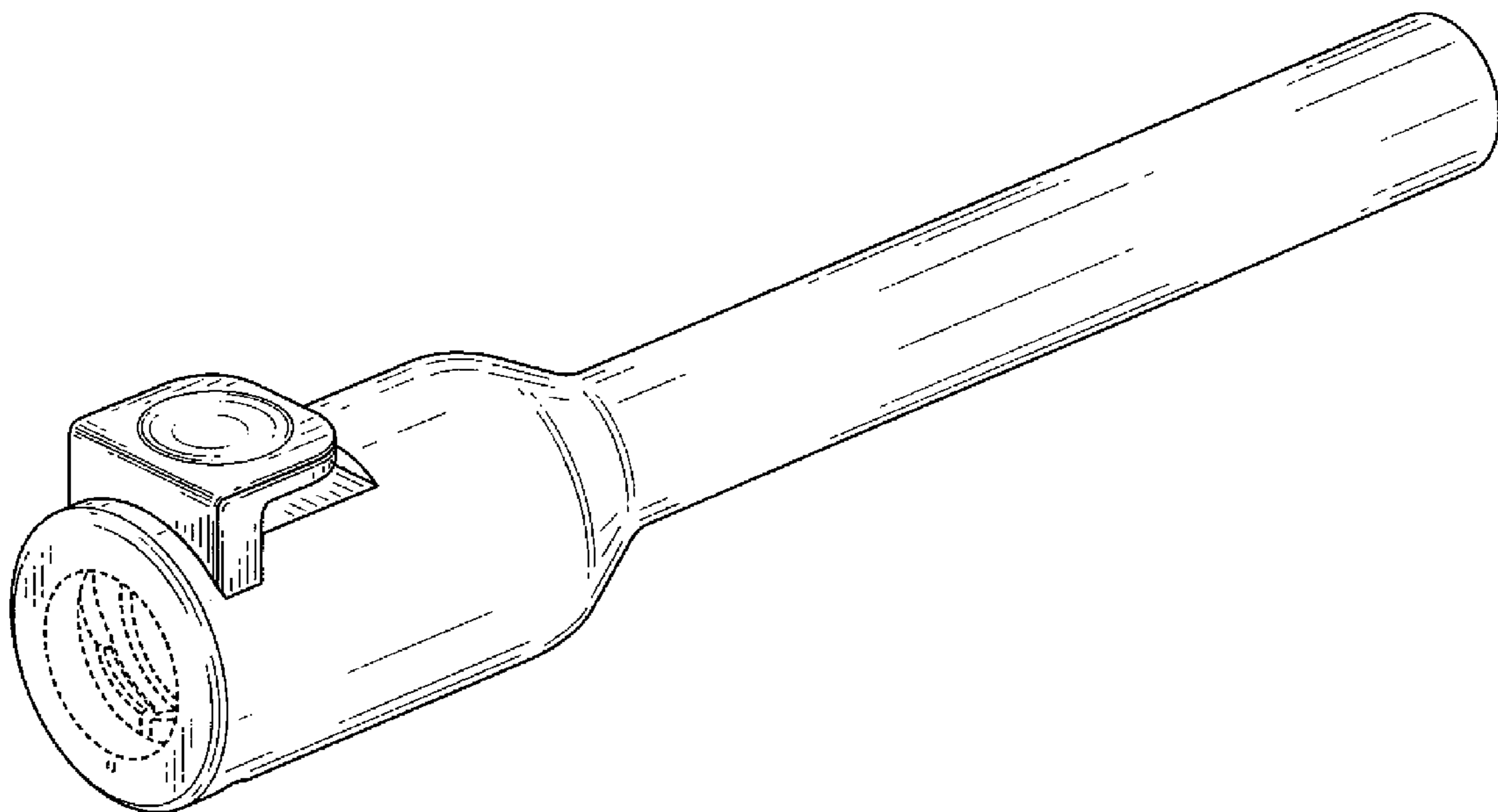




FIG. 1

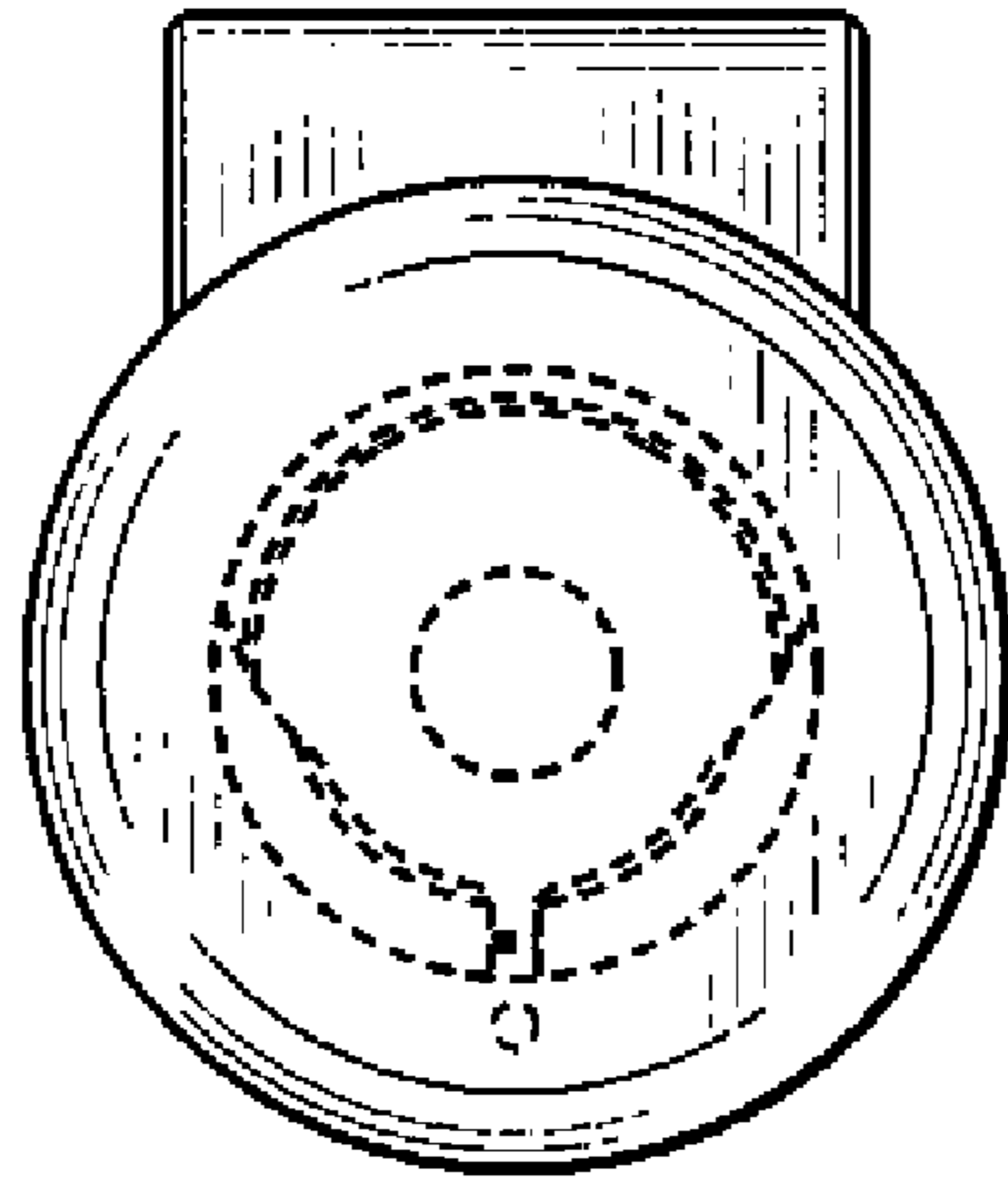


FIG. 2

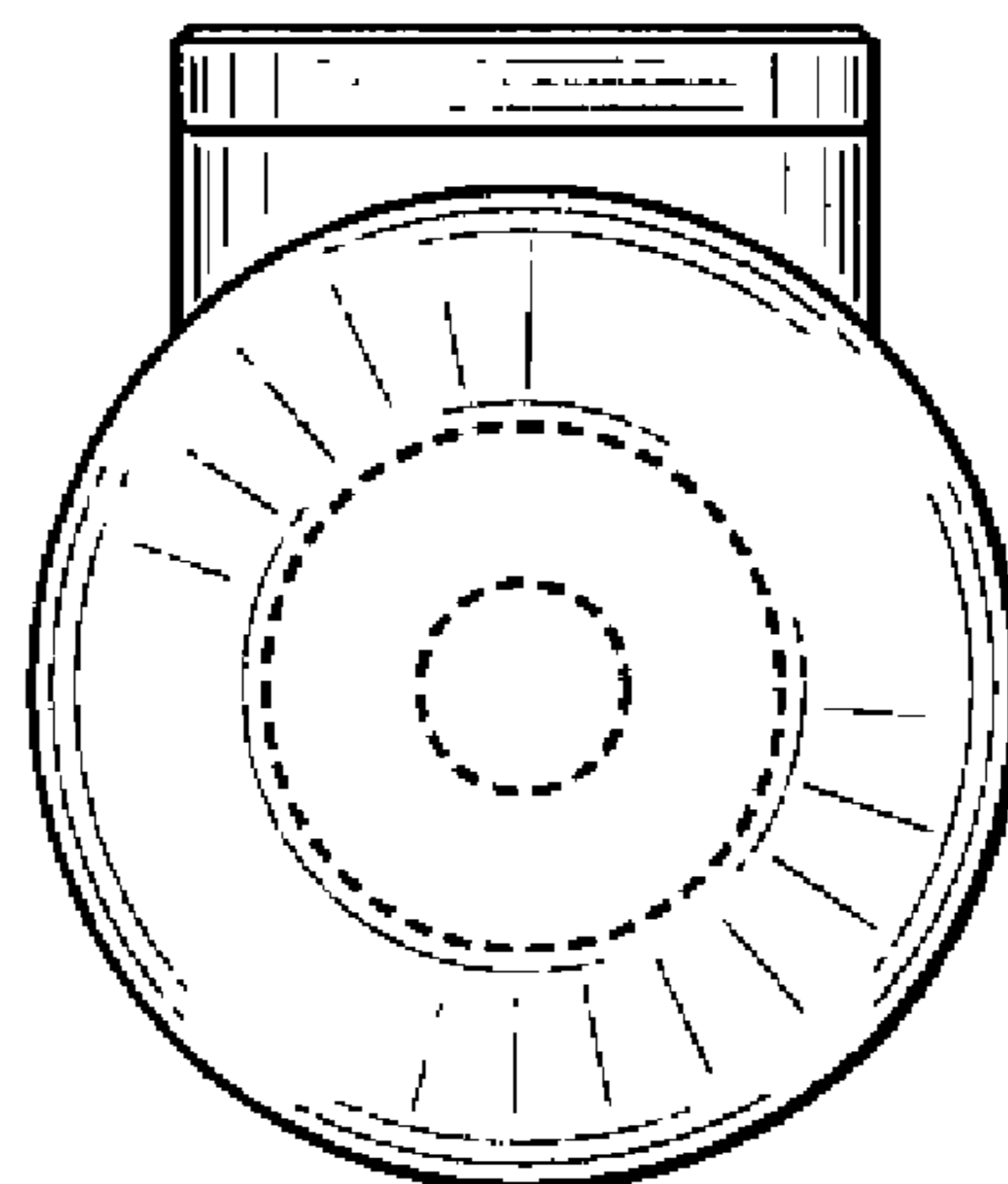


FIG. 3



FIG. 4

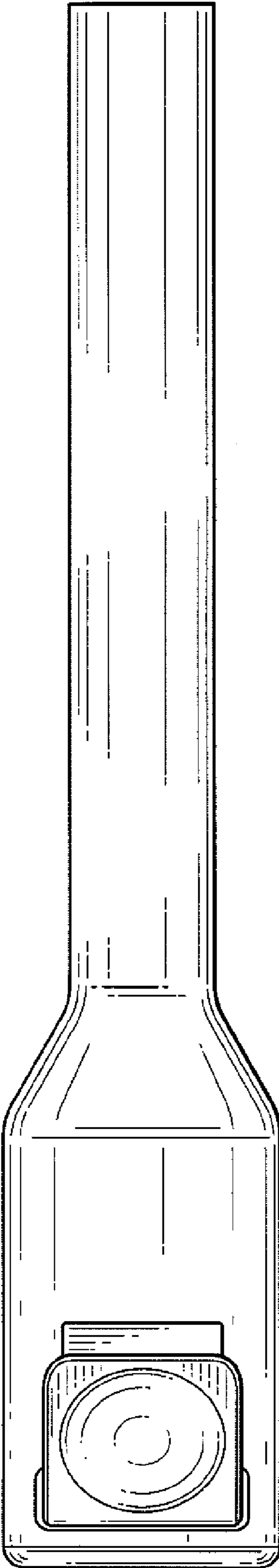


FIG. 5

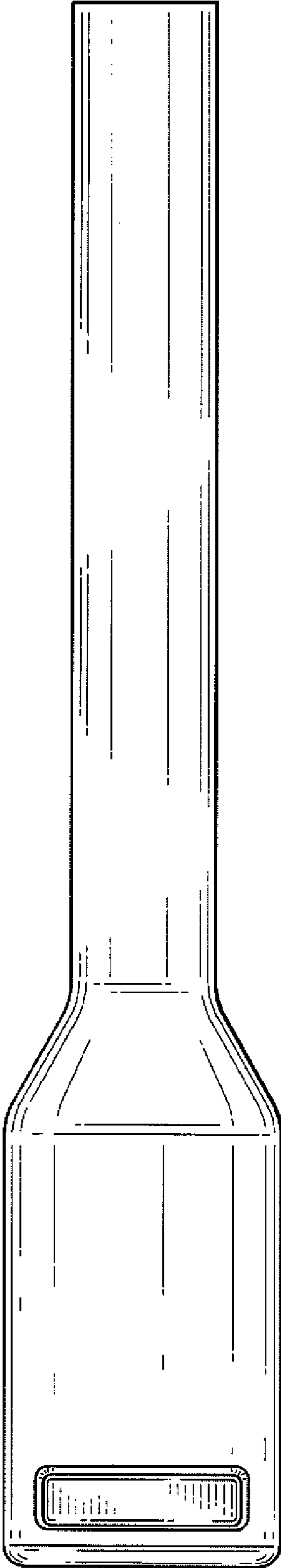


FIG. 6