



US00D638078S

(12) **United States Design Patent**
Gilmartin et al.

(10) **Patent No.:** **US D638,078 S**

(45) **Date of Patent:** **** May 17, 2011**

(54) **SPORTS BALL WITH SURFACE INDICIA**

(75) Inventors: **Majken Gilmartin**, Copenhagen (DK);
Karina Riis, Copenhagen (DK)

(73) Assignee: **Sensational Street Soccer ApS**,
Copenhagen (DK)

(**) Term: **14 Years**

(21) Appl. No.: **29/347,734**

(22) Filed: **Apr. 29, 2010**

(30) **Foreign Application Priority Data**

Oct. 29, 2009 (EM) 001630146-0001

(51) **LOC (9) Cl.** **21-02**

(52) **U.S. Cl.** **D21/714; D21/713**

(58) **Field of Classification Search** **D21/707-714;**
473/569-614; 40/327

See application file for complete search history.

(56) **References Cited**

U.S. PATENT DOCUMENTS

1,436,028	A *	11/1922	Flemming	40/327
1,789,333	A *	1/1931	Da Costa	473/571
D141,546	S *	6/1945	Glass	D21/714
2,504,650	A *	4/1950	Chessrown	434/172
4,546,975	A *	10/1985	Nims	473/447
5,439,224	A *	8/1995	Bertoncino	473/153
D370,705	S *	6/1996	Cullen, III	D21/709
5,571,019	A *	11/1996	Wilson	434/207
D382,611	S *	8/1997	Lai	D21/713
D483,424	S *	12/2003	Lowinger	D21/713
7,041,015	B2 *	5/2006	Sowers	473/422

D531,240	S *	10/2006	Geisendorfer	D21/713
D595,367	S *	6/2009	Katzke	D21/714
2005/0119071	A1 *	6/2005	Carbonero	473/422

FOREIGN PATENT DOCUMENTS

DE	40505476	*	10/2006
EM	000335278-0001	*	6/2005
EM	000634019-0001	*	1/2007
JP	D1247360	*	8/2005

OTHER PUBLICATIONS

Brochure entitled: New Colorful 1965 Barr Pla-Balls are Fun: p. 6: "The Comet" ; p. 10: "The Star".*

Ball shown on webpage: <http://web.archive.org/web/20030802104642/http://www.hometurfshop.com/S150C+Flag.jpg>
display date: Aug. 2, 2003.*

* cited by examiner

Primary Examiner — Catherine Tuttle

(74) *Attorney, Agent, or Firm* — Edell, Shapiro & Finnan, LLC

(57) **CLAIM**

The ornamental design for a sports ball with surface indicia, as shown and described.

DESCRIPTION

FIG. 1 is a front perspective view of the sports ball with surface indicia showing our new design; FIG. 2 is a top perspective view thereof; FIG. 3 is a bottom perspective view thereof; FIG. 4 is a right side perspective view thereof; FIG. 5 is a rear perspective view thereof; and, FIG. 6 is a left side perspective view thereof.

1 Claim, 6 Drawing Sheets







FIG.1



FIG.2



FIG.3




FIG.4




FIG. 5




FIG.6