



US00D638076S

(12) **United States Design Patent**
Minter

(10) **Patent No.:** **US D638,076 S**

(45) **Date of Patent:** **** May 17, 2011**

(54) **EXERCISE APPARATUS**

(75) Inventor: **Mark Clive Minter**, London (GB)

(73) Assignee: **Power Plate North America, Inc.**,
Irvine, CA (US)

(**) Term: **14 Years**

(21) Appl. No.: **29/343,416**

(22) Filed: **Sep. 11, 2009**

D586,867 S *	2/2009	Wu	D21/662
D591,366 S *	4/2009	Decommer	D21/662
D599,862 S *	9/2009	Decommer	D21/662
D601,211 S *	9/2009	Wu	D21/686
D602,540 S *	10/2009	Minter	D21/662
2005/0131319 A1	6/2005	Van Der Meer		
2007/0213179 A1*	9/2007	Trandafir	482/51
2007/0239088 A1*	10/2007	Wu	601/49
2008/0275373 A1*	11/2008	van der Meer	601/49
2008/0281239 A1*	11/2008	Tamminga	601/49
2009/0247914 A1*	10/2009	Shen et al.	601/49
2009/0264801 A1*	10/2009	Van der Meer	601/70

* cited by examiner

Related U.S. Application Data

(63) Continuation of application No. 29/306,718, filed on
Apr. 15, 2008, now Pat. No. Des. 602,540.

(51) **LOC (9) Cl.** **21-02**

(52) **U.S. Cl.** **D21/662**

(58) **Field of Classification Search** D21/662,
D21/668, 671, 686, 688, 689; D24/200,
D24/215; 601/23, 49, 51, 66, 70, 90; 482/27,
482/51, 145, 146, 91

See application file for complete search history.

(56) **References Cited**

U.S. PATENT DOCUMENTS

D480,439 S *	10/2003	Verheem et al.	D21/686
D500,100 S	12/2004	Van Der Meer		
D518,533 S	4/2006	Van Der Meer		
D522,074 S	5/2006	Dummel		
D538,358 S	3/2007	Glier		
D548,291 S	8/2007	Chiang		
7,278,976 B1	10/2007	Chen		
7,278,977 B1*	10/2007	Chen	601/30
D559,924 S	1/2008	Wu		
D561,273 S	2/2008	Wu		
D567,309 S	4/2008	Schuurman et al.		
D571,416 S	6/2008	Wu		
D574,900 S	8/2008	Meile Marcel Tamminga		
D576,228 S	9/2008	Hahn		

Primary Examiner — Susan E Krakower

(74) *Attorney, Agent, or Firm* — Levenfeld Pearlstein, LLC

(57) **CLAIM**

The ornamental design for an exercise apparatus, as shown
and described.

DESCRIPTION

FIG. 1 is a perspective view of an exercise apparatus showing
my new design;

FIG. 2 is a back elevational view of the exercise apparatus of
FIG. 1;

FIG. 3 is a front elevational view of the exercise apparatus of
FIG. 1;

FIG. 4 is a right side elevational view of the exercise appara-
tus of FIG. 1;

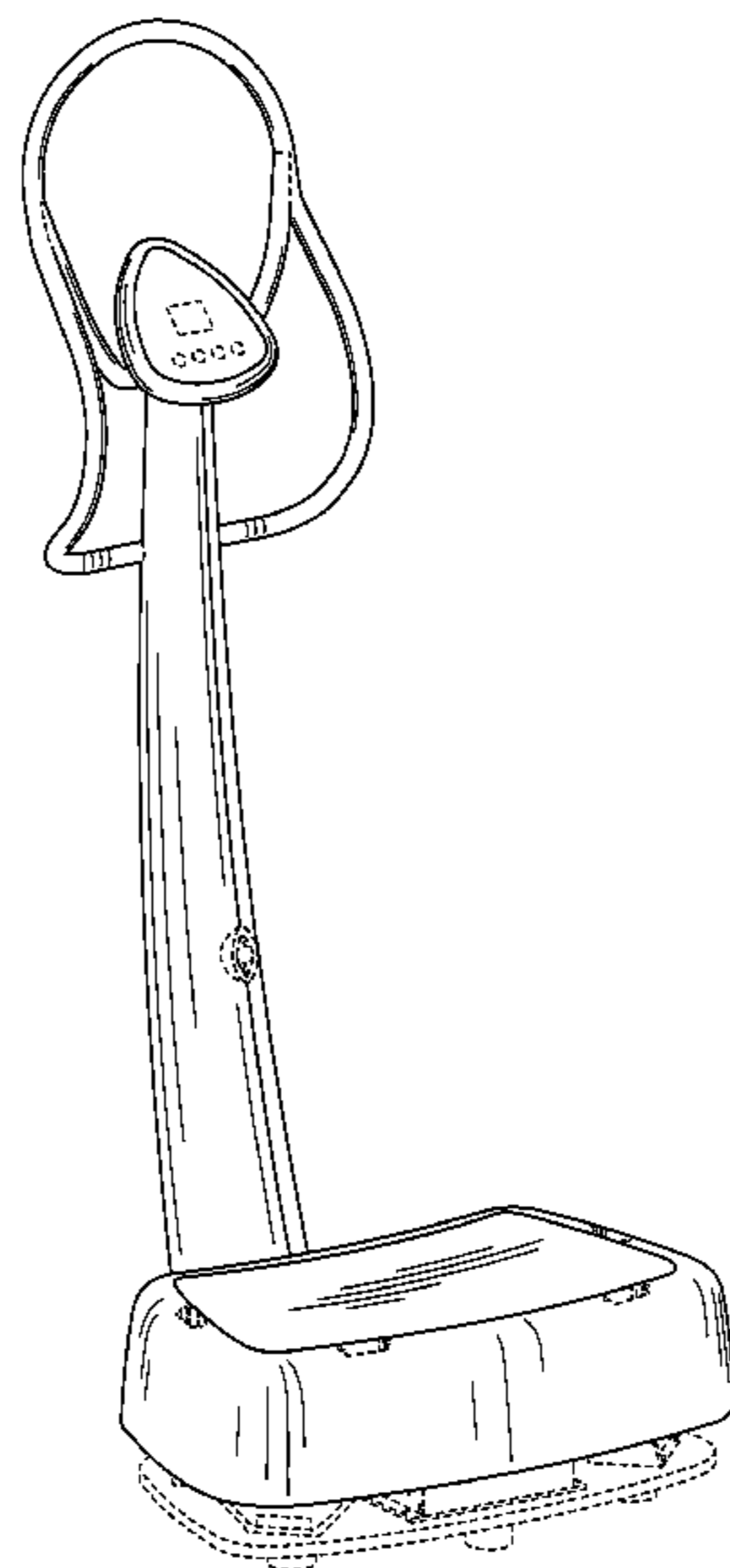
FIG. 5 is a left side elevational view of the exercise apparatus
of FIG. 1;

FIG. 6 is a top plan view of the exercise apparatus of FIG. 1;
and,

FIG. 7 is a bottom plan view of the exercise apparatus of FIG.
1.

The broken lines in FIGS. 1-7 depict unclaimed environmen-
tal subject matter.

1 Claim, 6 Drawing Sheets



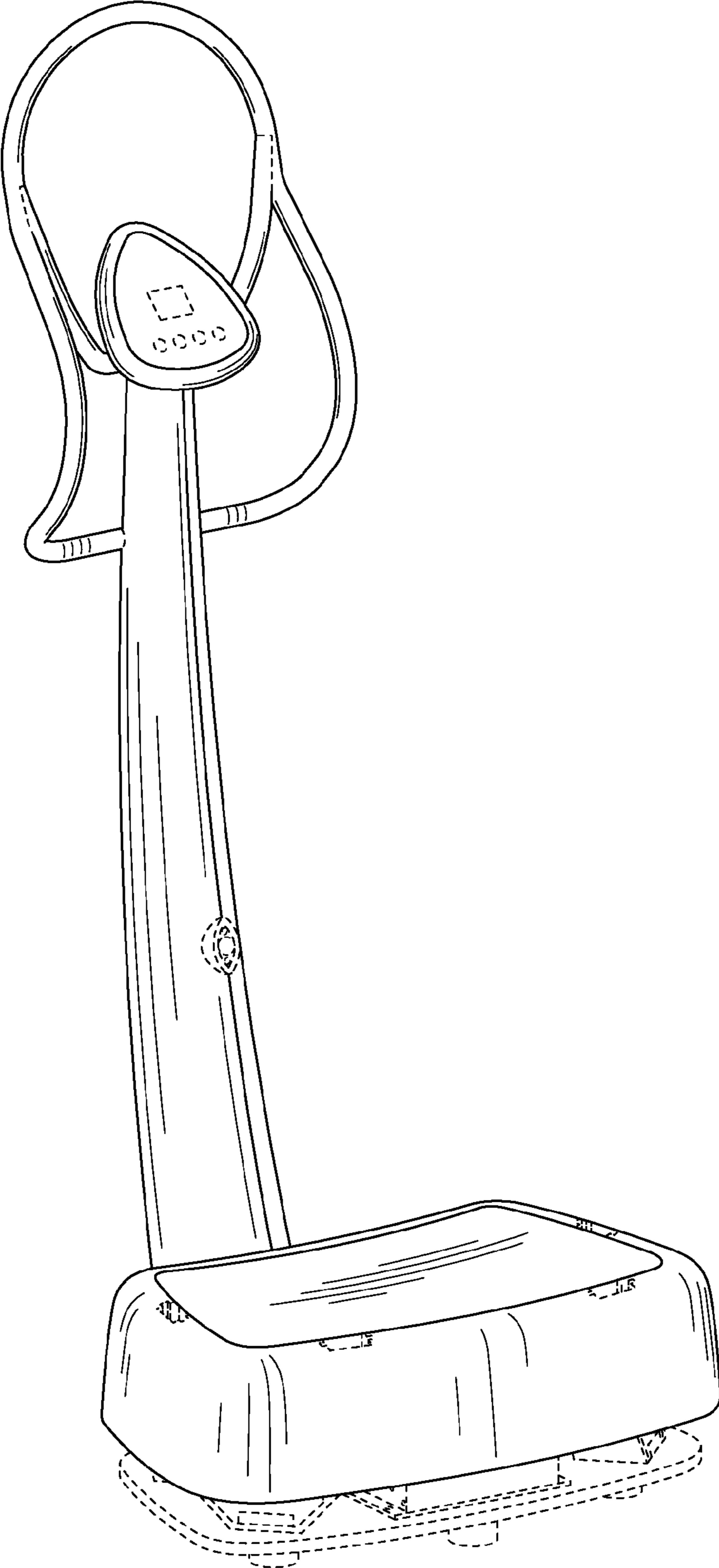


FIG. 1

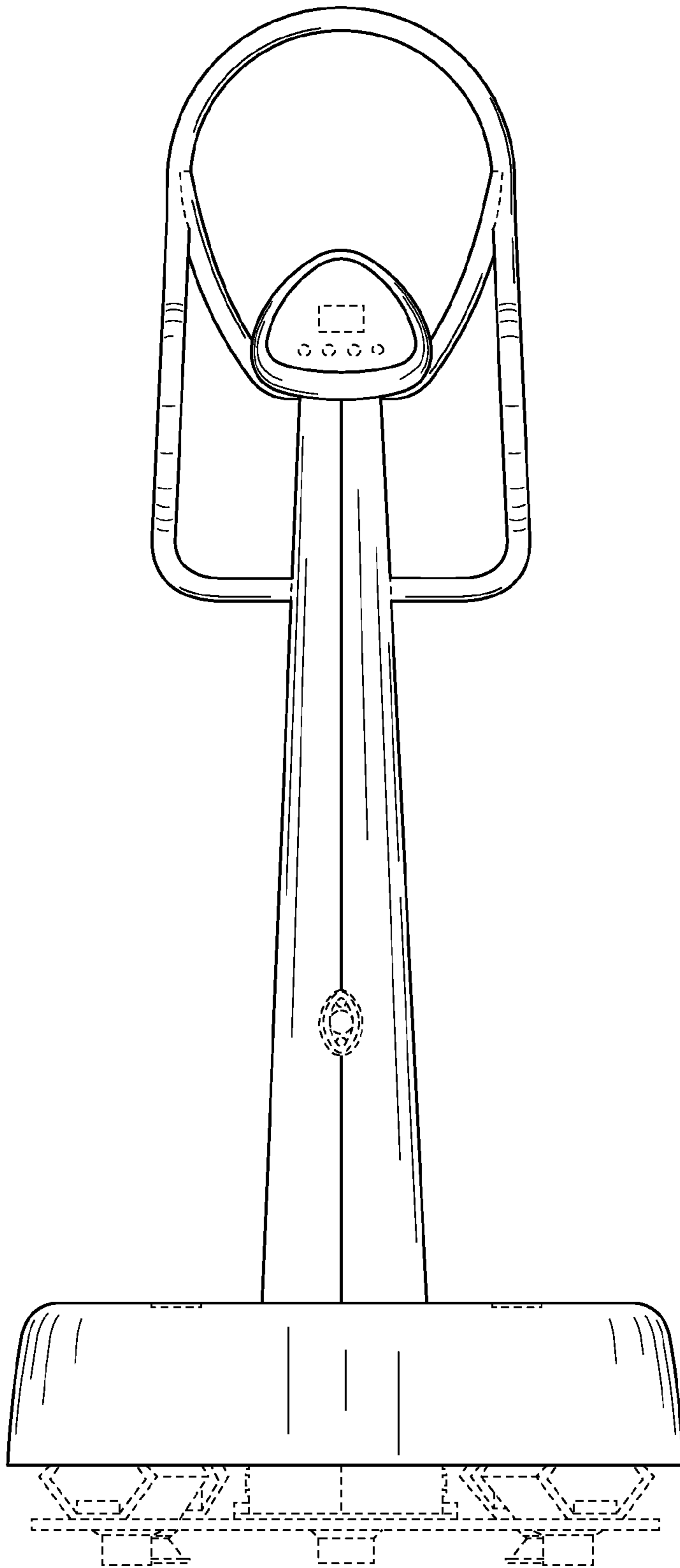


FIG. 2

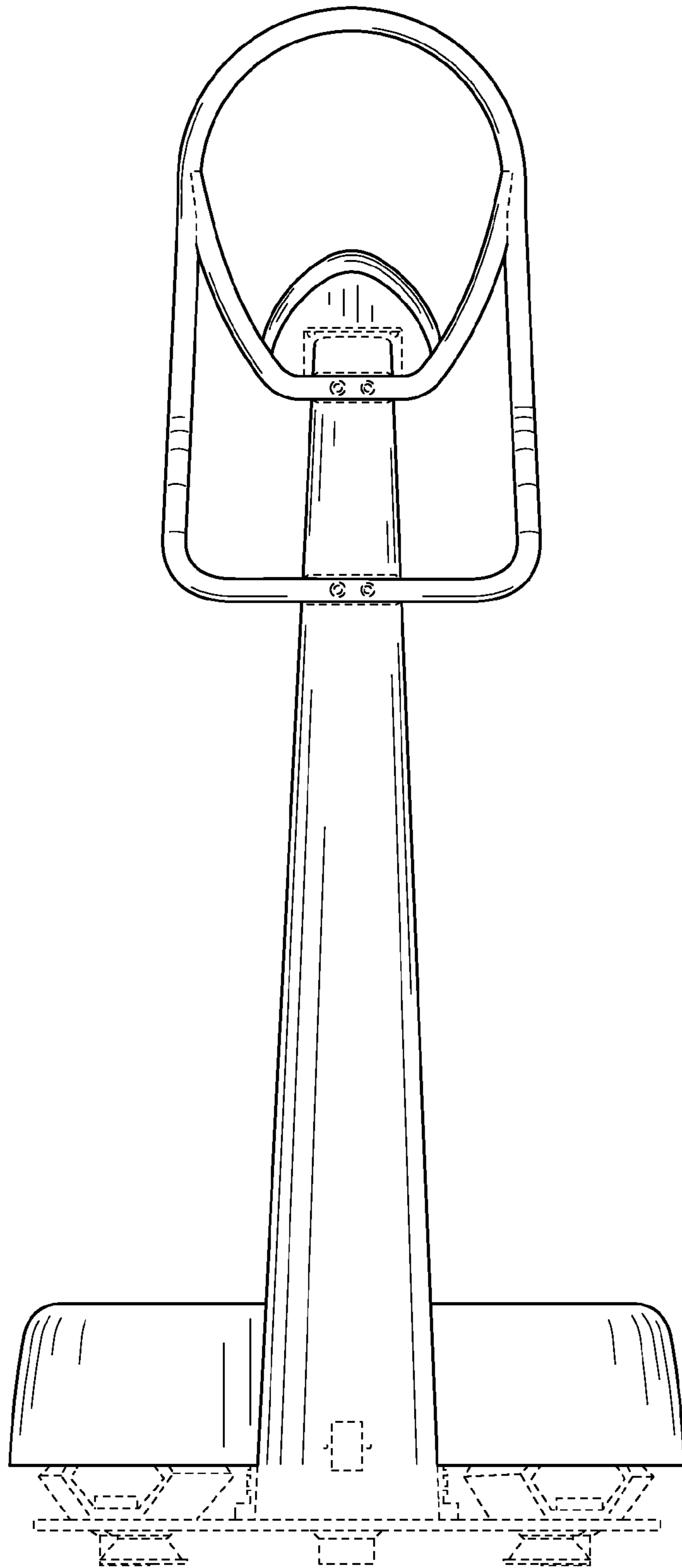


FIG. 3

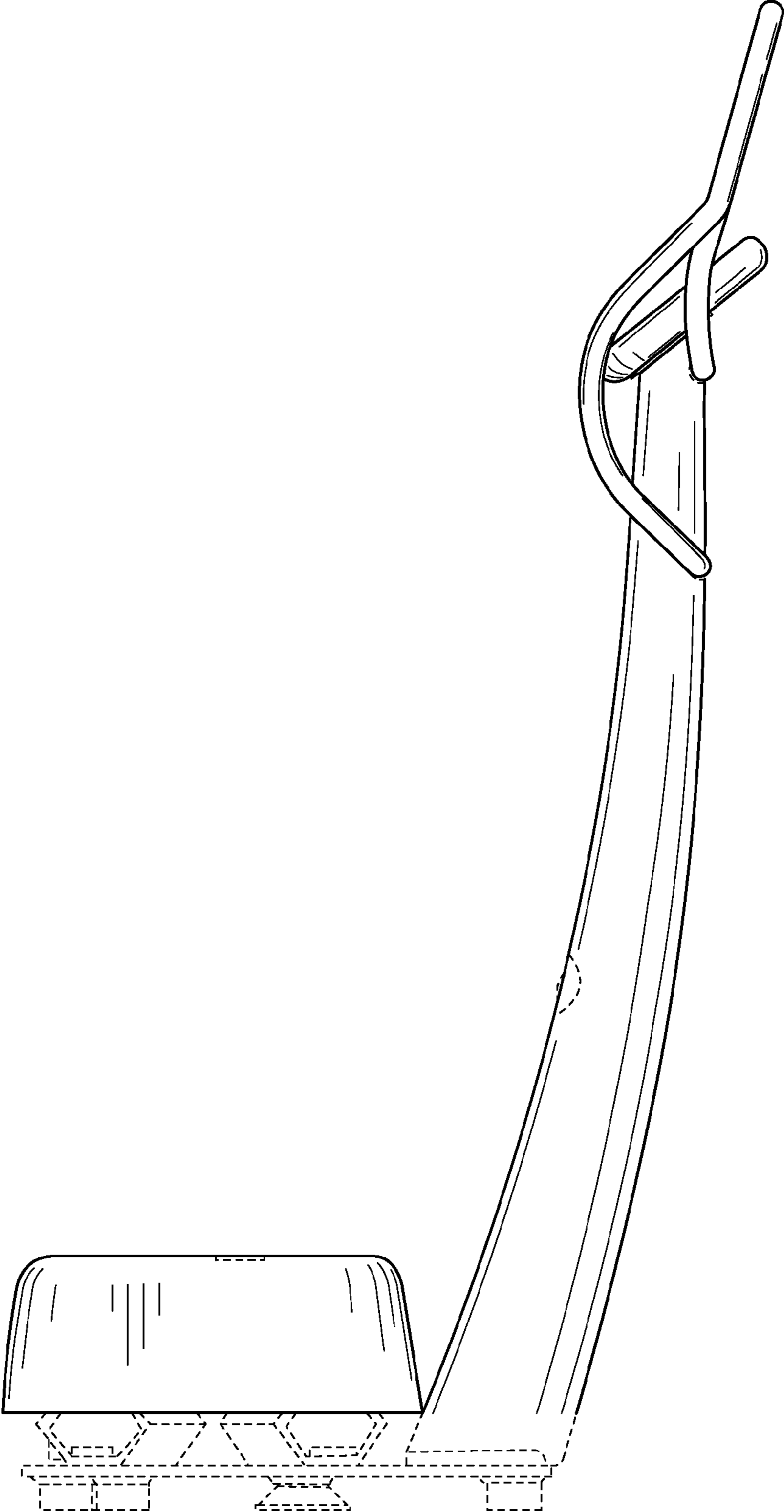


FIG. 4

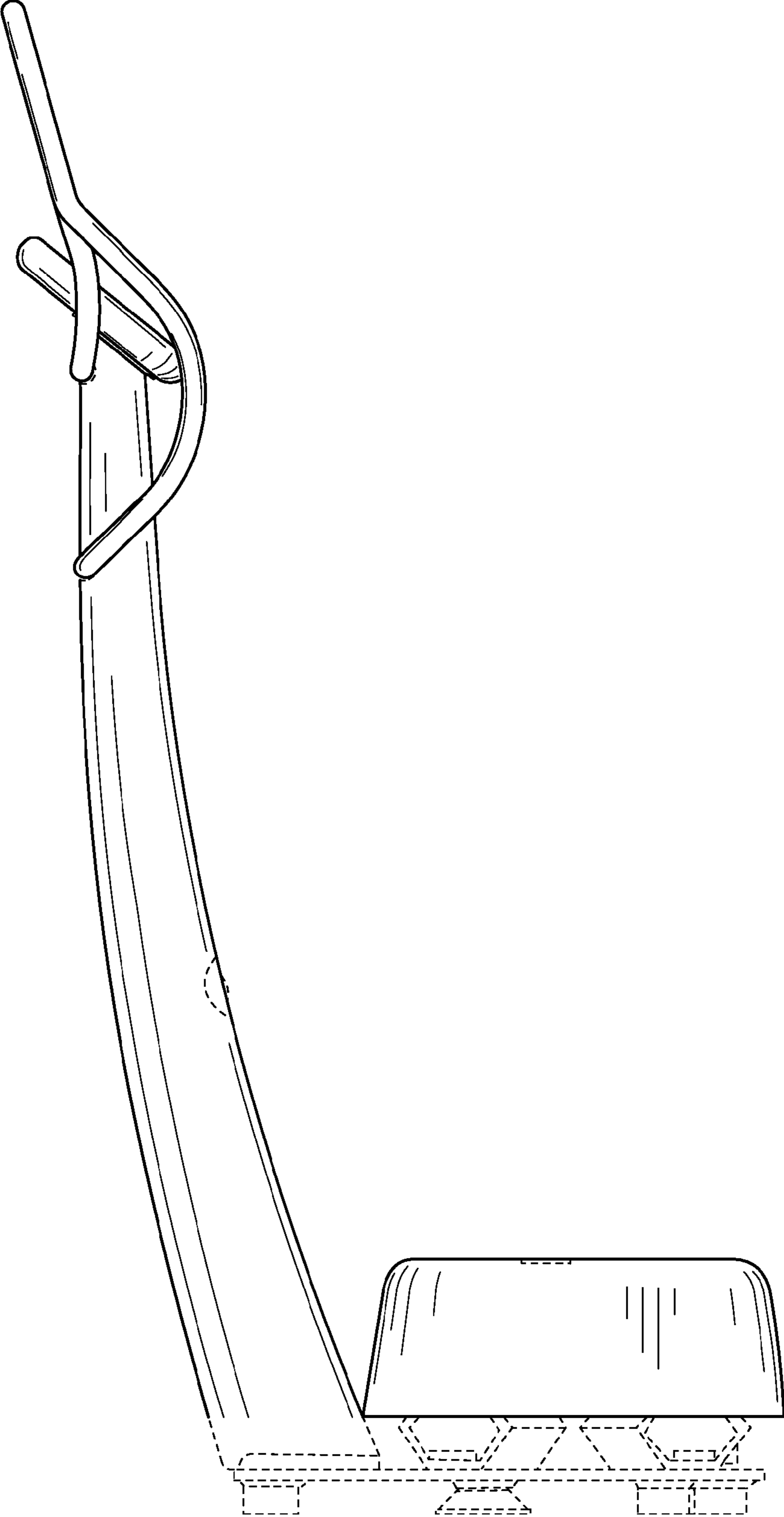


FIG. 5

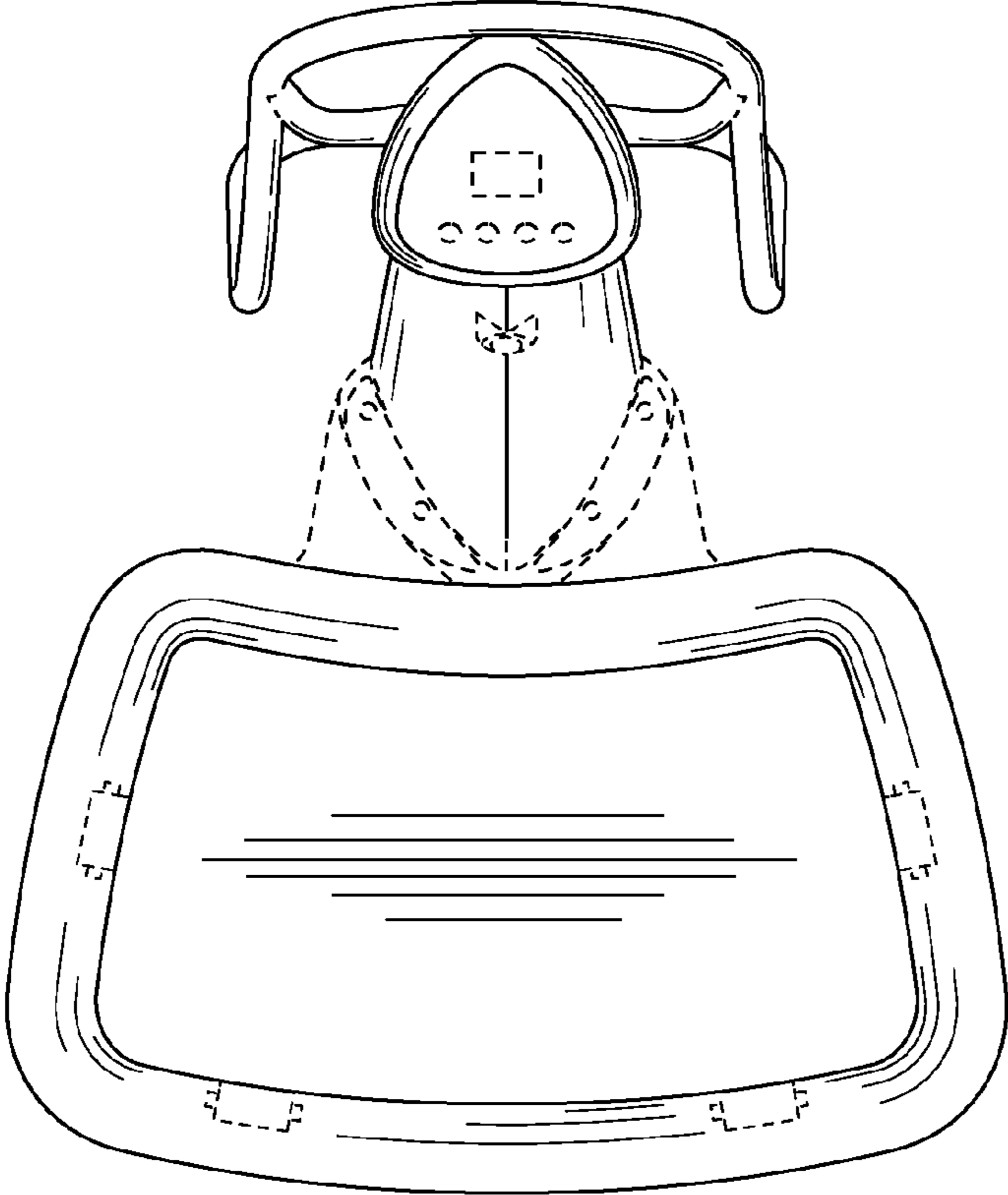


FIG. 6

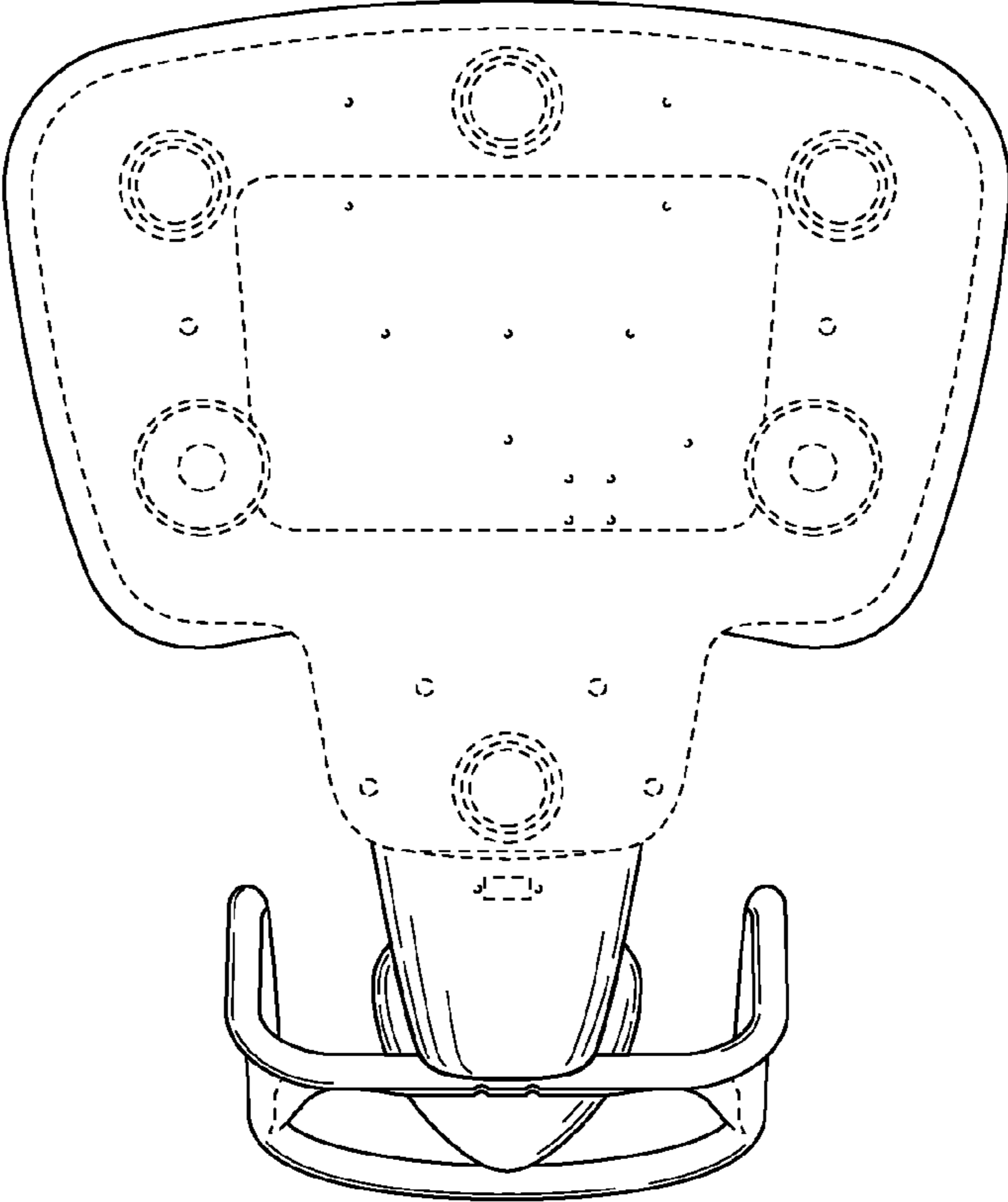


FIG. 7