



US00D638065S

(12) **United States Design Patent**
Costantino

(10) **Patent No.:** **US D638,065 S**

(45) **Date of Patent:** **** May 17, 2011**

(54) **ELECTRONIC ADVICE-PROVIDING DEVICE**

(76) **Inventor:** **Chad D. Costantino**, Salisbury, NC
(US)

(**) **Term:** **14 Years**

(21) **Appl. No.:** **29/356,988**

(22) **Filed:** **Mar. 5, 2010**

(51) **LOC (9) Cl.** **21-01**

(52) **U.S. Cl.** **D21/329; D19/59**

(58) **Field of Classification Search** D21/324,
D21/328, 329, 333, 325; 273/148 B, 269,
273/270, 459-461; 463/1, 29-35, 46, 47,
463/49; 345/156, 161, 903, 905; D19/59,
D19/60; 434/322-327, 330

See application file for complete search history.

D368,282 S *	3/1996	Lin	D21/324
D393,014 S	3/1998	Ho et al.		
5,738,527 A *	4/1998	Lundberg	434/322
6,155,838 A	12/2000	Hyman et al.		
6,422,558 B1	7/2002	Chambers		
D467,620 S *	12/2002	Lin	D21/329
D478,887 S *	8/2003	Jerome	D14/509
6,648,649 B2	11/2003	Rappaport		
D594,909 S *	6/2009	Tam	D21/324
D596,053 S *	7/2009	Daicos	D10/46.1
D626,440 S *	11/2010	Daicos	D10/97

* cited by examiner

Primary Examiner — Prabhakar Deshmukh

(74) *Attorney, Agent, or Firm* — Crossley Patent Law; Mark A. Crossley

(57) **CLAIM**

The ornamental design for a electronic advice-providing device, as shown and described.

DESCRIPTION

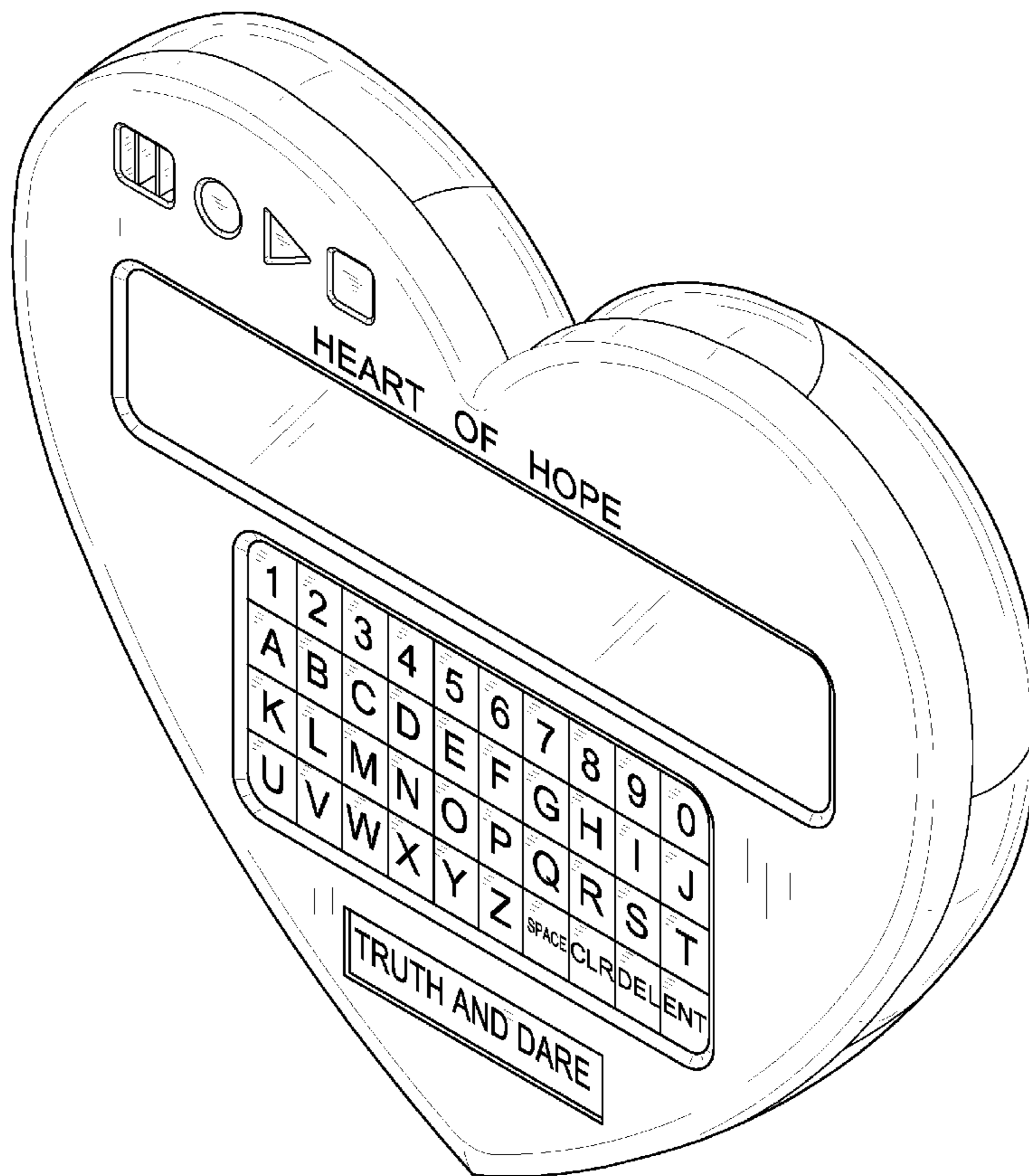
FIG. 1 is a front elevation view of a electronic advice-providing device showing my new design; FIG. 2 is a rear elevation view thereof; FIG. 3 is a right elevation view thereof; FIG. 4 is a left elevation view thereof; FIG. 5 is a top plan view thereof; FIG. 6 is a bottom plan view thereof; and, FIG. 7 is an isometric view thereof.

1 Claim, 5 Drawing Sheets

(56) **References Cited**

U.S. PATENT DOCUMENTS

4,164,078 A	8/1979	Goldfarb	
4,611,995 A *	9/1986	Sado 434/157
4,824,376 A *	4/1989	Arash 434/330
4,959,017 A *	9/1990	Thompson et al. 434/110
4,968,255 A *	11/1990	Lee et al. 434/159
5,139,423 A *	8/1992	McCormack et al. 434/201
5,161,977 A *	11/1992	Thomas, Jr. 434/322
5,413,355 A	5/1995	Gonzalez	






FIG. 1

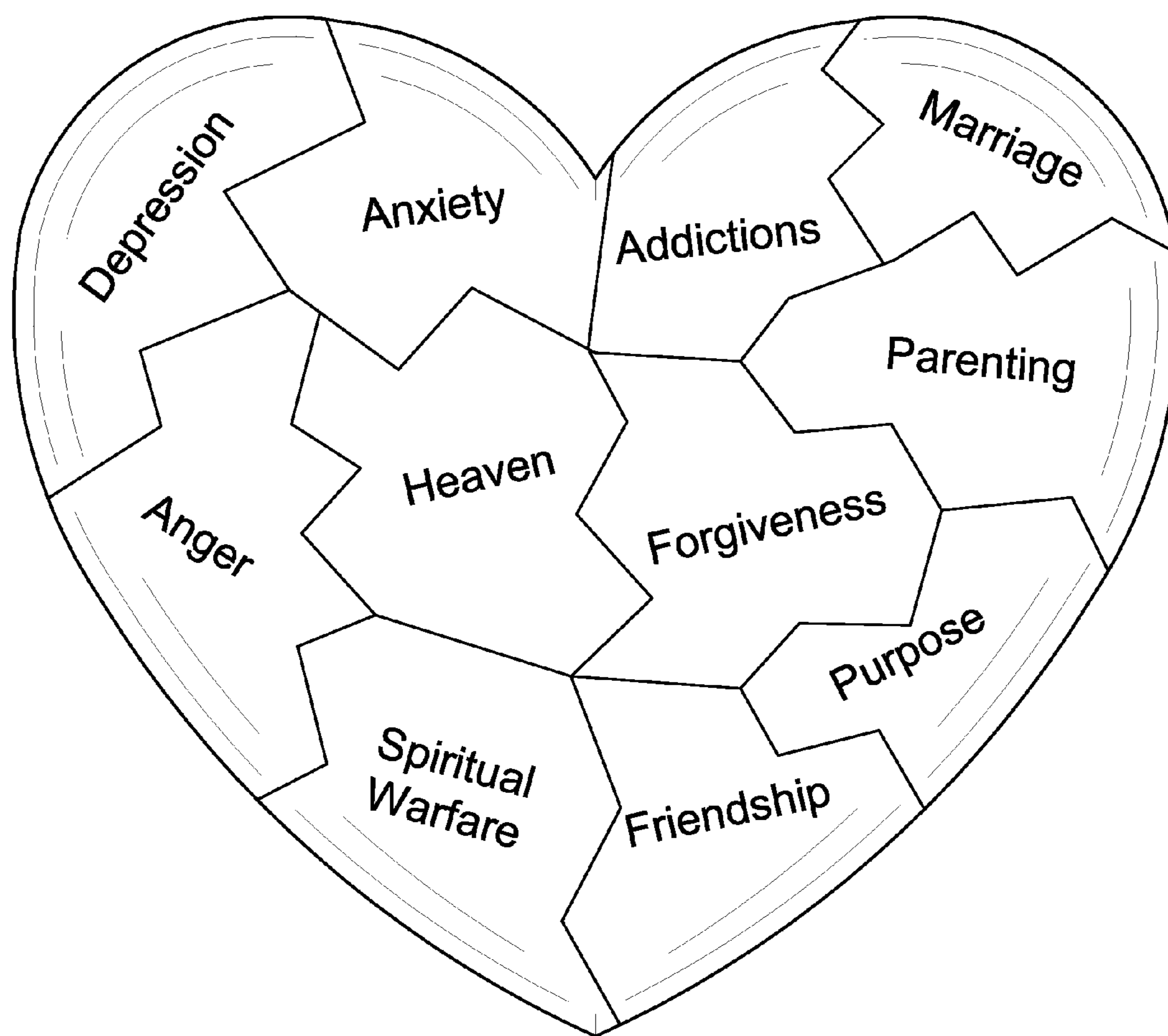


FIG. 2

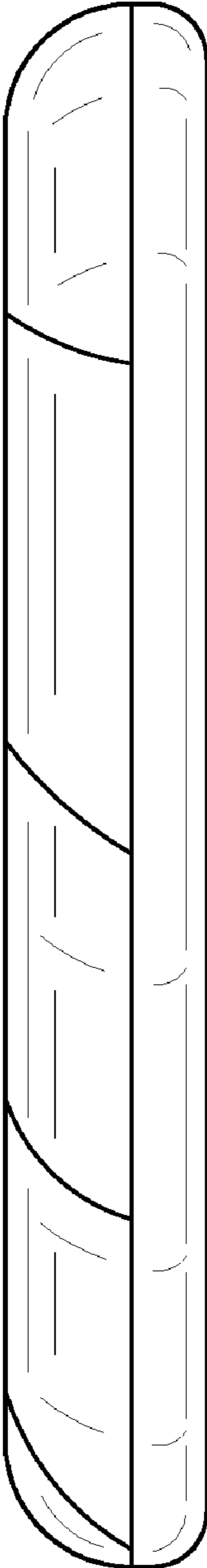


FIG. 3

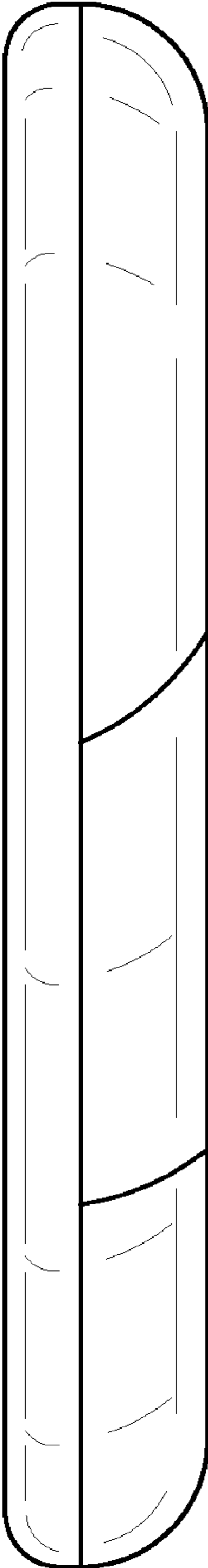


FIG. 4

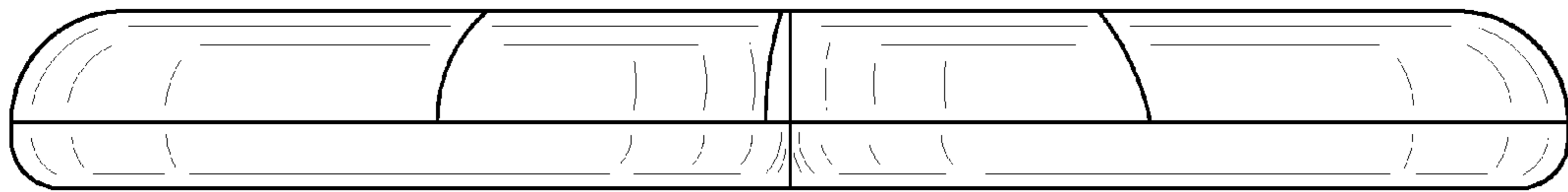


FIG. 5

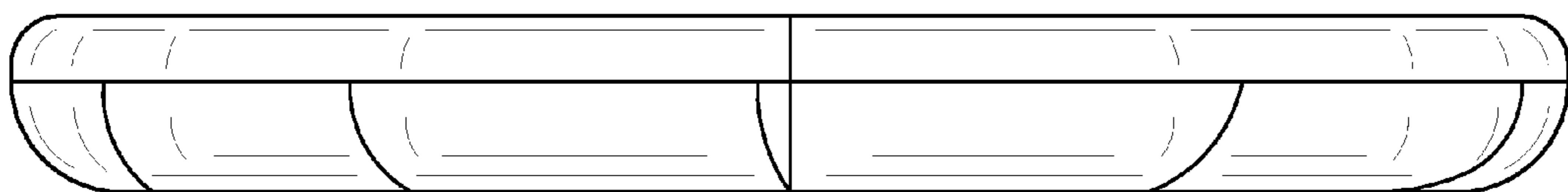


FIG. 6

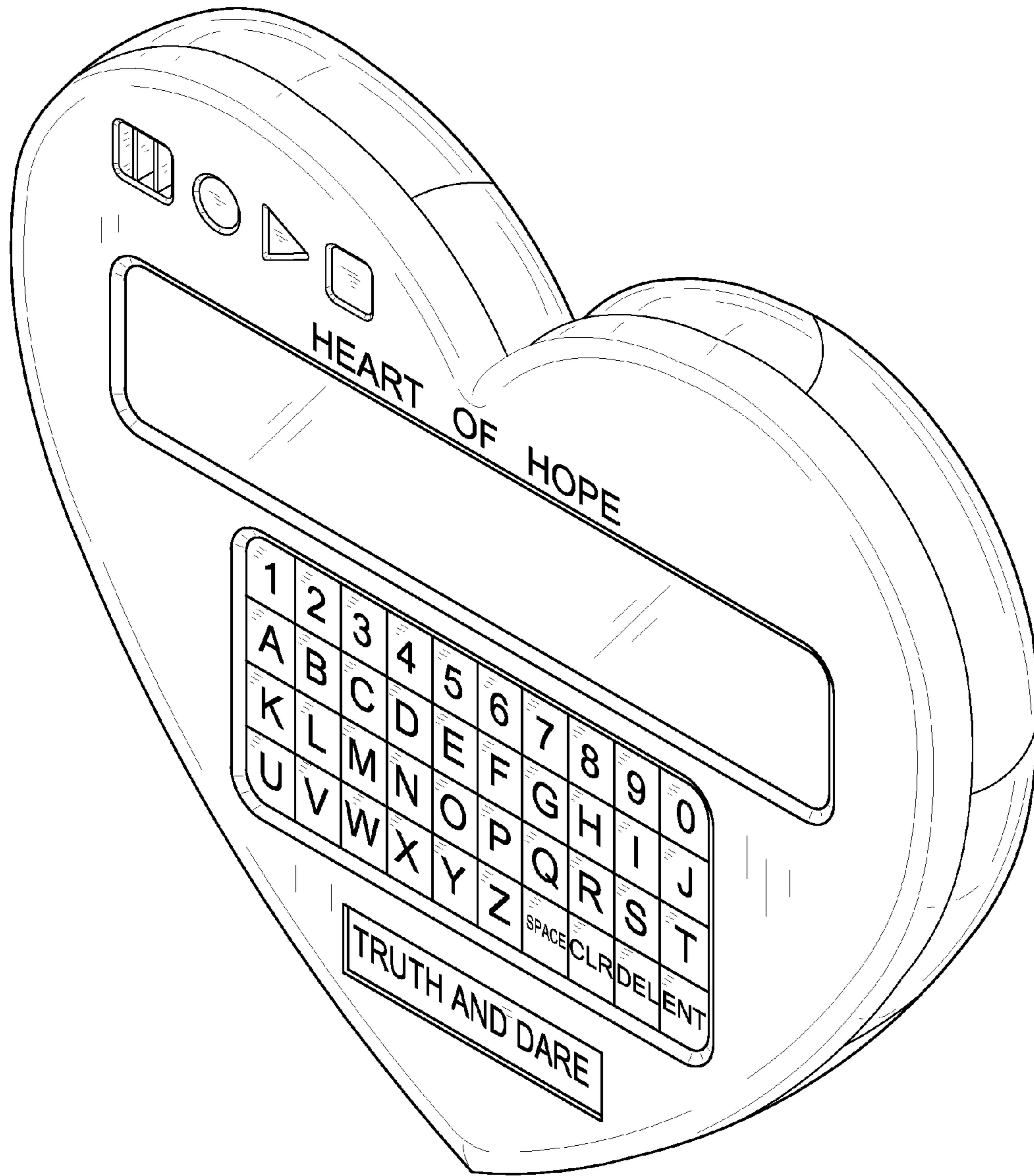


FIG. 7