



US00D638049S

(12) **United States Design Patent**  
**Sheldon**

(10) **Patent No.:** **US D638,049 S**

(45) **Date of Patent:** **\*\* May 17, 2011**

(54) **EYEWEAR**

(76) **Inventor:** **Brent Sheldon**, Montreal (CA)

(\*\*) **Term:** **14 Years**

(21) **Appl. No.:** **29/307,345**

(22) **Filed:** **Apr. 15, 2008**

(51) **LOC (9) Cl.** ..... **16-06**

(52) **U.S. Cl.** ..... **D16/326**

(58) **Field of Classification Search** ..... D16/101,  
D16/300-342; D29/109-110; D24/110.2;  
351/41, 44, 51-52, 62, 158, 92, 103-123,  
351/140, 153, 45-46; 2/426-432, 447-449,  
2/441, 434-437, 13, 15; D21/483, 659-661  
See application file for complete search history.

(56) **References Cited**

**U.S. PATENT DOCUMENTS**

D549,268	S	*	8/2007	Daems et al.	.....	D16/321
D549,269	S	*	8/2007	Daems et al.	.....	D16/321
D549,270	S	*	8/2007	Daems et al.	.....	D16/321
D564,572	S	*	3/2008	Yee et al.	.....	D16/326
D575,813	S	*	8/2008	Li	.....	D16/326
D583,404	S	*	12/2008	Baden et al.	.....	D16/326
D615,582	S	*	5/2010	Fulton et al.	.....	D16/326

**FOREIGN PATENT DOCUMENTS**

EM	001143226-0001	A1	8/2009
EM	001143226-0002	A1	8/2009

**OTHER PUBLICATIONS**

U.S. Appl. No. 29/308,132 Applicant: Sheldon, Brent.

U.S. Appl. No. 29/308,430 Applicant: Sheldon, Brent.

U.S. Appl. No. 29/310,996 Applicant: Sheldon, Brent.

U.S. Appl. No. 29/313,087 Applicant: Sheldon, Brent.

U.S. Appl. No. 29/342,207 Applicant: Sheldon, Brent.

U.S. Appl. No. 29/342,209 Applicant: Sheldon, Brent.

U.S. Appl. No. 29/350,393 Applicant: Sheldon, Brent.

U.S. Appl. No. 29/350,394 Applicant: Sheldon, Brent.

\* cited by examiner

*Primary Examiner* — Raphael Barkai

(74) *Attorney, Agent, or Firm* — Powley & Gibson, P.C.

(57) **CLAIM**

I claim the ornamental design for eyewear, as shown and described.

**DESCRIPTION**

FIG. 1 is a perspective view of the eyewear, showing a new design;

FIG. 2 is a front view thereof;

FIG. 3 is a back view thereof;

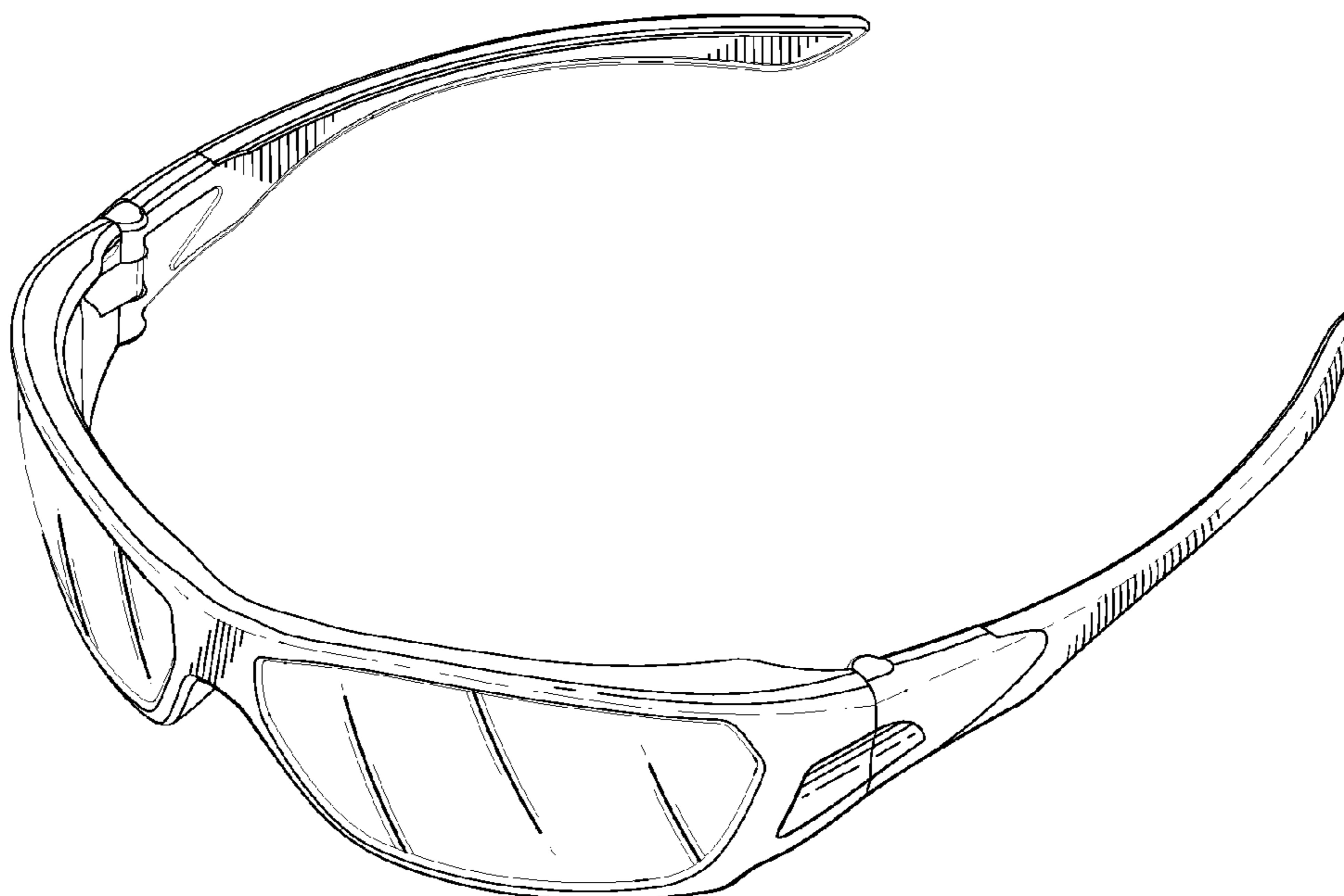
FIG. 4 is a right side view thereof;

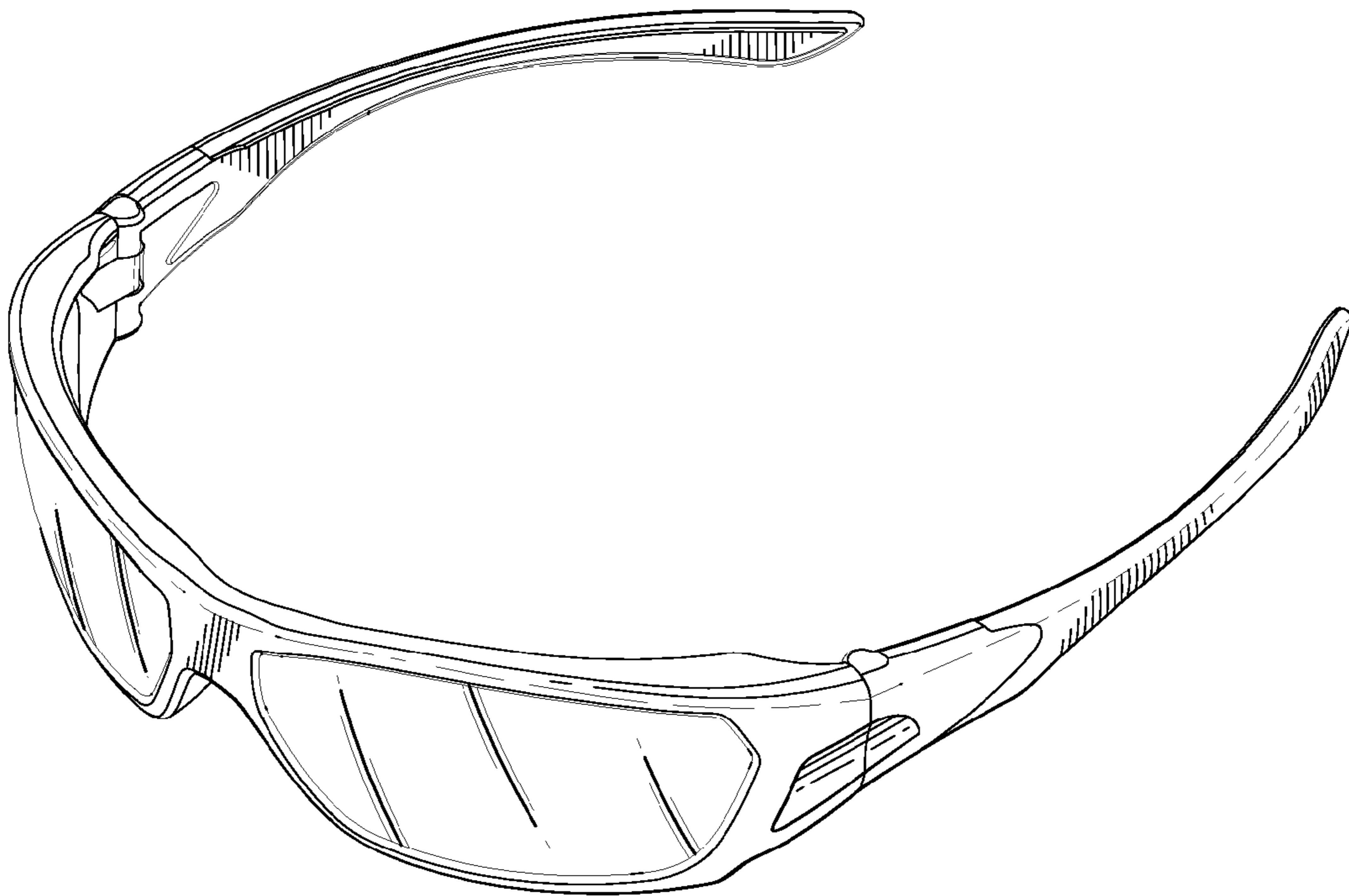
FIG. 5 is a left side view thereof;

FIG. 6 is a top view thereof; and,

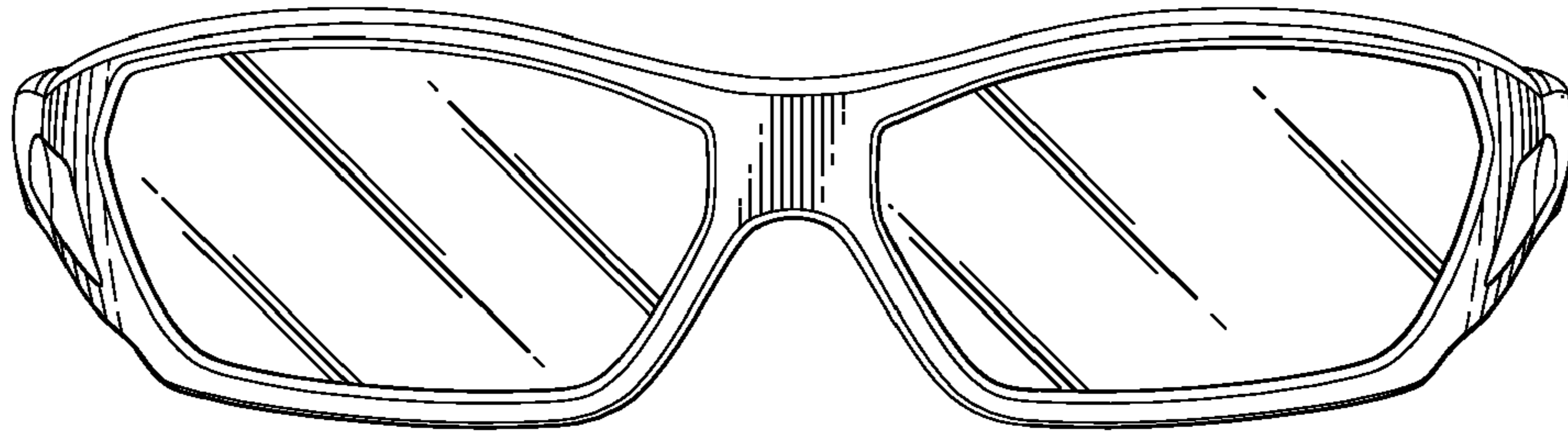
FIG. 7 is a bottom view thereof.

**1 Claim, 5 Drawing Sheets**

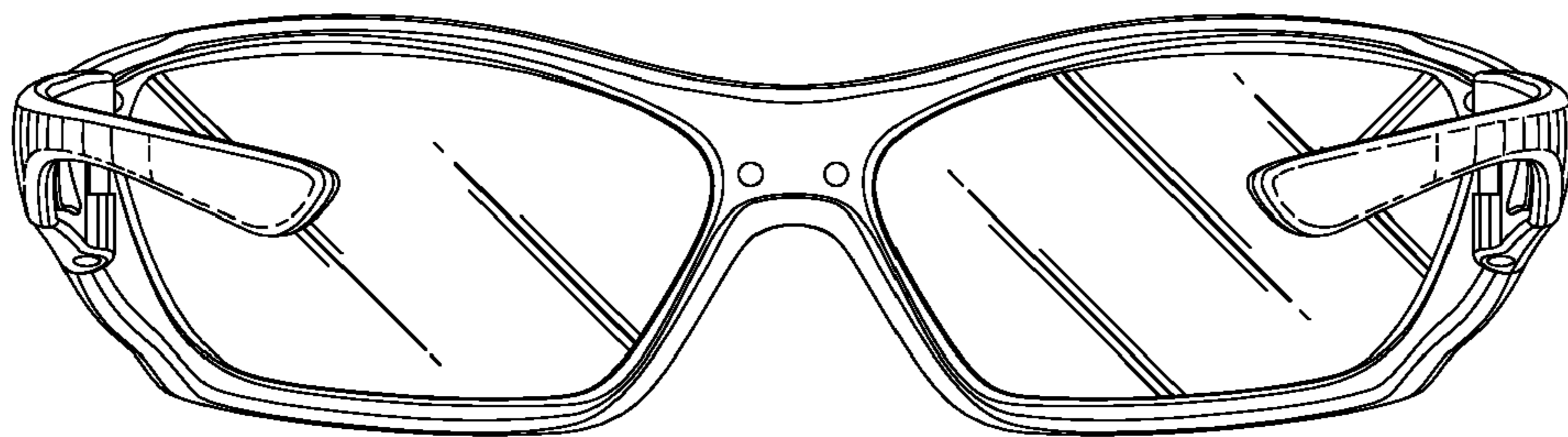





*Fig. 1*




*Fig. 2*



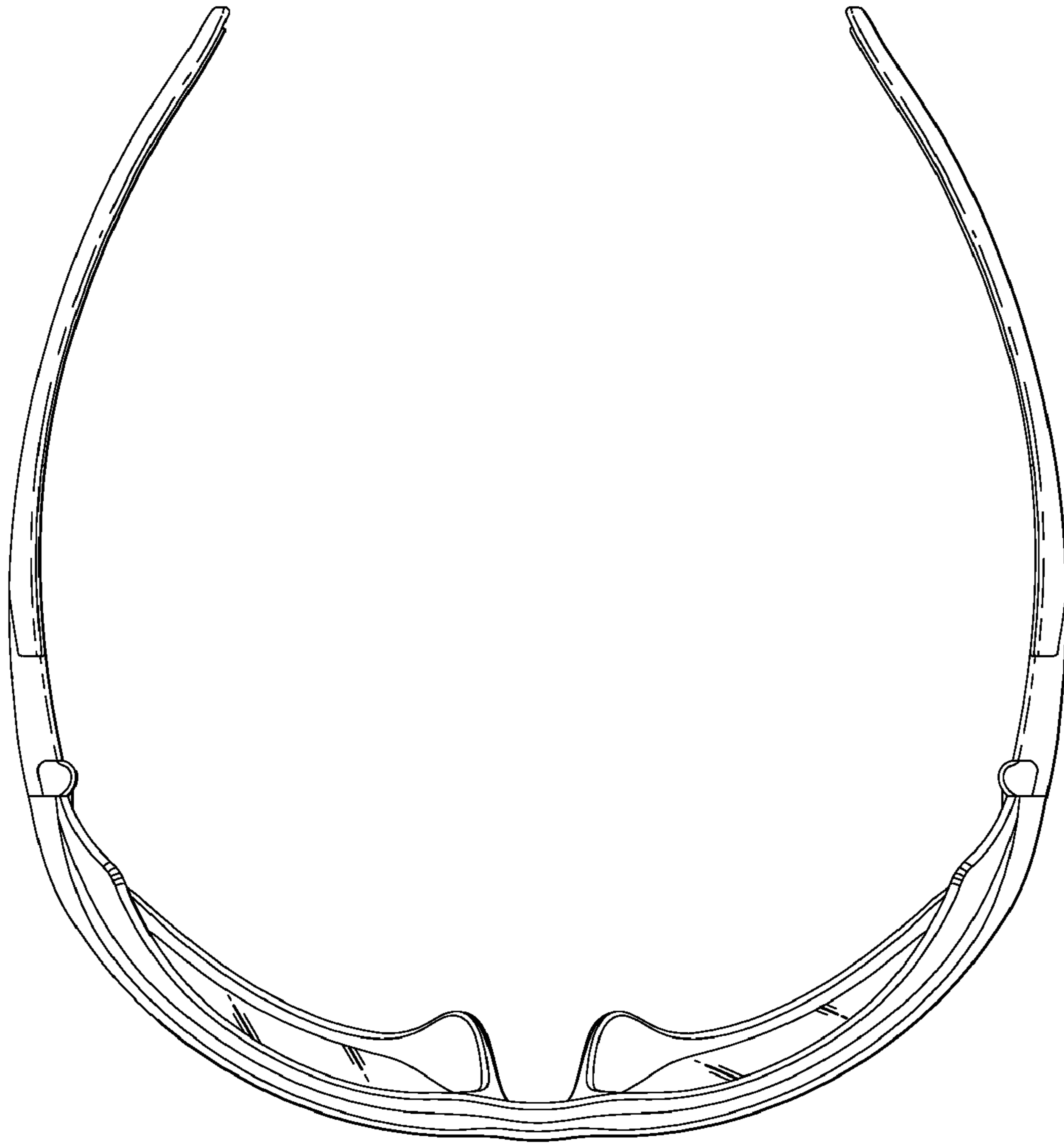
*Fig. 3*



*Fig. 4*

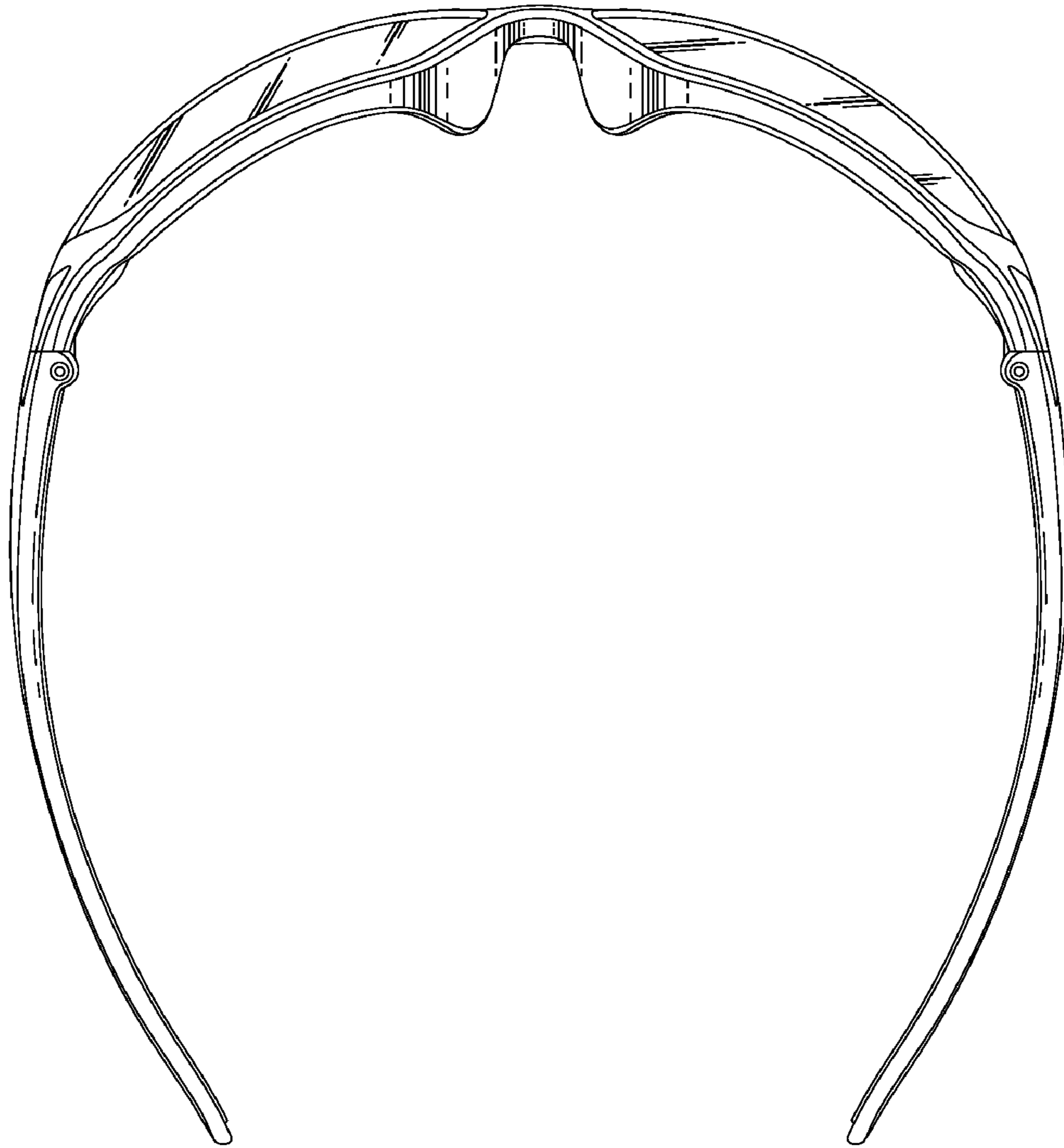


*Fig. 5*



*Fig. 6*





*Fig. 7*