



US00D638010S

(12) **United States Design Patent**
de Wilde et al.

(10) **Patent No.:** **US D638,010 S**

(45) **Date of Patent:** **** May 17, 2011**

(54) **COMPUTER AND BOARD**

(75) Inventors: **Tom de Wilde**, Lisse (NL); **Jim de Wilde**, Amsterdam (NL)

(73) Assignee: **Stichting Noble House**, Lisse AC (NL)

(**) Term: **14 Years**

(21) Appl. No.: **29/344,546**

(22) Filed: **Sep. 30, 2009**

(30) **Foreign Application Priority Data**

Mar. 31, 2009 (EM) 1115554-0001/2/3

(51) **LOC (9) Cl.** **14-02**

(52) **U.S. Cl.** **D14/300; D14/348**

(58) **Field of Classification Search** D14/300,
D14/240, 356, 348, 358; D13/103, 123,
D13/152, 162, 184, 199; D12/400; D10/46;
455/73; 361/679.39; 220/4.02

See application file for complete search history.

(56) **References Cited**

U.S. PATENT DOCUMENTS

D372,248 S * 7/1996 Tahmassebpur
6,041,956 A * 3/2000 Kao 220/4.02
6,085,925 A * 7/2000 Chung 220/4.02
6,147,859 A * 11/2000 Abboud 361/679.39
D485,551 S * 1/2004 Mikkola et al. D14/240
6,877,913 B2 * 4/2005 Goto 385/88

D511,343 S * 11/2005 Solomon et al. D14/356
D521,001 S * 5/2006 Xiao et al. D14/356
D530,279 S * 10/2006 Tanabe et al. D13/123
D587,659 S * 3/2009 Li D13/162
D592,137 S * 5/2009 Weitz D13/123
D594,864 S * 6/2009 Song D14/358
D596,614 S * 7/2009 Wilson D14/188
D599,339 S * 9/2009 Yau D14/300
2004/0032711 A1 * 2/2004 Kaczeus et al. 361/685
2005/0089281 A1 * 4/2005 Chiu et al. 385/92
2007/0097657 A1 * 5/2007 Huang 361/752

* cited by examiner

Primary Examiner — Freda S Nunn

(74) *Attorney, Agent, or Firm* — Collen IP; Donald J. Ranft


(57) **CLAIM**

The ornamental design for a computer and board, as shown and described.

DESCRIPTION

FIG. 1 is a front perspective view of my new, original and ornamental design for a computer and board;
FIG. 2 is a top view thereof;
FIG. 3 is a front left perspective view thereof;
FIG. 4 is a top view of the computer thereof shown alone for clarity of illustration only;
FIG. 5 is a front left perspective view thereof;
FIG. 6 is a rear right perspective view thereof;
FIG. 7 is a top view of the board thereof shown alone for clarity of illustration only; and,
FIG. 8 is a front perspective view thereof.

1 Claim, 4 Drawing Sheets






FIGURE 1




FIGURE 2



FIGURE 3




FIGURE 4




FIGURE 5




FIGURE 6

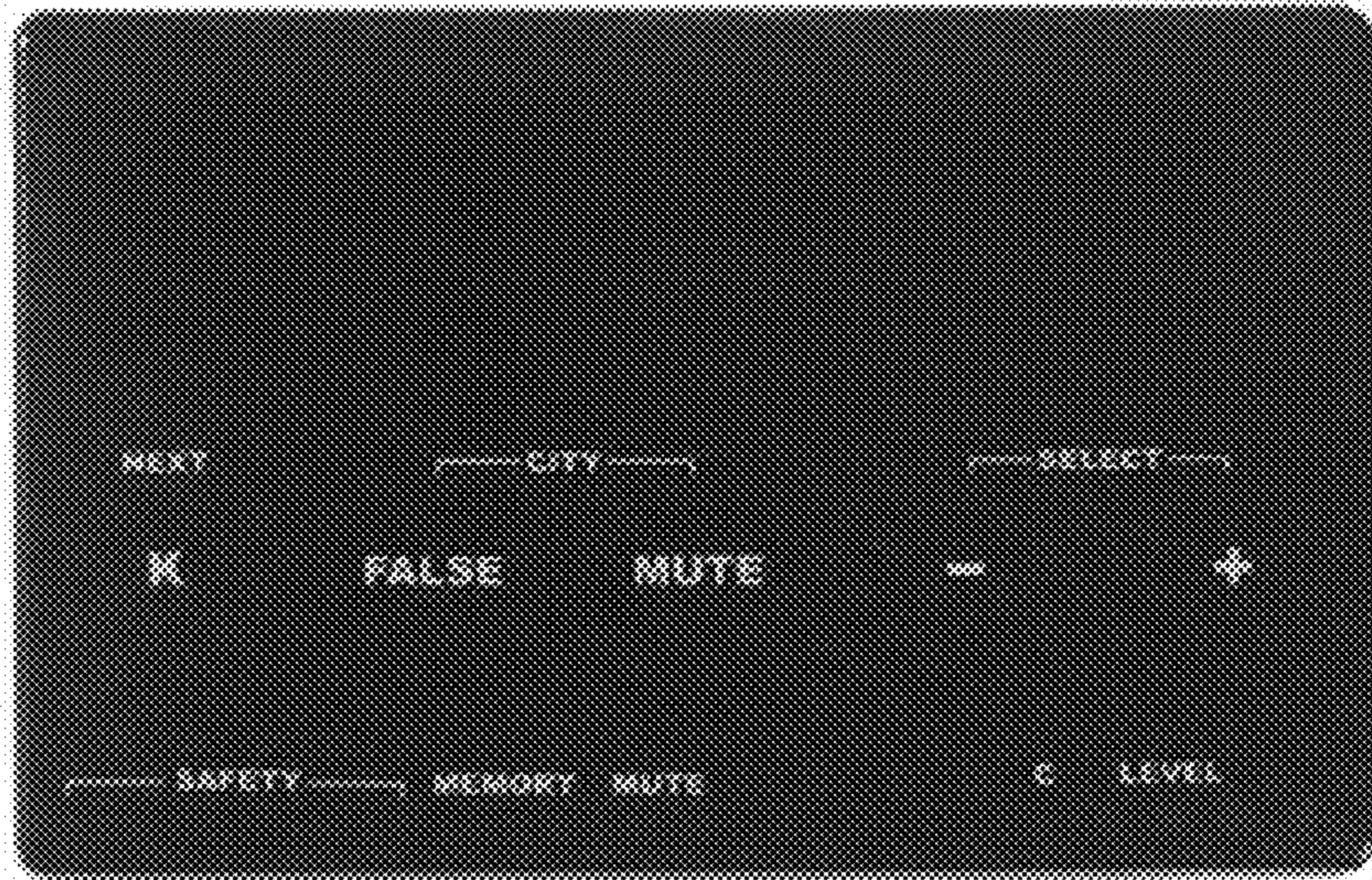


FIGURE 7




FIGURE 8