



US00D637992S

(12) **United States Design Patent**
Tom et al.

(10) **Patent No.:** **US D637,992 S**
(45) **Date of Patent:** **** May 17, 2011**

(54) **HANDSET**

D598,409 S * 8/2009 Jung et al. D14/138 G
(Continued)

(75) Inventors: **Travis Tom**, Newbury Park, CA (US);
Boris Landwehr, Thousand Oaks, CA
(US)

FOREIGN PATENT DOCUMENTS

CN 301097912 * 2/2009

(73) Assignee: **Nokia Corporation**, Espoo (FI)

OTHER PUBLICATIONS

(**) Term: **14 Years**

LG GC900 Viewty Smart, announced Apr. 2009, [online], [retrieved on Apr. 16, 2009]. Retrieved from Internet ,<URL: <http://www.gsmarena.com>>.*

(21) Appl. No.: **29/376,465**

Nokia N8, announced Apr. 2010, [online], [retrieved on Jun. 11, 2010]. Retrieved from Internet ,<URL: <http://www.gsmarena.com>>.*

(22) Filed: **Oct. 7, 2010**

Nokia E7, announced Sep. 2010, [online], [retrieved on Sep. 29, 2010]. Retrieved from Internet ,<URL: <http://www.gsmarena.com>>.*

(51) **LOC (9) Cl.** **14-03**

(52) **U.S. Cl.** **D14/138 G**

(58) **Field of Classification Search** D14/138 R,
D14/138 AD, 138 AC, 138 C, 138 G, 191,
D14/203.1-203.8, 496, 138 AA, 138 AB,
D14/137, 147, 218, 341-347, 247-248; D10/65,
D10/78, 104; D13/168; D18/7; 455/566,
455/575.1, 575.3, 575.4

Sony Ericsson Xperia X2, announced Sep. 2009, [online], [retrieved on Sep. 4, 2009]. Retrieved from Internet ,<URL: <http://www.gsmarena.com>>.*

See application file for complete search history.

Primary Examiner — Bridget L Eland

(74) *Attorney, Agent, or Firm* — Banner & Witcoff, Ltd.

(56) **References Cited**

(57) **CLAIM**

The ornamental design for a handset, as shown and described.

U.S. PATENT DOCUMENTS

- D423,468 S * 4/2000 Jenkins D14/342
- D508,473 S * 8/2005 Lee et al. D14/138 AD
- D509,203 S * 9/2005 Bertrand et al. D14/138 AD
- D517,038 S * 3/2006 Lee et al. D14/138 AD
- D526,984 S * 8/2006 Kim et al. D14/138 AD
- D527,364 S * 8/2006 Lee et al. D14/138 AD
- D535,305 S * 1/2007 Lee D14/203.7
- D547,330 S * 7/2007 Lee D14/496
- D554,635 S * 11/2007 Chung et al. D14/341
- D555,137 S * 11/2007 Kim et al. D14/138 AD
- D562,795 S * 2/2008 Nara D14/138 AD
- D571,763 S * 6/2008 Lee D14/138 AD
- D578,989 S * 10/2008 Kim et al. D14/138 AD
- D580,397 S * 11/2008 Seo et al. D14/138 AD
- D585,411 S 1/2009 Eaton
- D591,709 S * 5/2009 Rihu D14/138 AD
- D597,537 S 8/2009 Eaton

DESCRIPTION

FIG. 1 is a perspective view of a handset showing our new design;

FIG. 2 is a front view thereof;

FIG. 3 is a rear view thereof;

FIG. 4 is a left side view thereof;

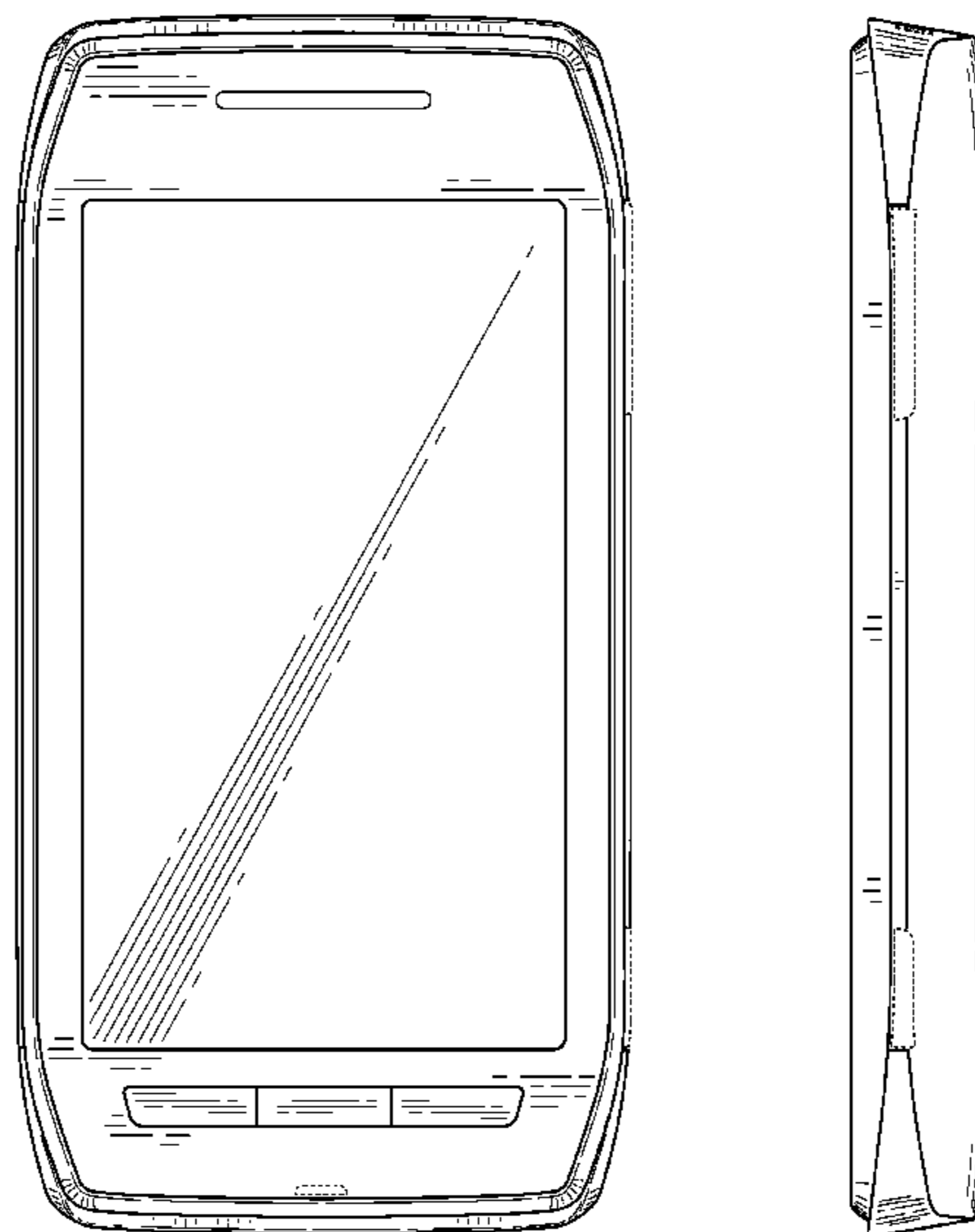
FIG. 5 is a right side view thereof;

FIG. 6 is a top view thereof; and,

FIG. 7 is a bottom view thereof.

The broken lines immediately adjacent the shaded areas represent the bounds of the claimed design; the broken lines form no part of the claimed design.

1 Claim, 5 Drawing Sheets



US D637,992 S

Page 2

U.S. PATENT DOCUMENTS

D602,463 S	10/2009	Eguchi		D626,109 S *	10/2010	Kim et al.	D14/138 AD
D606,507 S *	12/2009	Kim et al.	D14/138 G	D629,376 S *	12/2010	Choi et al.	D14/138 G
D617,755 S	6/2010	Leinvuo		D631,025 S *	1/2011	Yeh et al.	D14/138 G
D618,655 S	6/2010	Sandberg		2005/0043063 A1 *	2/2005	Dinn	455/566
D620,467 S	7/2010	Aarras		2009/0163258 A1 *	6/2009	Vesamaki	455/575.4
D622,250 S *	8/2010	Kwon et al.	D14/138 G	2009/0186663 A1 *	7/2009	Griffin et al.	455/566
D625,700 S *	10/2010	Sandberg et al.	D14/138 AD				

* cited by examiner

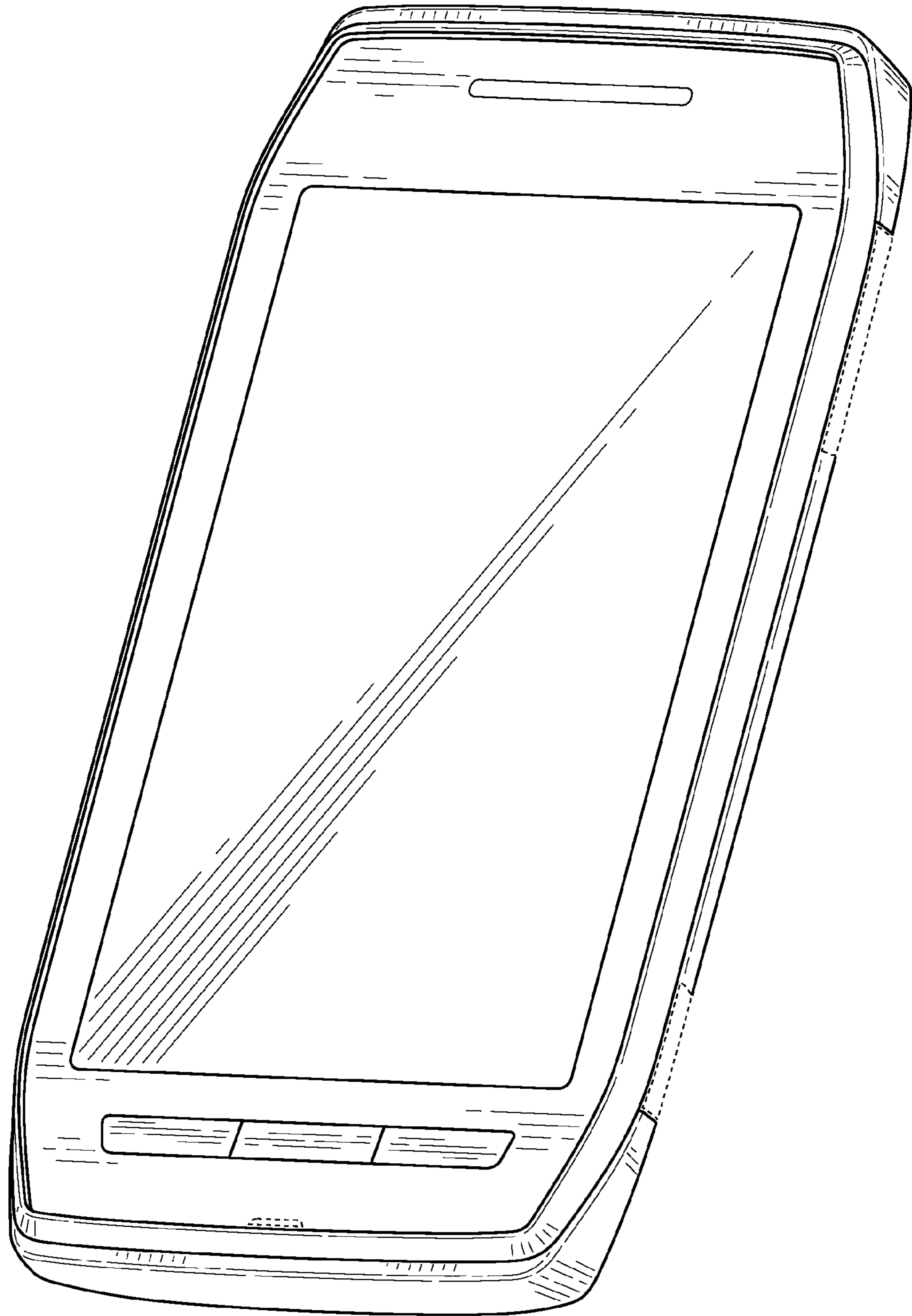


FIG. 1

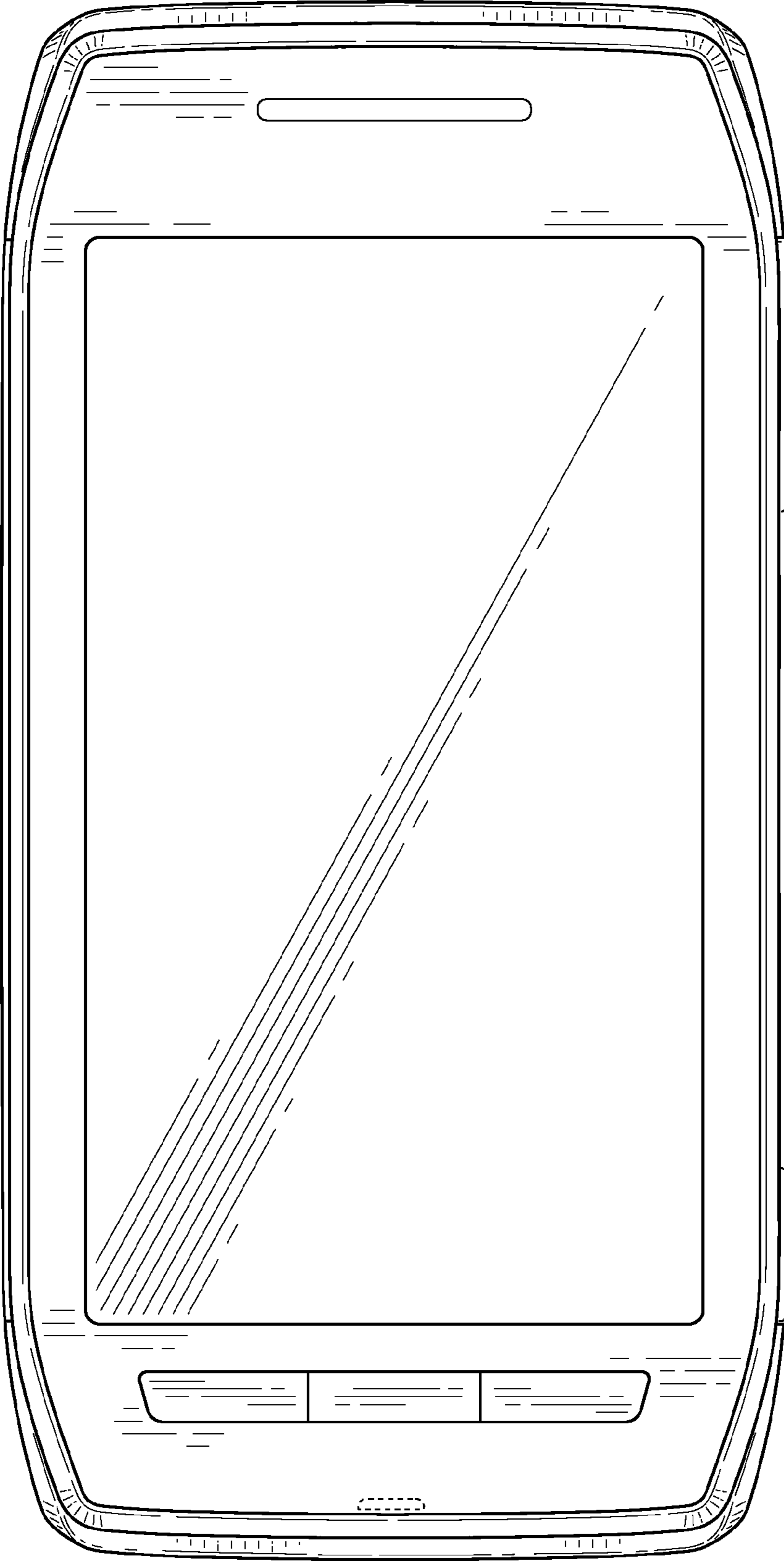


FIG. 2

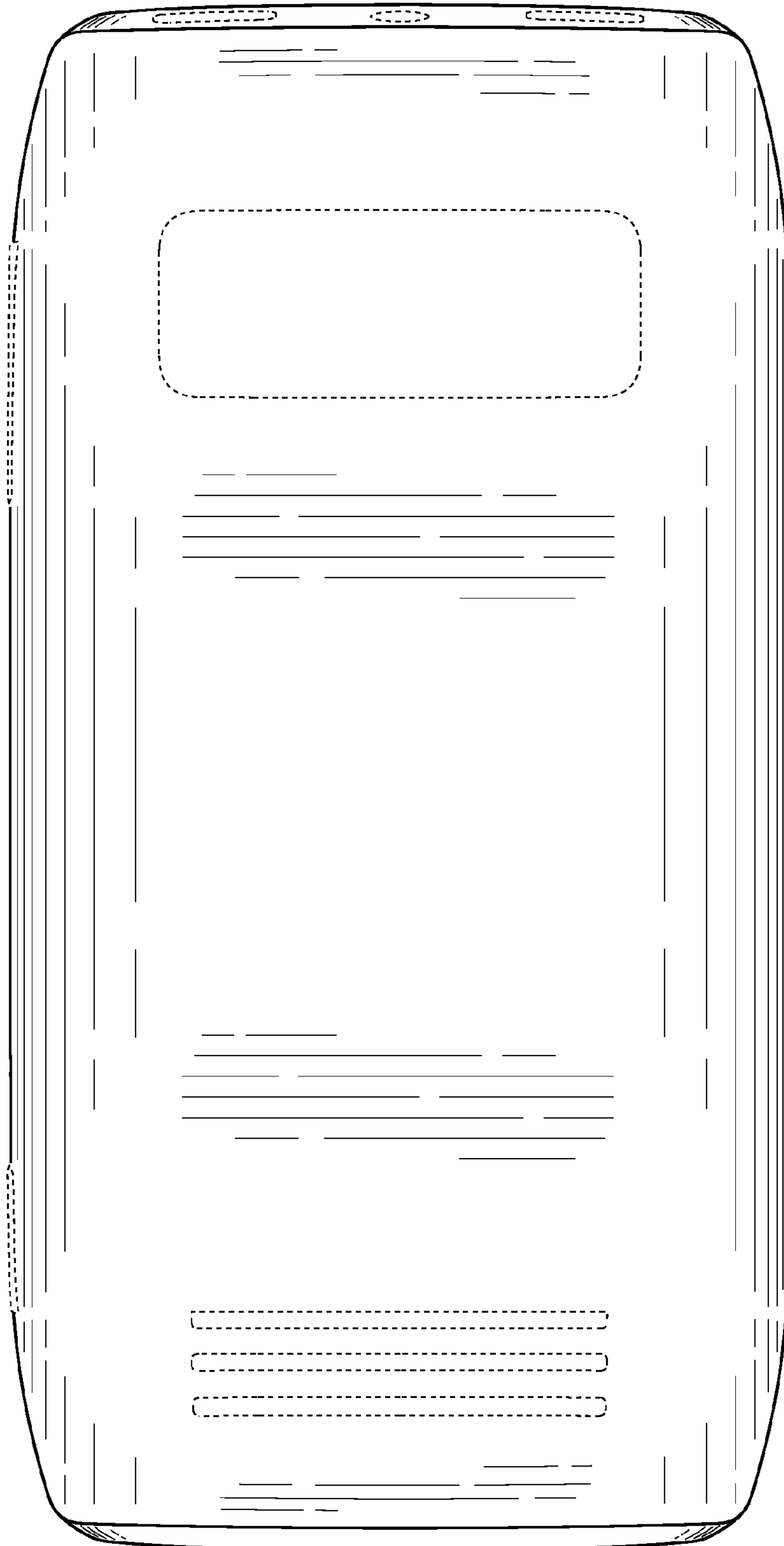


FIG. 3

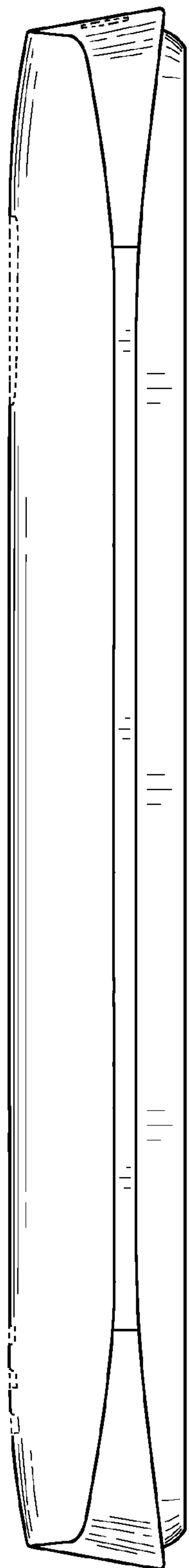


FIG. 4

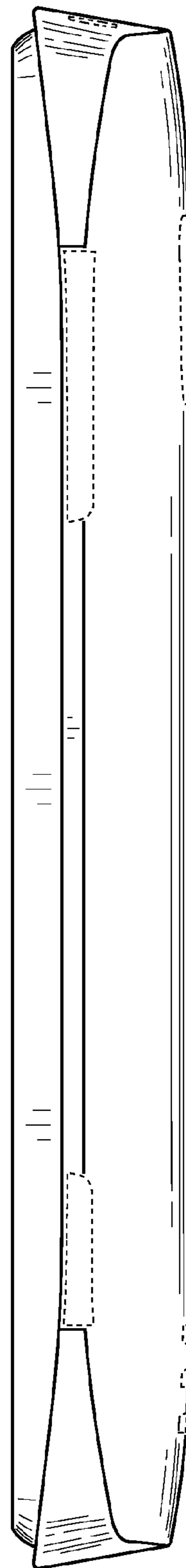


FIG. 5

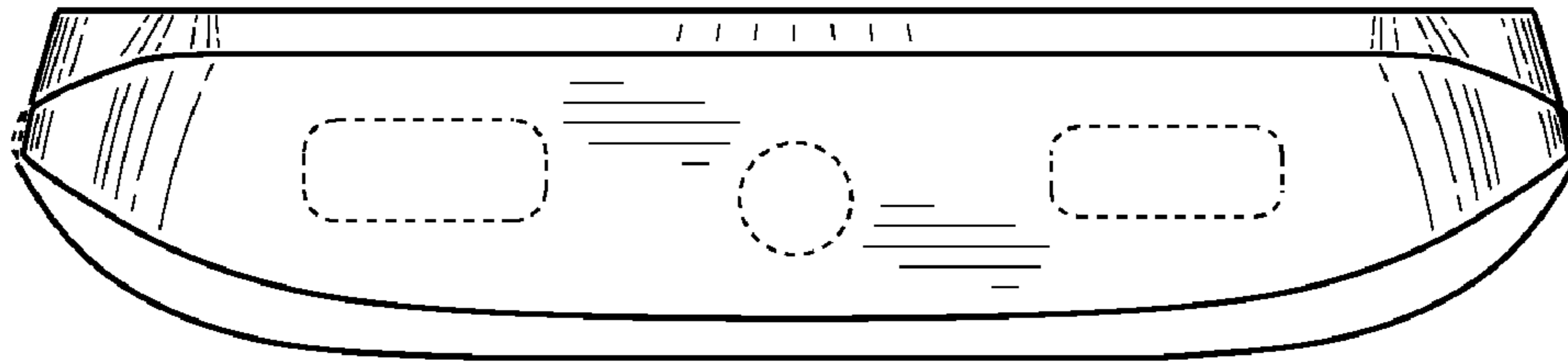


FIG. 6

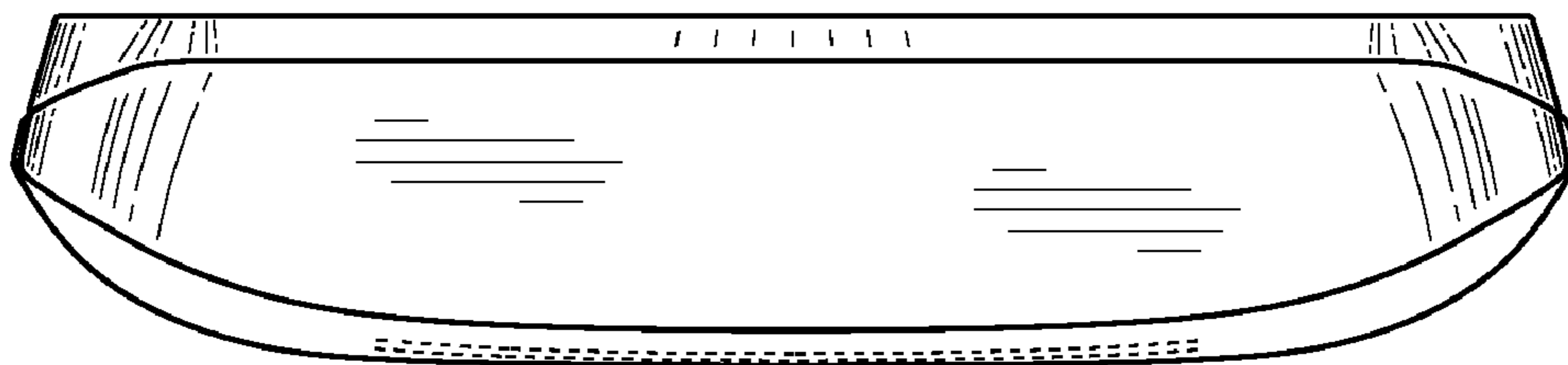


FIG. 7