



US00D637972S

(12) **United States Design Patent**
Canning

(10) **Patent No.:** **US D637,972 S**

(45) **Date of Patent:** **** *May 17, 2011**

(54) **KEYED COMMUNICATION JACK**

(75) Inventor: **Michael W. Canning**, Plano, TX (US)

(73) Assignee: **CommScope, Inc. of North Carolina**,
Hickory, NC (US)

(*) Notice: This patent is subject to a terminal disclaimer.

(**) Term: **14 Years**

(21) Appl. No.: **29/366,807**

(22) Filed: **Jul. 29, 2010**

(51) **LOC (9) Cl.** **13-03**

(52) **U.S. Cl.** **D13/154**

(58) **Field of Classification Search** D13/133,
D13/147, 154, 184; 439/108, 278, 374, 377,
439/607.01, 607.04, 607.05, 607.17, 607.25,
439/607.34, 607.41, 607.53, 650, 677, 660,
439/680, 892, 894

See application file for complete search history.

(56) **References Cited**

U.S. PATENT DOCUMENTS

4,457,575	A	7/1984	Davis et al.	
4,596,436	A	6/1986	Kraemer et al.	
4,764,129	A	8/1988	Jones et al.	
5,119,419	A	6/1992	McDaid	
6,146,207	A	11/2000	Mulot	
6,196,880	B1	3/2001	Goodrich et al.	
6,276,943	B1	8/2001	Boutros et al.	
D459,311	S *	6/2002	Chen	D13/147
6,869,318	B2	3/2005	Viklund et al.	
6,960,025	B2	11/2005	Gurreri	
D530,672	S *	10/2006	Mine et al.	D13/147
7,118,286	B2	10/2006	Gurreri et al.	
D537,037	S *	2/2007	Takehara et al.	D13/133
7,182,523	B2	2/2007	Abendschein et al.	
D539,741	S *	4/2007	Takehara et al.	D13/133
7,258,493	B2	8/2007	Milette	

7,318,754	B1	1/2008	Vaden et al.	
7,325,976	B2	2/2008	Gurreri et al.	
7,387,447	B2	6/2008	Mudd et al.	
7,427,218	B1 *	9/2008	Hashim et al.	439/676
D584,688	S *	1/2009	Sasada et al.	D13/133
7,594,829	B2	9/2009	Vaden et al.	
D605,134	S *	12/2009	Tanaka et al.	D13/147
2007/0287332	A1 *	12/2007	Gordon et al.	439/607
2008/0009199	A1 *	1/2008	Hashim	439/676
2009/0068883	A1 *	3/2009	Goodrich et al.	439/544

OTHER PUBLICATIONS

Avaya Inc., Jack Frame, Engineering Drawing 860113588, Dec. 10, 2002 sheet, jack product sold by CommScope, Inc.

Avaya Inc., Housing, Engineering Drawing 860113604, Dec. 13, 2002, plug product sold by CommScope, Inc.

* cited by examiner

Primary Examiner — Daniel D Bui

(74) *Attorney, Agent, or Firm* — Muncy, Geissler, Olds & Lowe, PLLC

(57) **CLAIM**

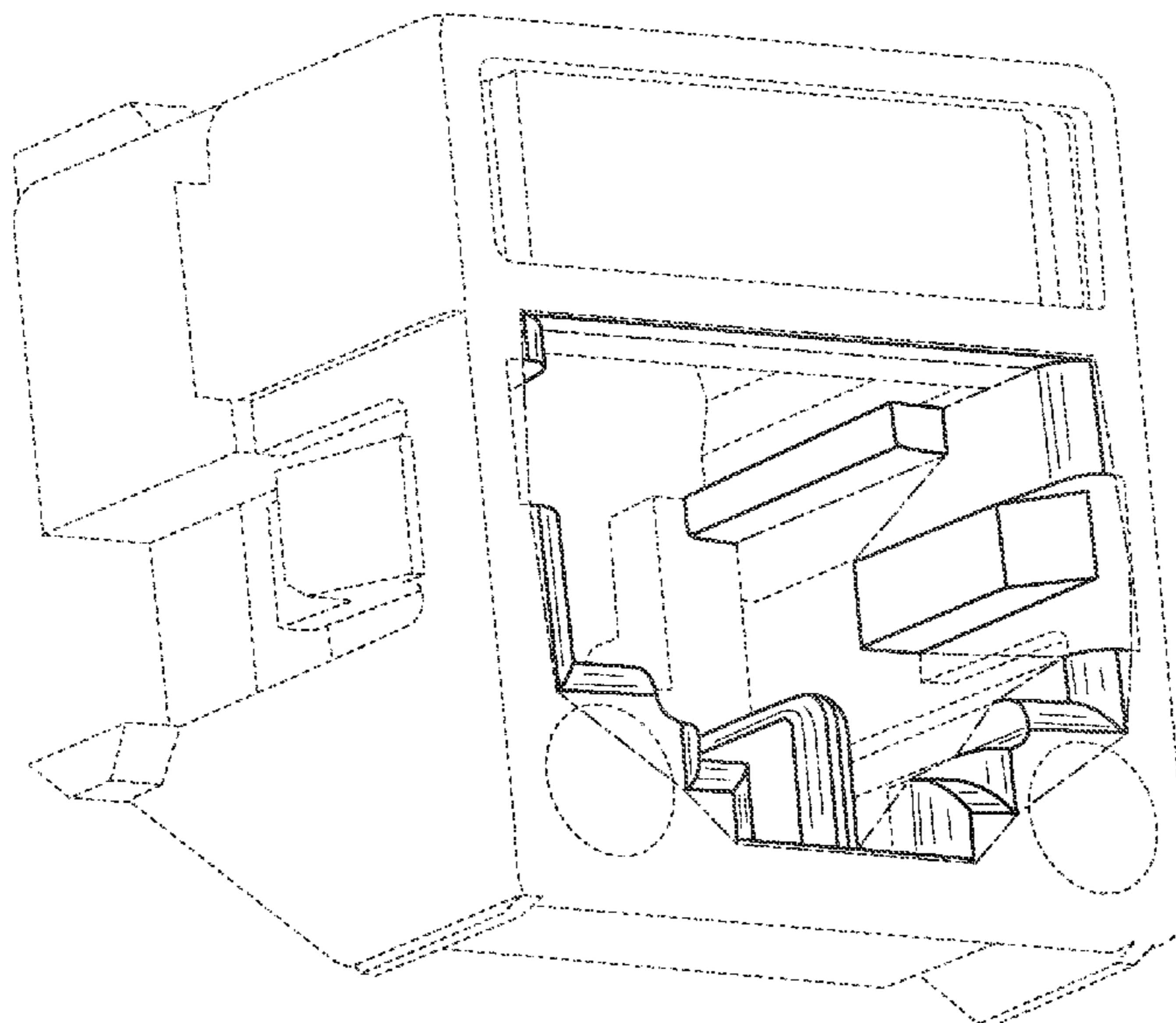
The ornamental design for a keyed communication jack, as shown and described.

DESCRIPTION

FIG. 1 is a perspective view of the keyed communication jack showing my new design;
FIG. 2 is a front view thereof;
FIG. 3 is a rear view thereof;
FIG. 4 is a left side view thereof;
FIG. 5 is a right side view thereof;
FIG. 6 is a top plan view thereof; and,
FIG. 7 is a bottom plan view thereof.

The even-broken line in the figure drawings is included to show unclaimed subject matter only and forms no part of the claimed design, the dash-dot line represents the boundaries of the claimed design.

1 Claim, 7 Drawing Sheets



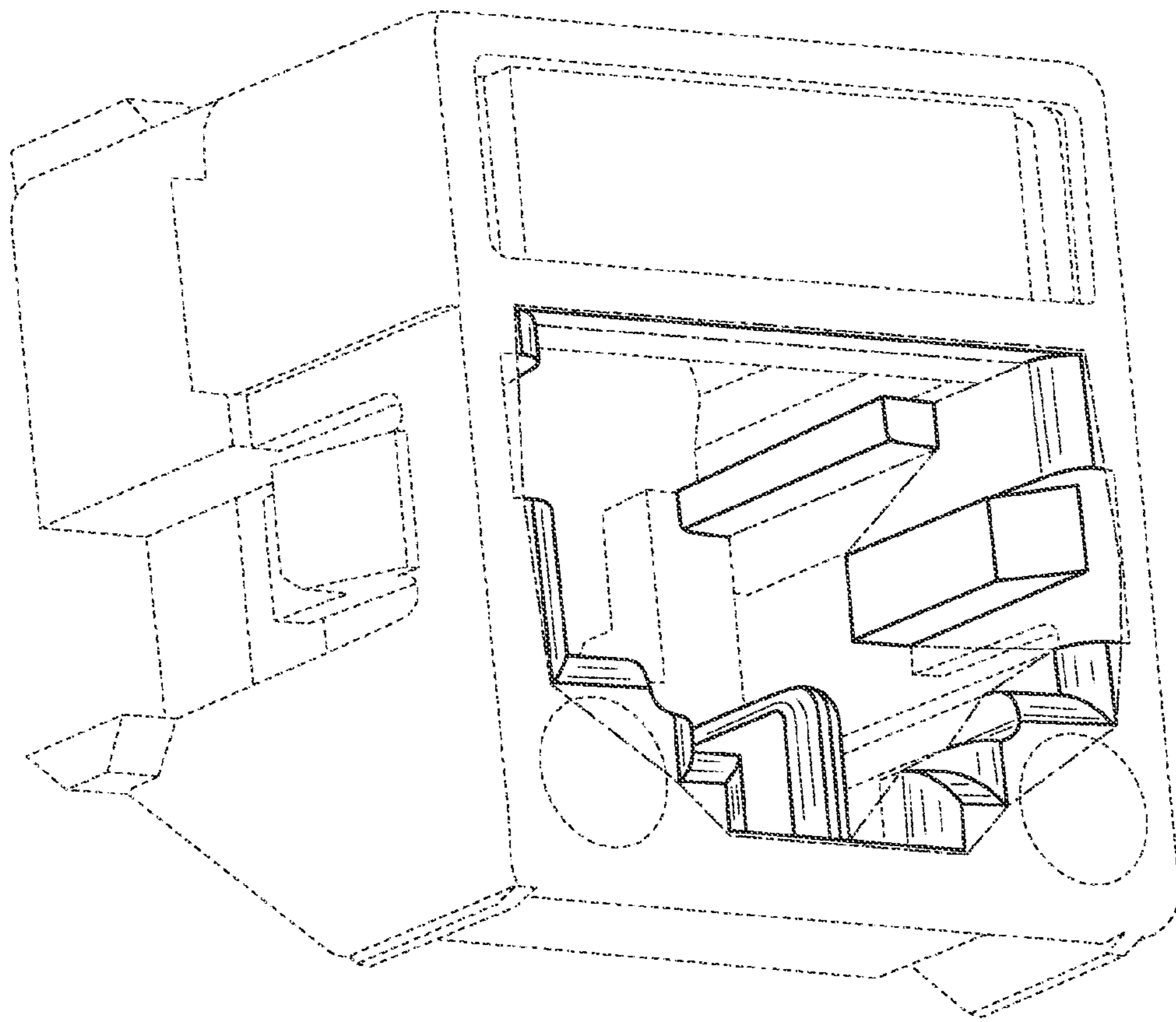


FIG. 1

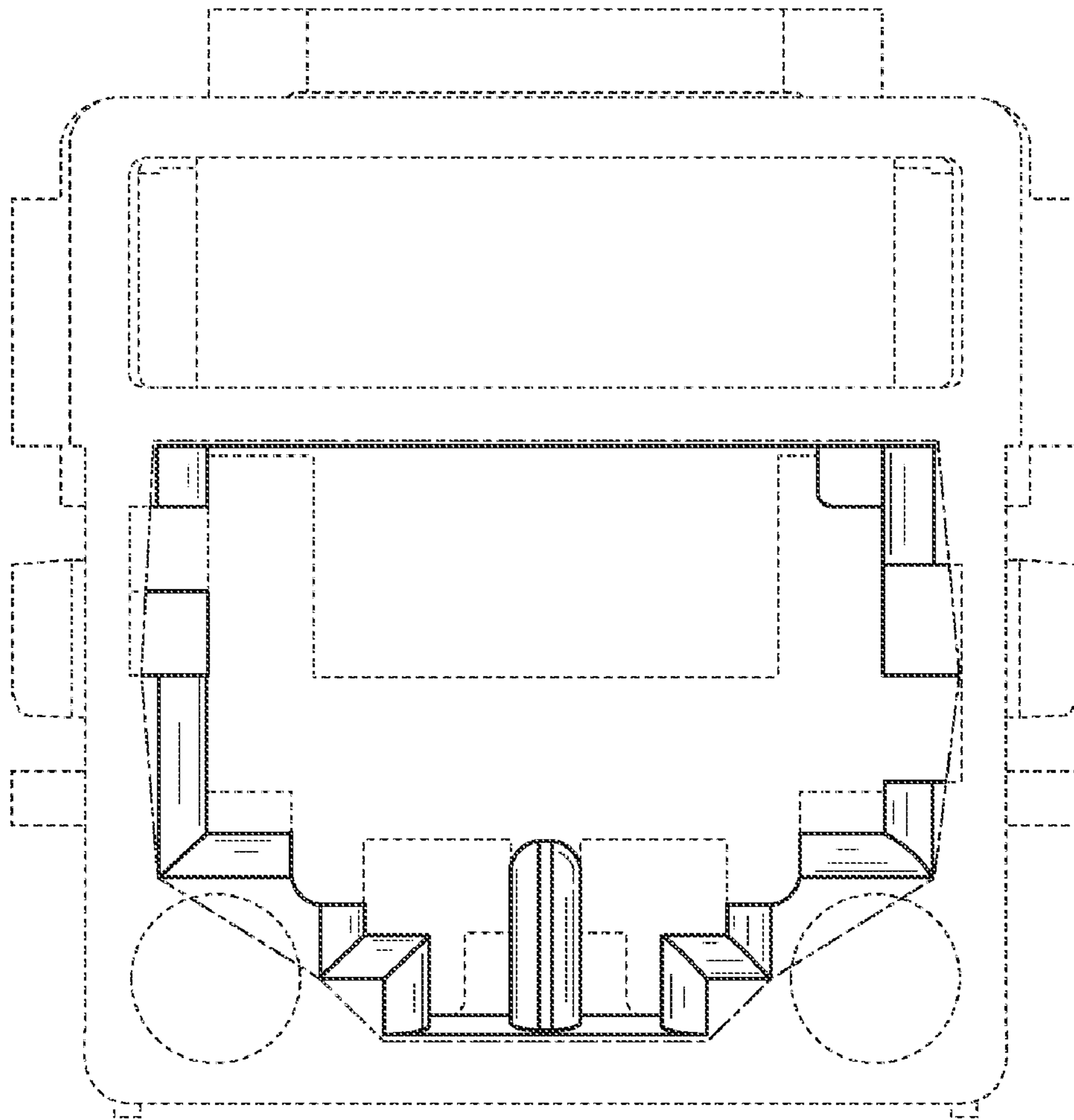


FIG. 2

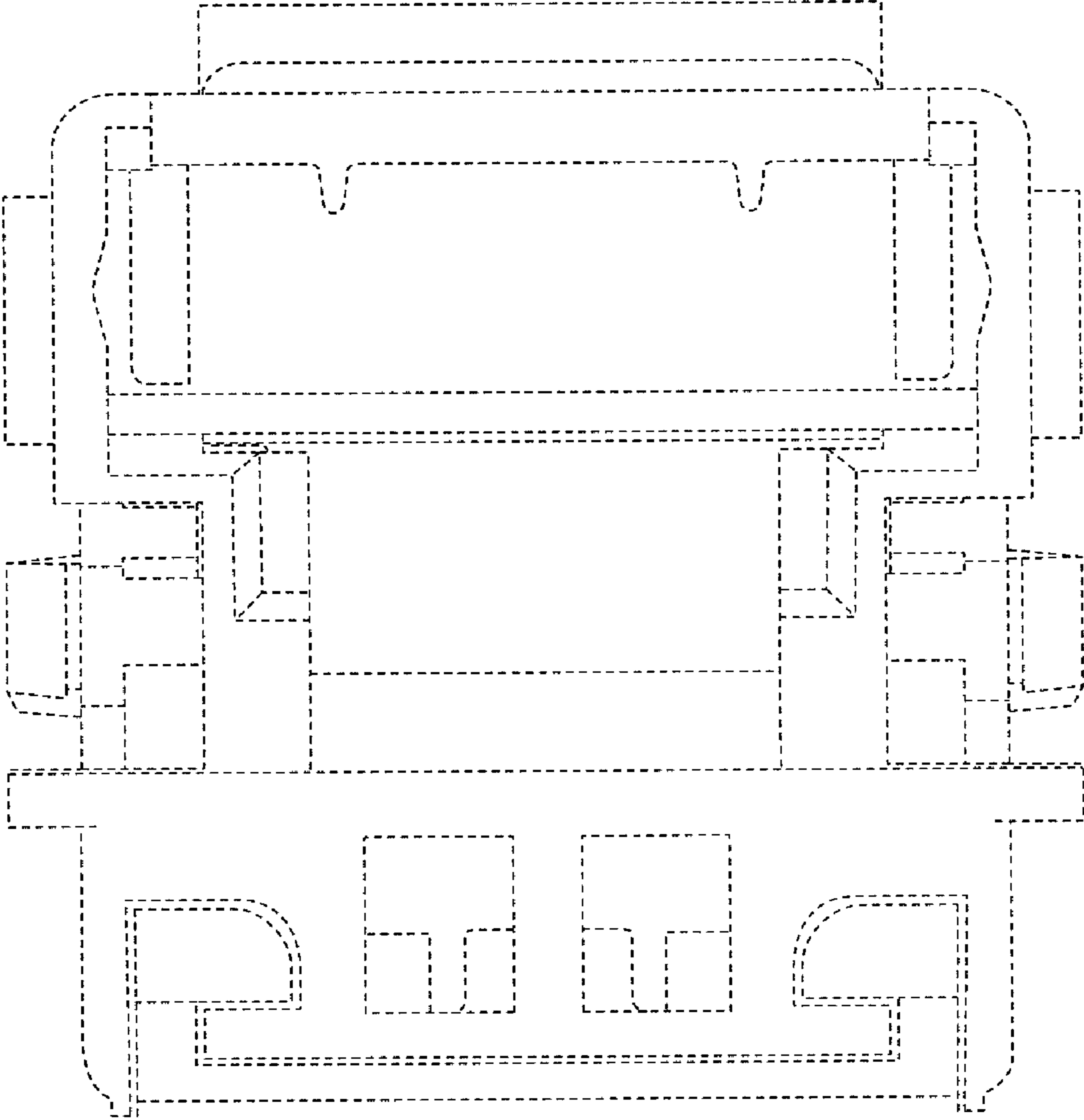


FIG. 3

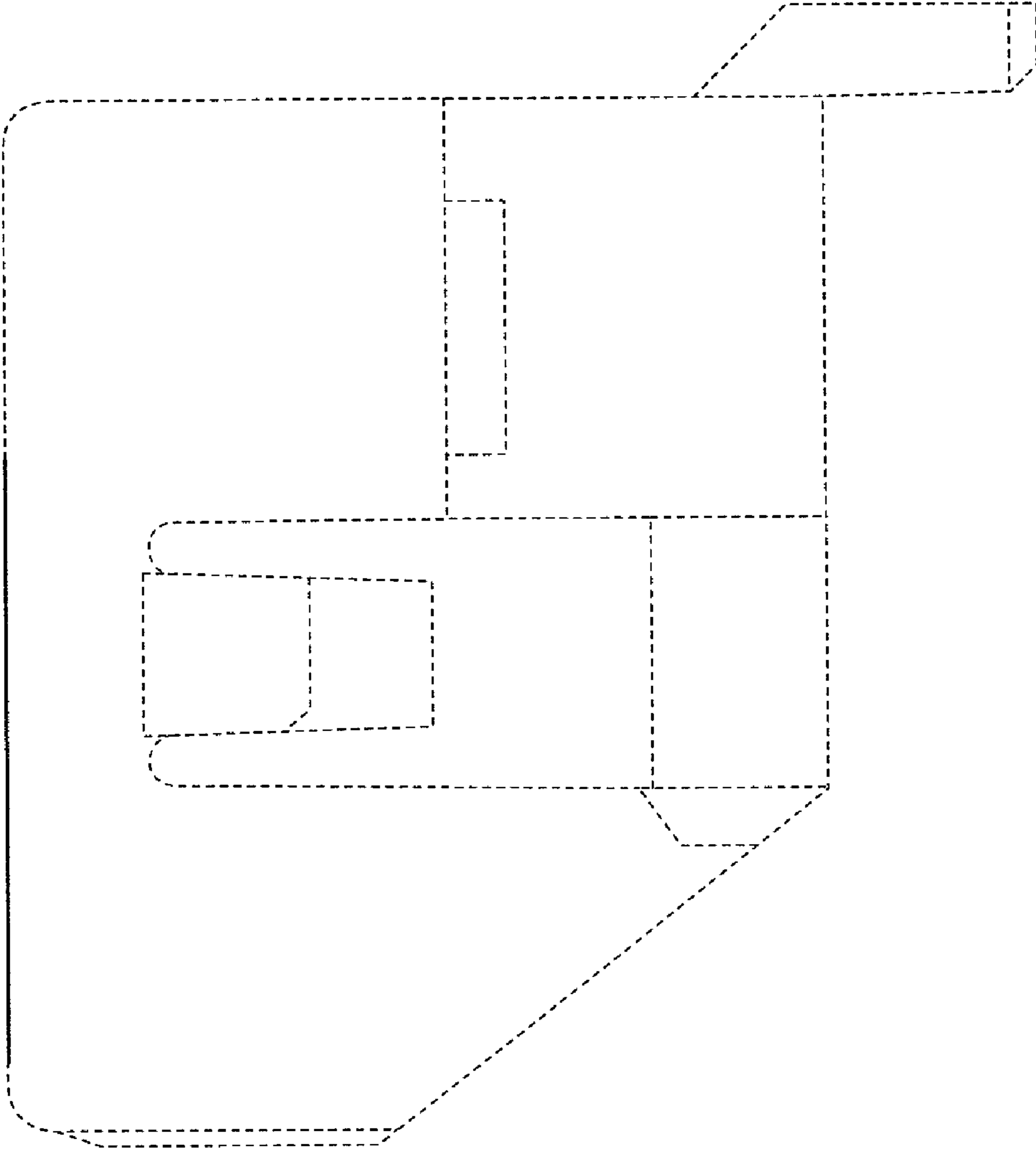


FIG. 4

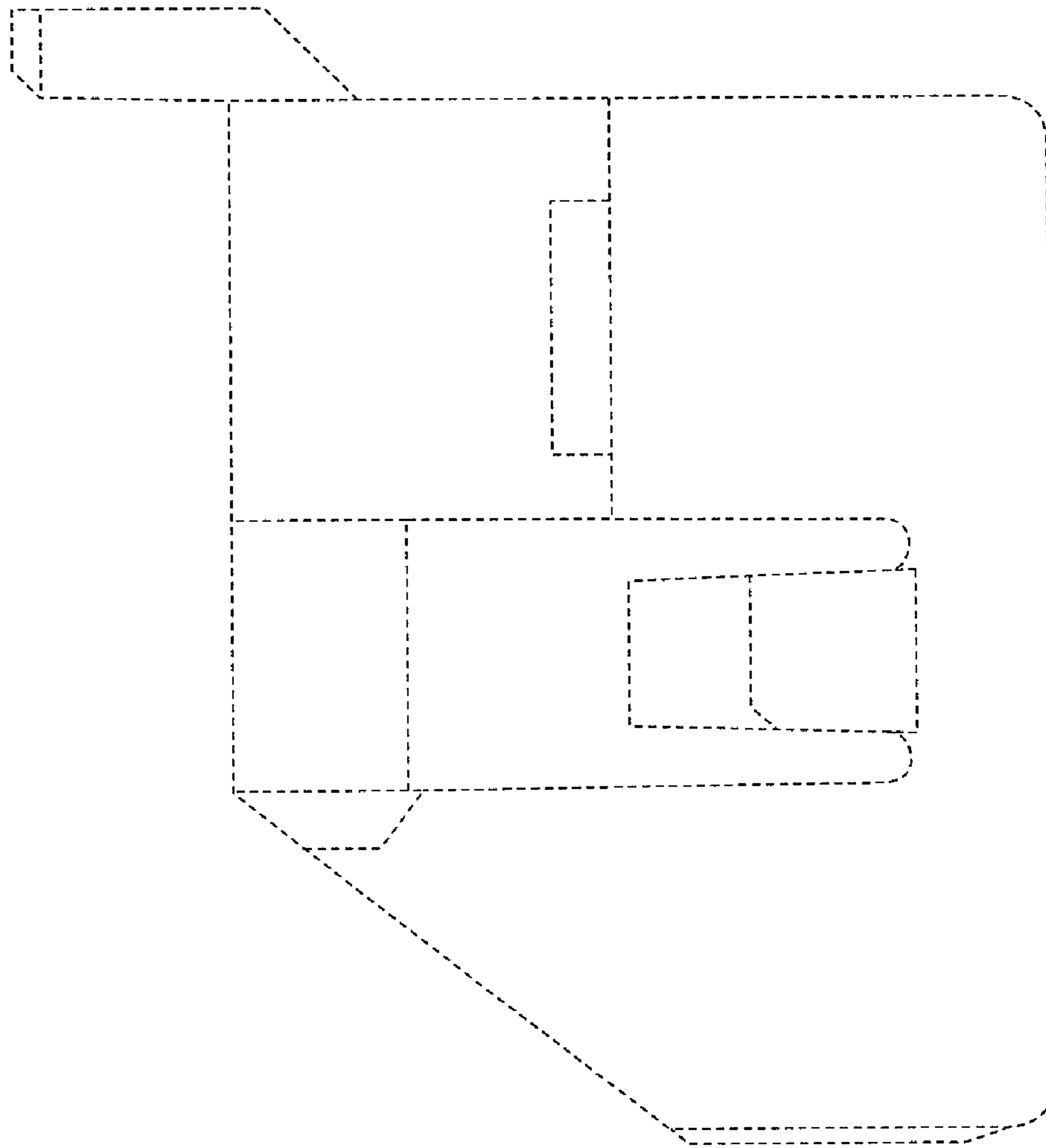


FIG. 5

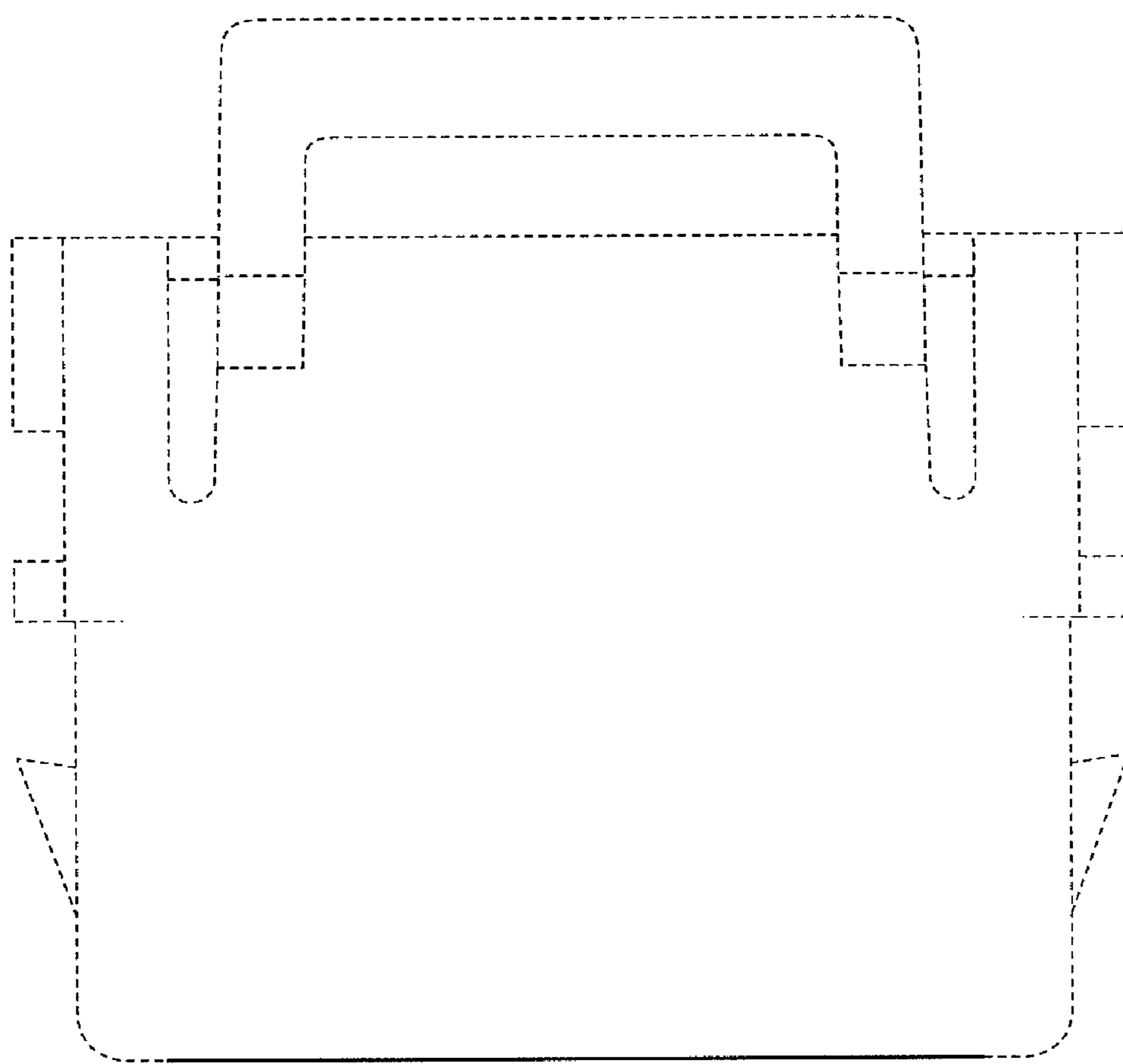


FIG. 6

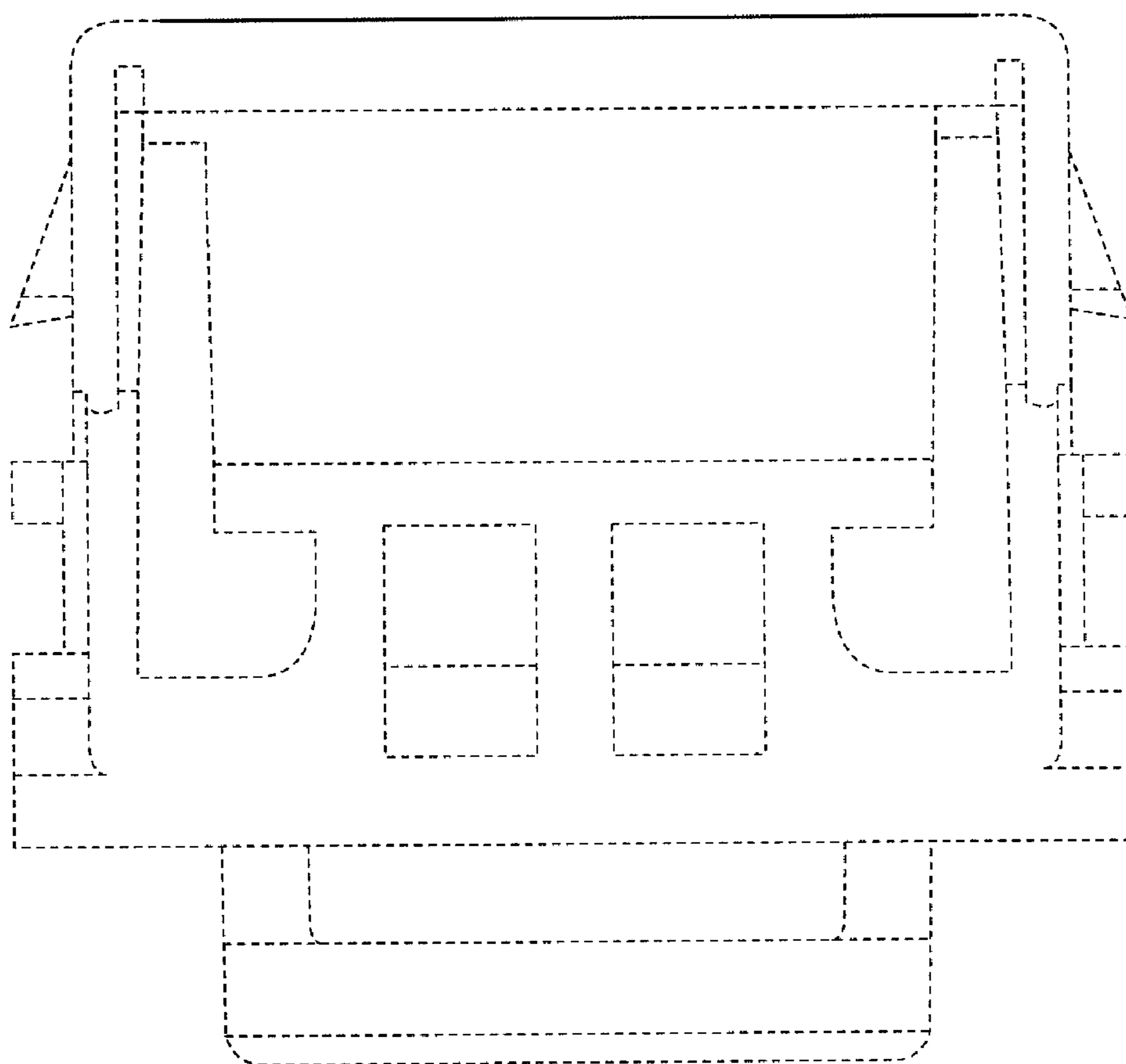


FIG. 7