



US00D637955S

(12) **United States Design Patent**
Lee et al.

(10) **Patent No.:** **US D637,955 S**
(45) **Date of Patent:** **** May 17, 2011**

(54) **POWER CENTER**
(75) Inventors: **Noel Lee**, Las Vegas, NV (US); **Jacky Hsiung**, San Jose, CA (US)
(73) Assignee: **Monster Cable Products, Inc.**, Brisbane, CA (US)
(**) Term: **14 Years**
(21) Appl. No.: **29/351,170**
(22) Filed: **Dec. 1, 2009**
(51) **LOC (9) Cl.** **13-03**
(52) **U.S. Cl.** **D13/139.7**
(58) **Field of Classification Search** ... D13/137.1-137.4, D13/139.1-139.8, 160, 162, 164, 178, 184, D13/199; 361/118, 119; 439/106-108, 188, 439/535, 650-654
See application file for complete search history.

D468,689 S 1/2003 Lee
6,589,073 B2 7/2003 Lee
D484,098 S * 12/2003 Lee D13/139.8
D490,371 S 5/2004 Lee et al.
D490,372 S 5/2004 Lee et al.
D549,656 S * 8/2007 Hsiao D13/139.8
D564,451 S * 3/2008 Fornino D13/139.8
D576,553 S * 9/2008 Lee et al. D13/139.6
D584,225 S 1/2009 Lee et al.

OTHER PUBLICATIONS

U.S. Appl. No. 29/284,170, filed Aug. 31, 2007, Noel Lee, et al.
U.S. Appl. No. 12/201,691, filed Aug. 29, 2008, Anthony DiChiro, et al.
U.S. Appl. No. 11/849,830, filed Sep. 4, 2007, Noel Lee, et al.
U.S. Appl. No. 11/969,870, filed Jan. 4, 2008, Noel Lee, et al.
U.S. Appl. No. 11/969,872, filed Jan. 4, 2008, Noel Lee, et al.

* cited by examiner

Primary Examiner — Rosemary K Tarcza
(74) *Attorney, Agent, or Firm* — LaRiviere, Grubman & Payne, LLP

(56) **References Cited**

U.S. PATENT DOCUMENTS

D270,629 S * 9/1983 Drew D13/139.7
D350,940 S * 9/1994 Rossman et al. D13/139.8
D368,893 S * 4/1996 Harwood et al. D13/139.8
5,984,728 A * 11/1999 Chen et al. 439/620.22
D443,249 S 6/2001 Lee
D443,250 S 6/2001 Lee
D444,450 S 7/2001 Lee
D446,189 S * 8/2001 Lee D13/139.8
D446,503 S * 8/2001 Lee D13/139.8
D447,119 S 8/2001 Lee
6,315,604 B1 11/2001 Lee
D458,225 S * 6/2002 Stekelenburg D13/139.8
D465,456 S 11/2002 Lee
D467,226 S 12/2002 Lee
D467,227 S 12/2002 Lee
D467,875 S * 12/2002 Barger et al. D13/139.8
D468,262 S 1/2003 Lee
D468,263 S 1/2003 Lee

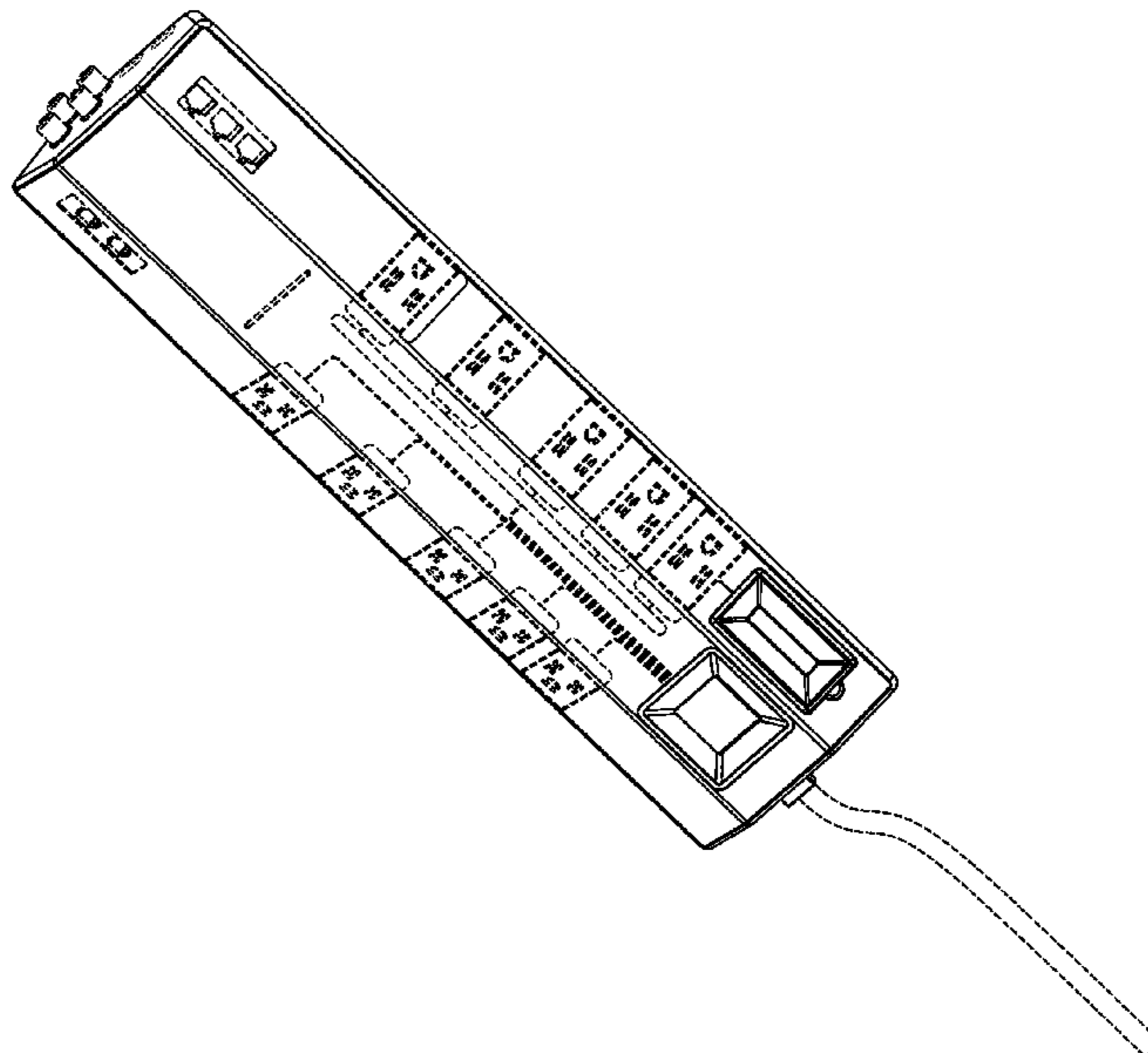
(57) **CLAIM**

The ornamental design for a power center, as shown and described.

DESCRIPTION

FIG. 1 is a front perspective view of a power center, showing our new design.
FIG. 2 is a top view thereof;
FIG. 3 is a bottom view thereof;
FIG. 4 is a side view thereof;
FIG. 5 is an opposing side view thereof;
FIG. 6 is a front view thereof; and,
FIG. 7 is a rear view thereof.
The broken line showing of the environment is for illustrative purposes only and forms no part of the claimed design.

1 Claim, 4 Drawing Sheets



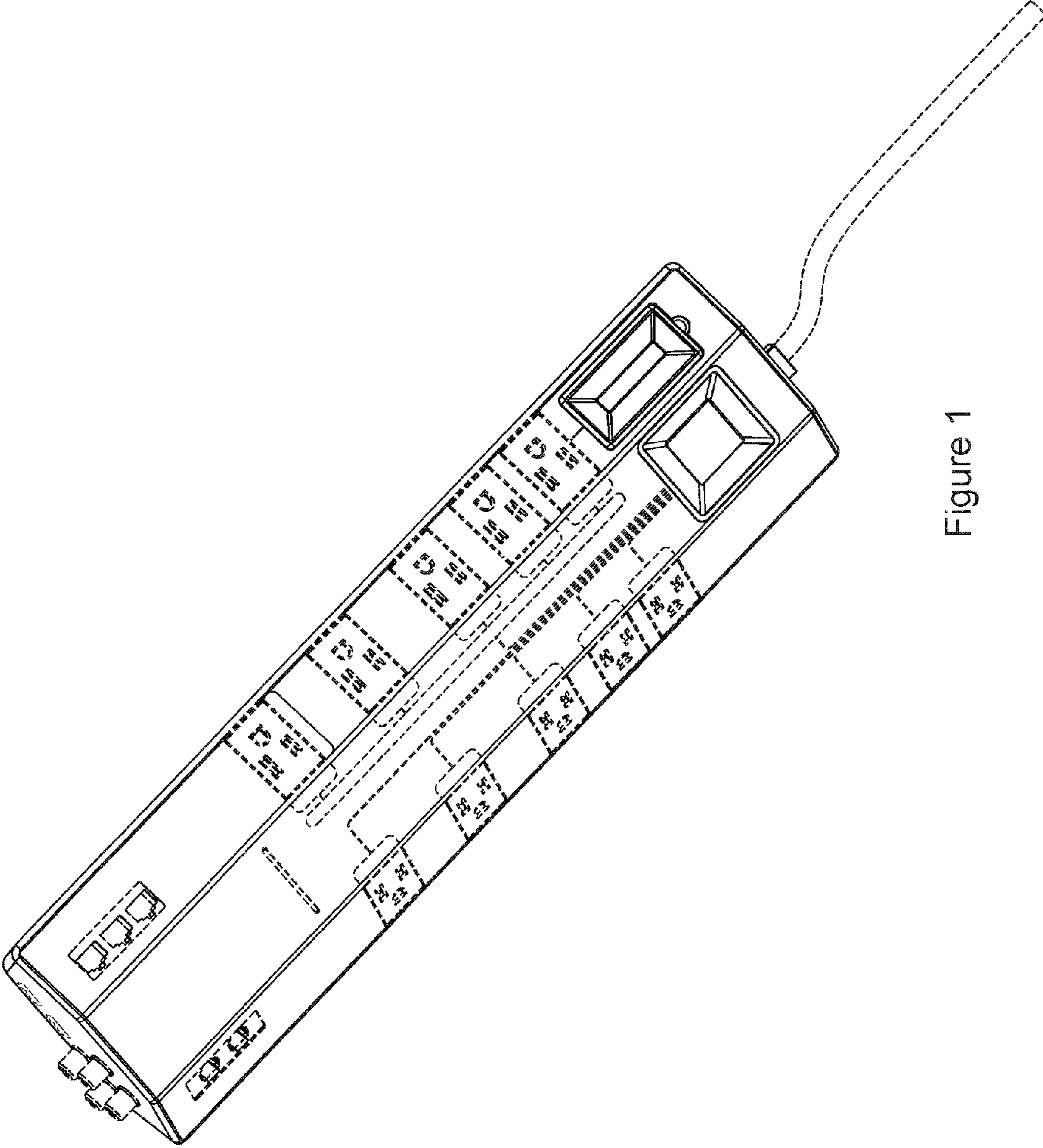


Figure 1

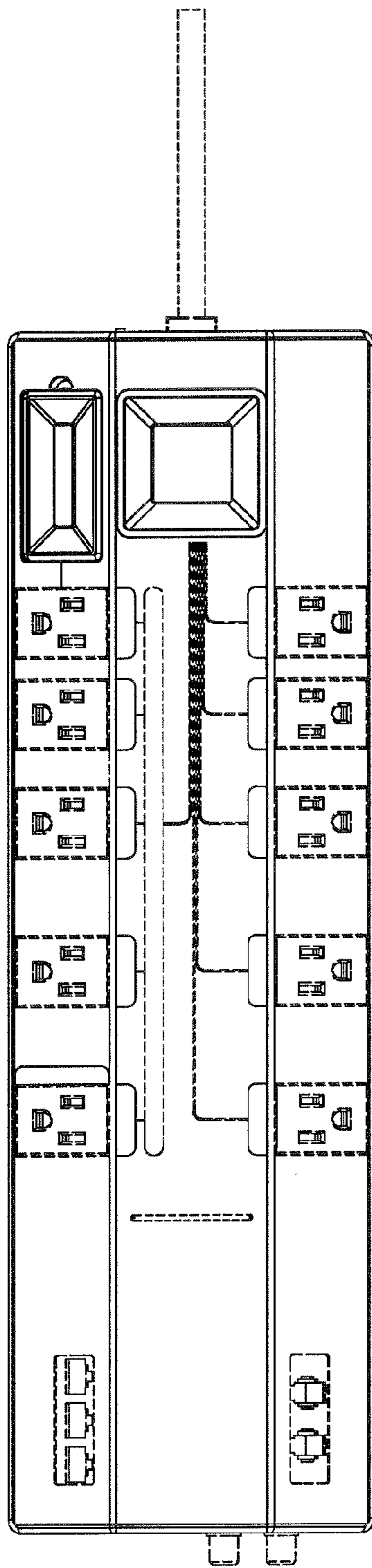


Figure 2




Figure 3

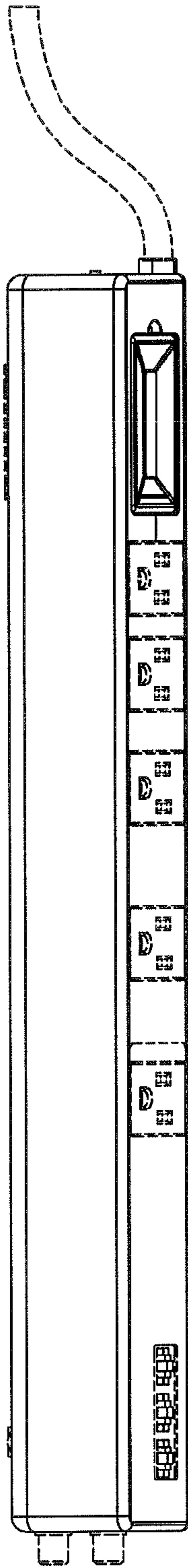


Figure 4

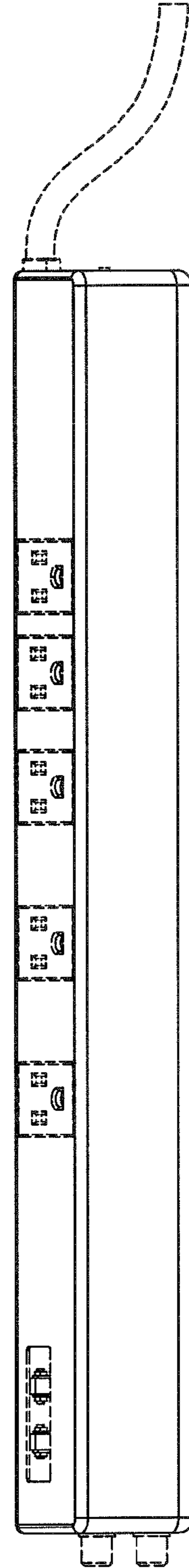


Figure 5

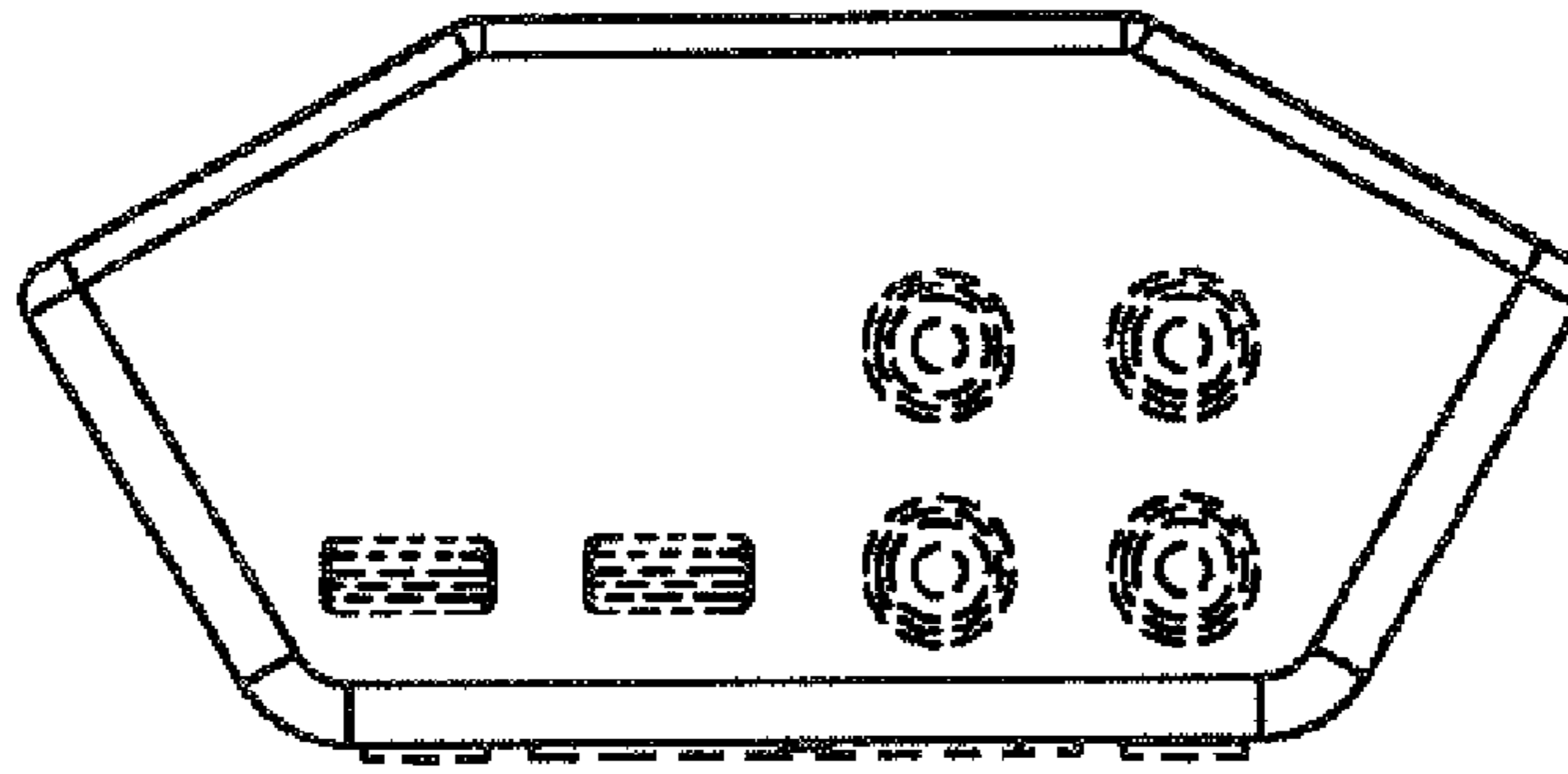


Figure 6

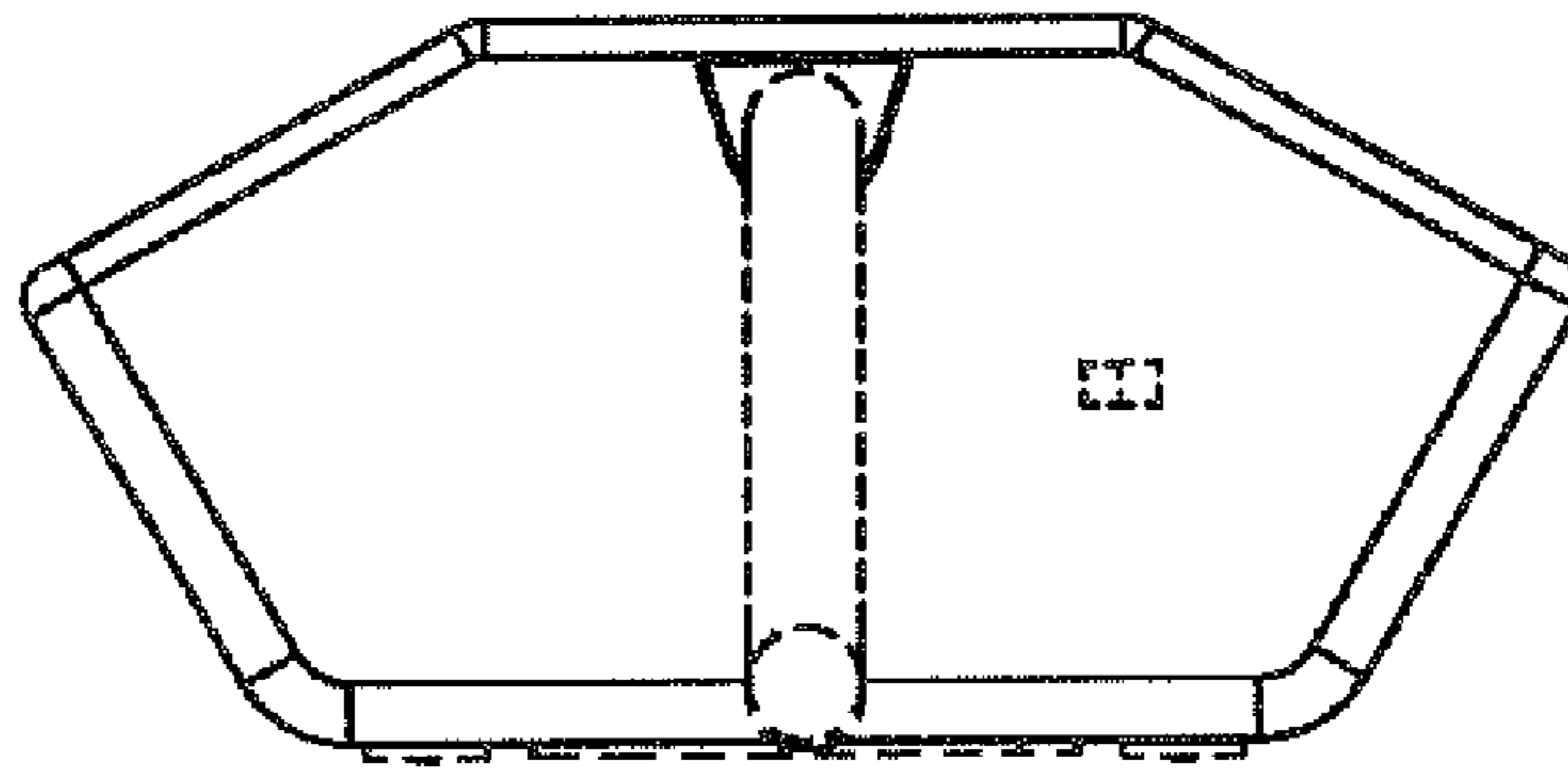


Figure 7