



US00D637953S

(12) **United States Design Patent**  
**Huang et al.**

(10) **Patent No.:** **US D637,953 S**

(45) **Date of Patent:** **\*\* May 17, 2011**

(54) **PHONE CHARGER**

(75) Inventors: **Chao Huang**, Helsinki (FI); **Anna Klemettilä-Sorri**, Espoo (FI)

(73) Assignee: **Nokia Corporation**, Espoo (FI)

(\*\*) Term: **14 Years**

(21) Appl. No.: **29/377,889**

(22) Filed: **Oct. 27, 2010**

(51) **LOC (9) Cl.** ..... **13-02**

(52) **U.S. Cl.** ..... **D13/108**

(58) **Field of Classification Search** ..... D13/107–110,  
D13/118–119, 184, 199; D14/155, 205,  
D14/217, 218, 251, 253, 432, 434, 138 R,  
D14/174; 320/107–115; 455/352, 355  
See application file for complete search history.

(56) **References Cited**

**U.S. PATENT DOCUMENTS**

D375,483 S *	11/1996	Tashiro	.....	D13/110
D391,227 S *	2/1998	Dickey	.....	D13/133
D471,900 S *	3/2003	Saunders et al.	.....	D14/240
D493,175 S *	7/2004	Schmidt et al.	.....	D14/433
D520,984 S *	5/2006	Lee et al.	.....	D14/155
D568,243 S *	5/2008	Jidaisho	.....	D13/110
D572,230 S *	7/2008	Neu et al.	.....	D14/155

D592,138 S *	5/2009	Mahaffey et al.	.....	D13/123
D594,440 S *	6/2009	Hynecek et al.	.....	D14/155
D614,167 S	4/2010	Brickstad		
D615,929 S *	5/2010	Maurer et al.	.....	D13/137.4
D619,558 S *	7/2010	Seil et al.	.....	D14/155
D627,069 S *	11/2010	Mehlsen et al.	.....	D24/174
D628,535 S *	12/2010	Cheng	.....	D13/108

\* cited by examiner

*Primary Examiner* — Rosemary K Tarca

(74) *Attorney, Agent, or Firm* — Banner & Witcoff, Ltd.

(57) **CLAIM**

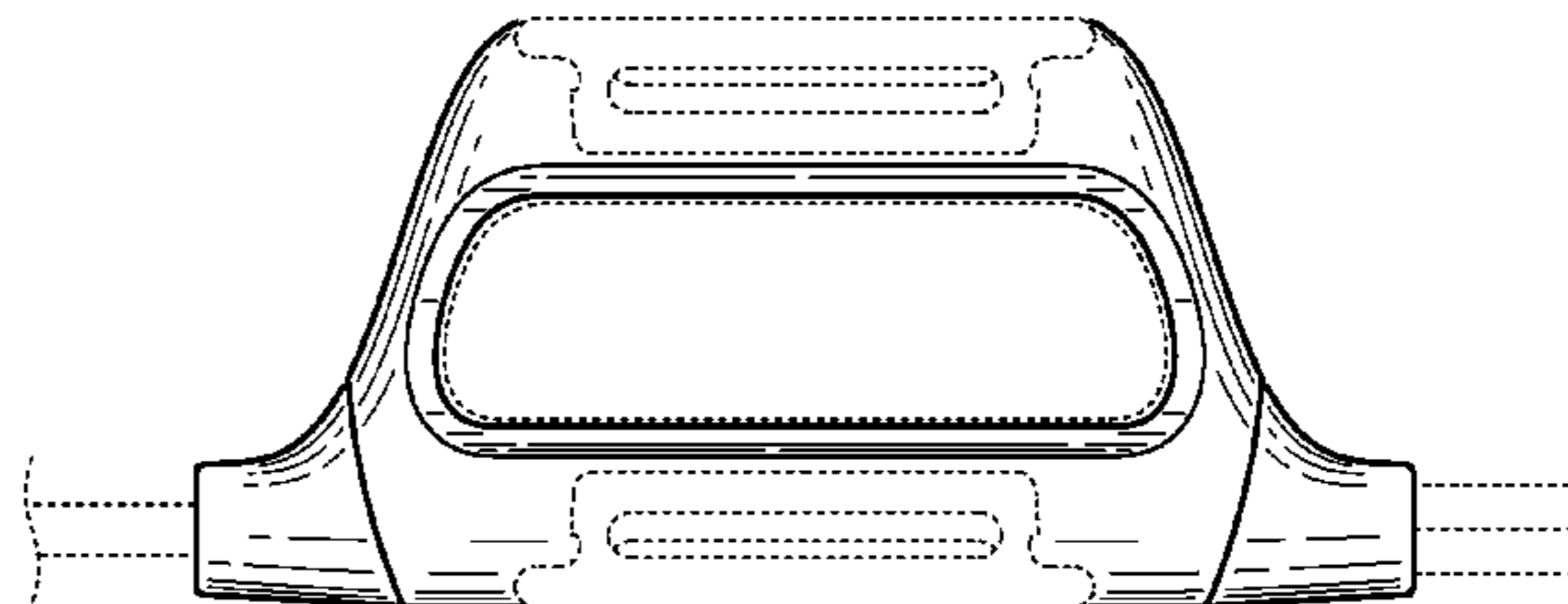

The ornamental design for a phone charger, as shown and described.

**DESCRIPTION**

FIG. 1 is a perspective view of a phone charger showing our new design;  
FIG. 2 is a bottom view thereof;  
FIG. 3 is a top view thereof;  
FIG. 4 is a left side view thereof;  
FIG. 5 is a right side view thereof;  
FIG. 6 is a rear view thereof; and,  
FIG. 7 is a front view thereof.

The broken-line showing of the environmental structure and the unshaded regions therein is for illustrative purposes only and forms no part of the claimed design.

**1 Claim, 4 Drawing Sheets**






FIG. 1

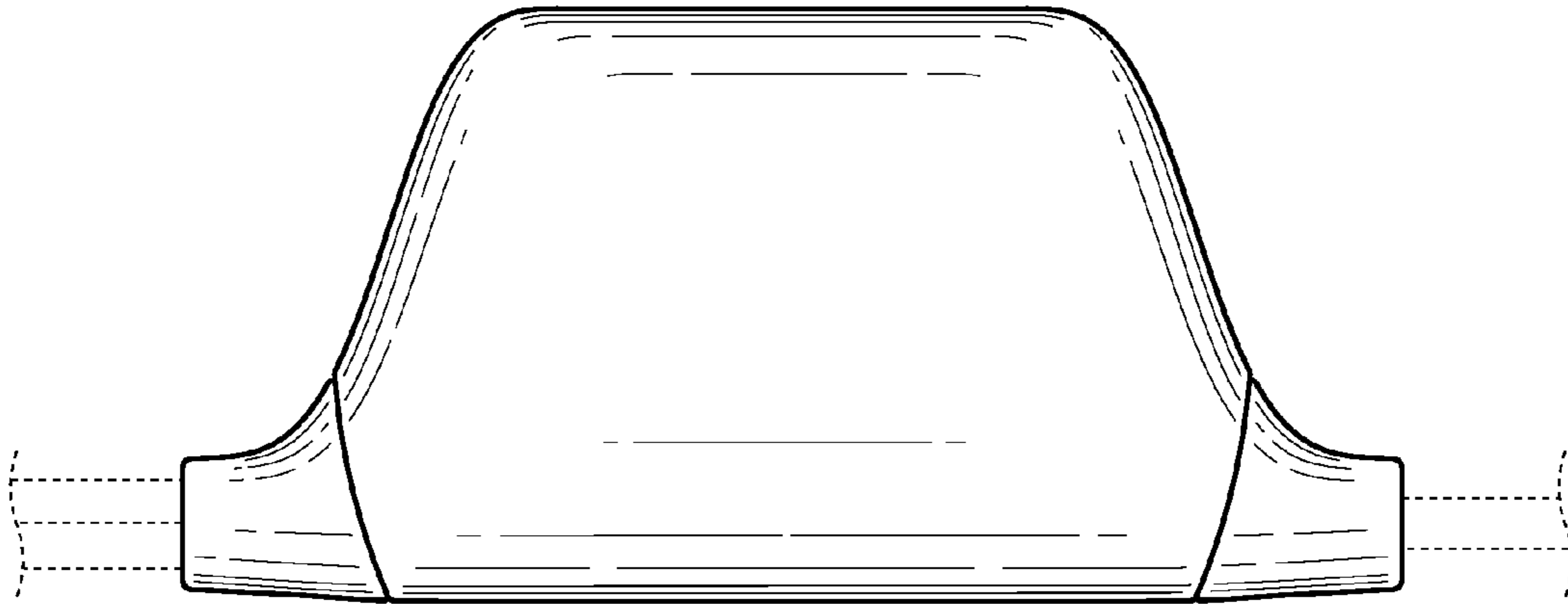


FIG. 2

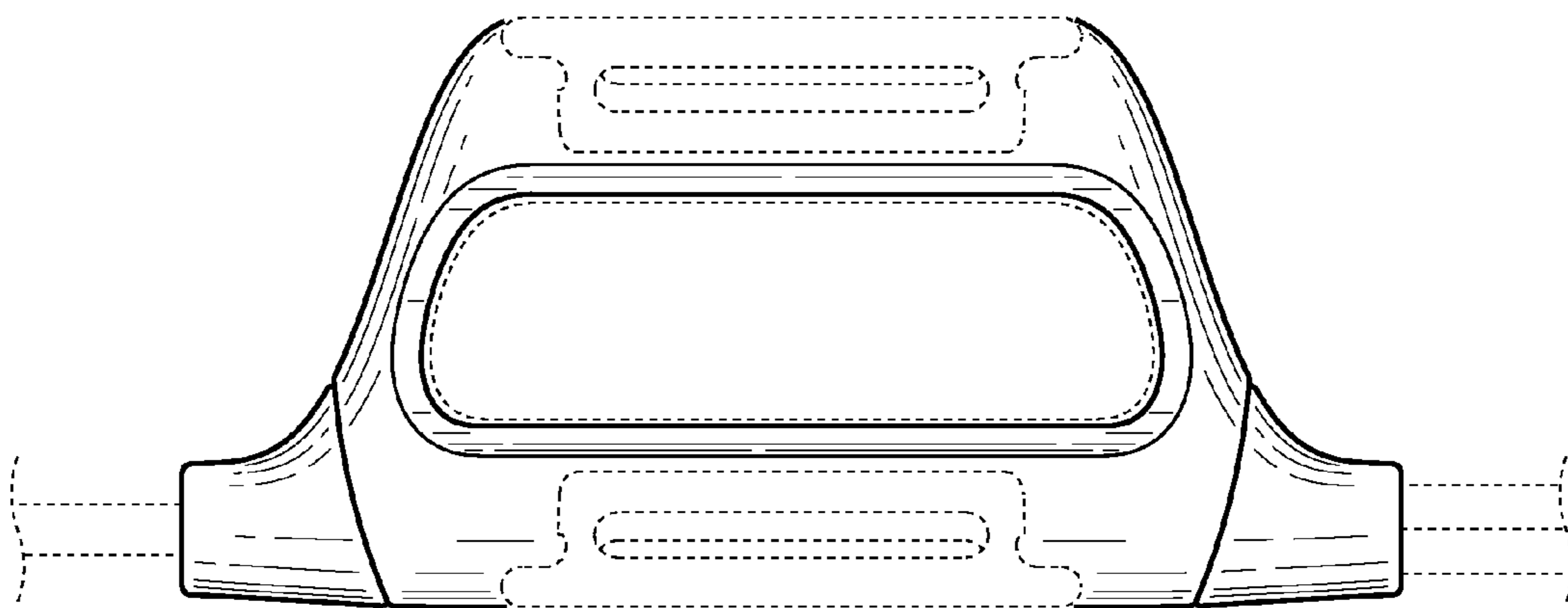


FIG. 3

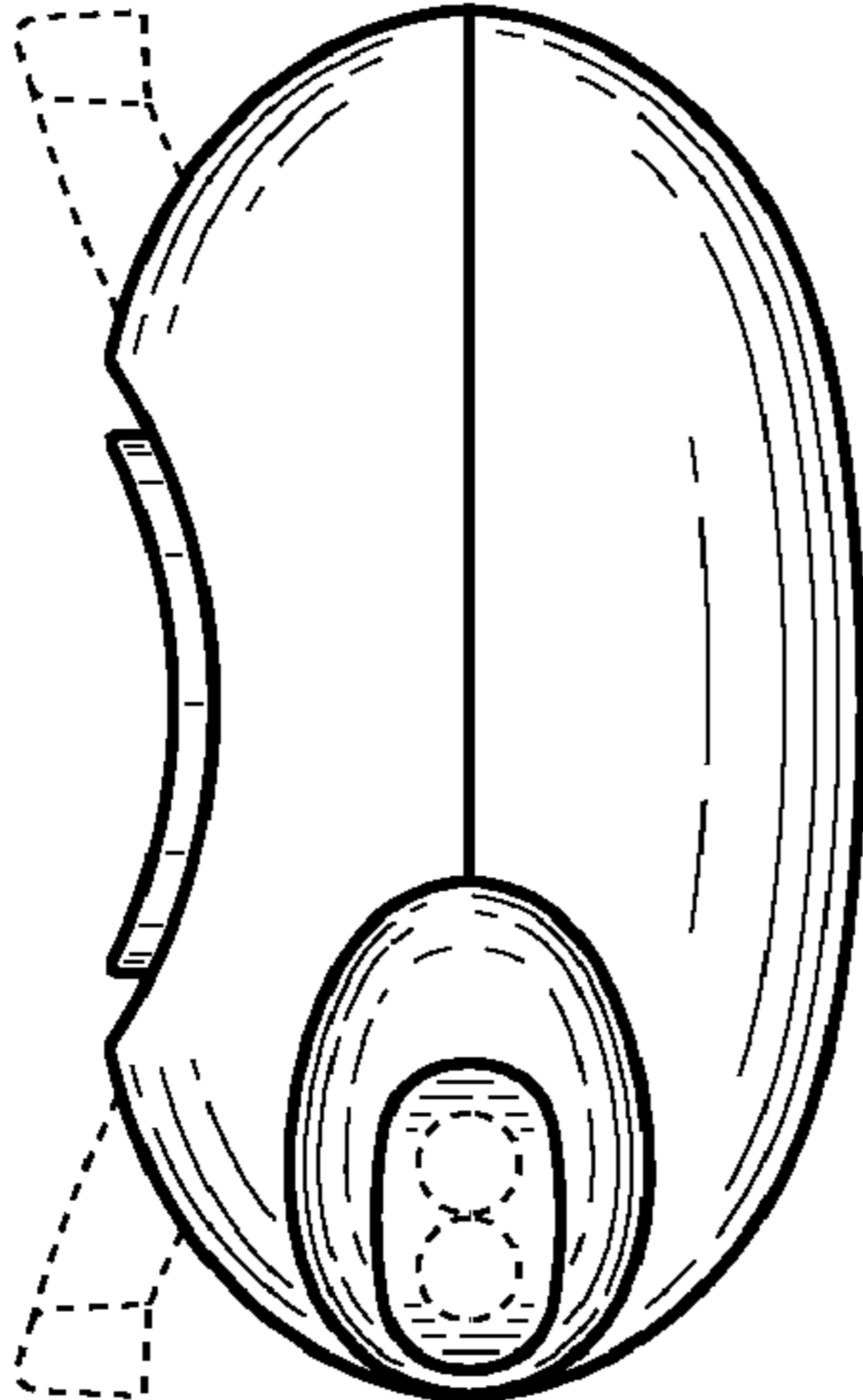


FIG. 4

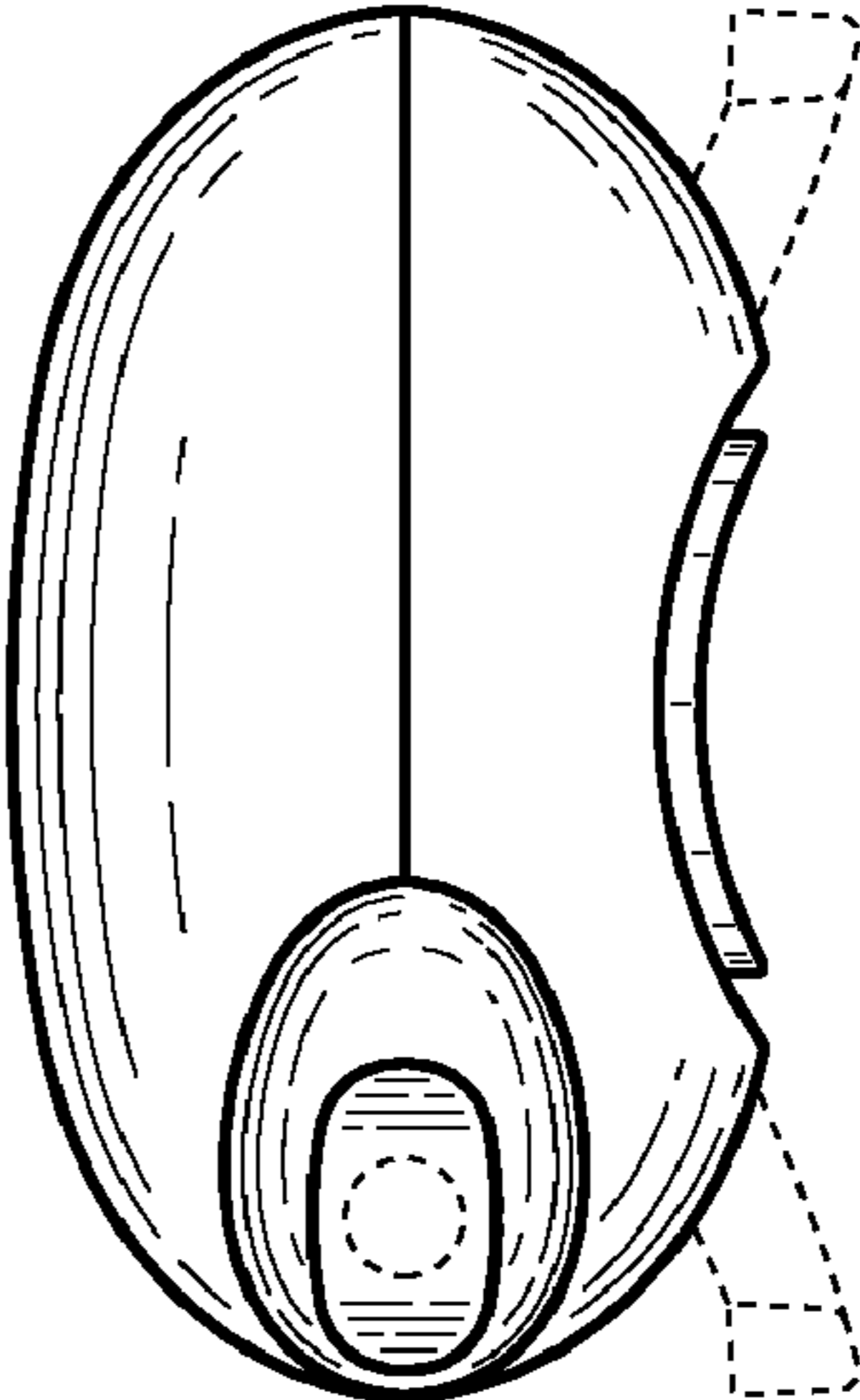


FIG. 5




FIG. 6




FIG. 7