



US00D637942S

(12) **United States Design Patent**
Lee et al.

(10) **Patent No.:** **US D637,942 S**

(45) **Date of Patent:** **** May 17, 2011**

(54) **STRAP RETAINER**

(75) Inventors: **Jane Lee**, Fullerton, CA (US); **Joshua J. Kompa**, Trabuco Canyon, CA (US)

(73) Assignee: **Ossur HF**, Reykjavik (IS)

(**) Term: **14 Years**

(21) Appl. No.: **29/368,230**

(22) Filed: **Aug. 20, 2010**

(51) **LOC (9) Cl.** **02-07**

(52) **U.S. Cl.** **D11/218**

(58) **Field of Classification Search** D11/1-2,
D11/200-201, 206-210, 214-218; 24/163 R,
24/169-171, 173, 177-179, 191, 194-195,
24/197, 200

See application file for complete search history.

(56) **References Cited**

U.S. PATENT DOCUMENTS

689,991	A	12/1901	Rubin	
828,573	A	8/1906	Rubin	
1,153,334	A	9/1915	Oswald	
2,615,218	A	10/1952	Ross	
2,636,234	A	4/1953	Reiter	
3,596,288	A	8/1971	Marchello	
3,853,071	A	12/1974	Snyder et al.	
4,271,999	A	6/1981	Stravitz	
4,660,240	A	4/1987	Hutton et al.	
4,738,341	A	4/1988	Asano	
4,993,127	A	2/1991	Mechem et al.	
5,311,972	A	5/1994	Plath	
D359,710	S *	6/1995	Chinni et al.	D11/218
5,807,294	A	9/1998	Cawley et al.	
6,155,998	A	12/2000	Gilmour	
D435,807	S *	1/2001	Anscher	D11/200
6,361,515	B1	3/2002	Gilmour	
6,425,166	B1	7/2002	Seligman et al.	
6,687,963	B1	2/2004	Chang	
6,719,713	B2	4/2004	Mason	
6,936,019	B2	8/2005	Mason	
6,978,523	B2	12/2005	Downing et al.	

7,045,694	B2	5/2006	Yasunori	
7,059,329	B2	6/2006	Mason et al.	
7,120,982	B2	10/2006	Downing et al.	
7,204,819	B2	4/2007	Berger	
7,231,698	B2	6/2007	Downing et al.	
7,261,700	B2	8/2007	Verkade	
7,285,103	B2	10/2007	Nathanson	
D565,461	S *	4/2008	Johnson et al.	D11/216
7,426,773	B2	9/2008	Downing et al.	
D581,314	S *	11/2008	Janz	D11/200
D581,315	S *	11/2008	Paris et al.	D11/200
7,562,422	B2	7/2009	D'Addario et al.	
7,601,131	B2	10/2009	Gilmour	
2004/0133139	A1	7/2004	Nelson et al.	
2004/0204667	A2	10/2004	Nelson et al.	
2006/0162135	A1	7/2006	Howell et al.	

(Continued)

Primary Examiner — Ralf Seifert

(74) *Attorney, Agent, or Firm* — Bacon & Thomas, PLLC

(57) **CLAIM**

The ornamental design for a strap retainer, as shown and described.

DESCRIPTION

FIG. 1 is a front perspective view of a strap retainer for use in an orthopedic device, showing our design.

FIG. 2 is a front elevational side view of the strap retainer of FIG. 1.

FIG. 3 is a top plan view of the strap retainer of FIG. 1.

FIG. 4 is a first side elevational view of the strap retainer of FIG. 1.

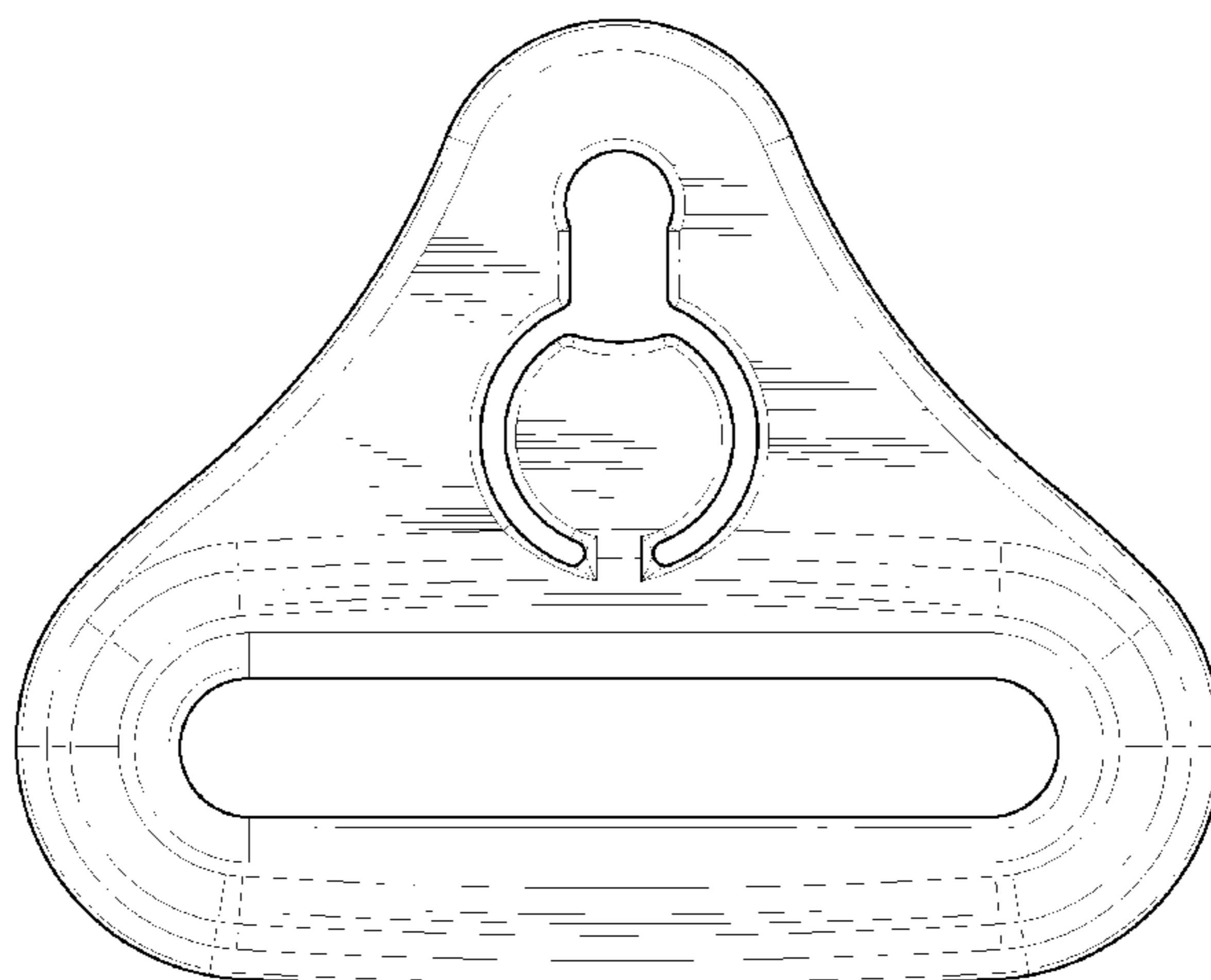
FIG. 5 is a second side elevational view of the strap retainer of FIG. 1.

FIG. 6 is a rear elevational view of the strap retainer of FIG. 1; and,

FIG. 7 is a bottom plan view of the strap retainer of FIG. 1.

The broken lines are included for the purpose of illustrating environmental structure and form no part of the claimed design.

1 Claim, 4 Drawing Sheets



US D637,942 S

Page 2

U.S. PATENT DOCUMENTS

2006/0230583 A1 10/2006 Chen
2008/0195013 A1 8/2008 Ingimundarson et al.
2008/0195014 A1 8/2008 Ingimundarson et al.
2008/0195015 A1 8/2008 Ingimundarson et al.

2008/0237250 A1 10/2008 Swansey
2009/0070969 A1 3/2009 Fildan et al.
2009/0124948 A1 5/2009 Ingimundarson et al.

* cited by examiner

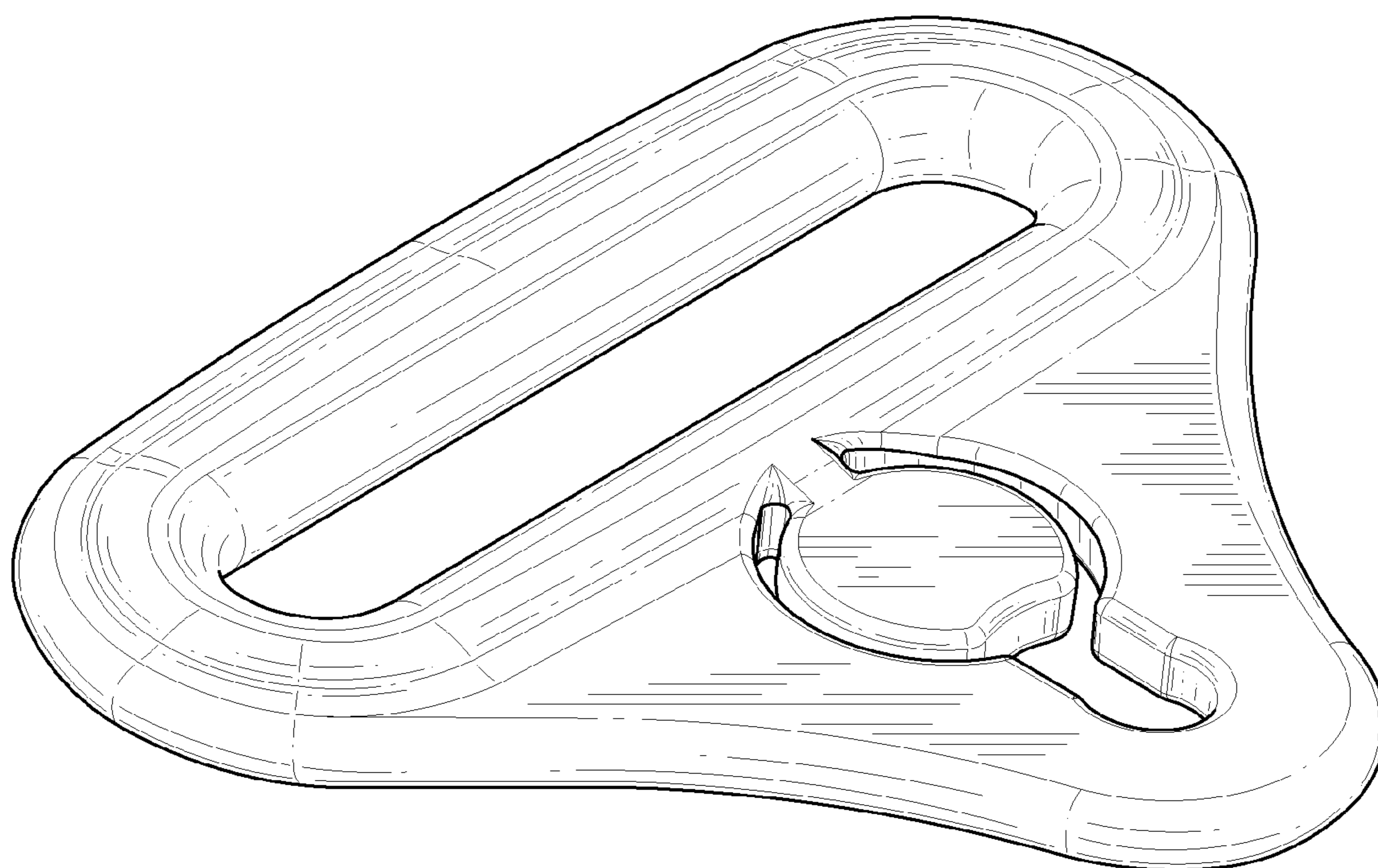


FIG. 1

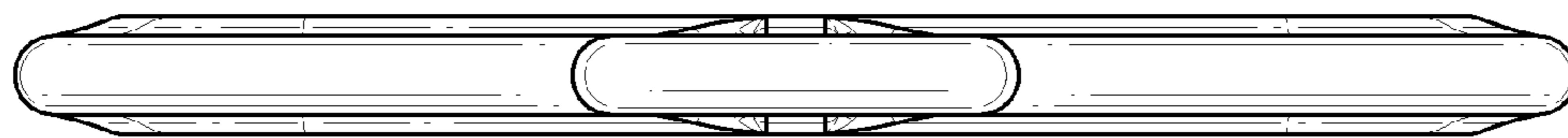


FIG. 2

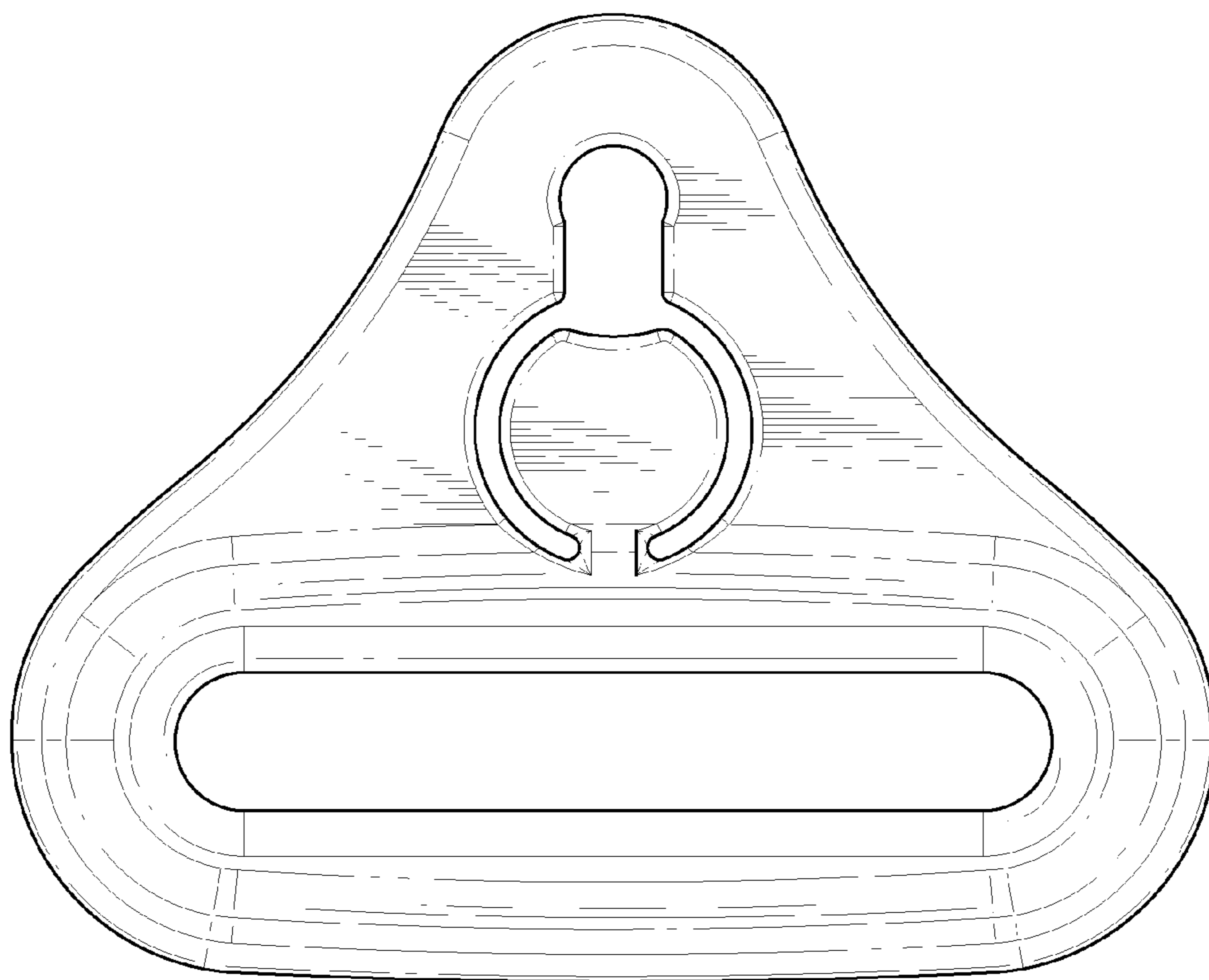


FIG. 3

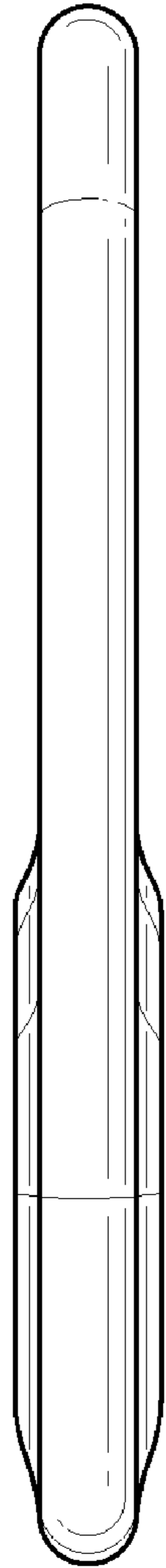


FIG. 4

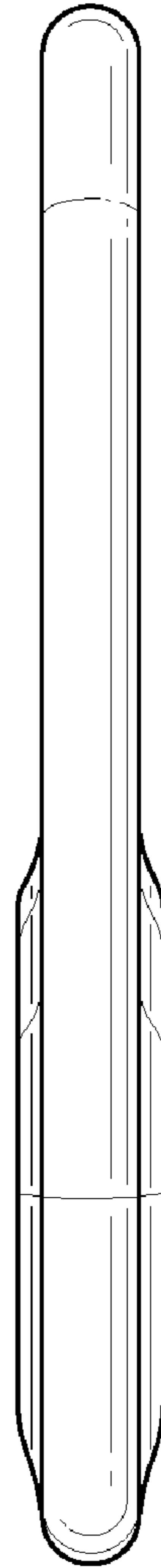


FIG. 5

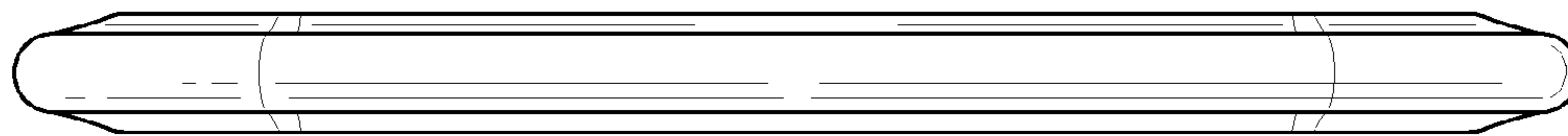


FIG. 6

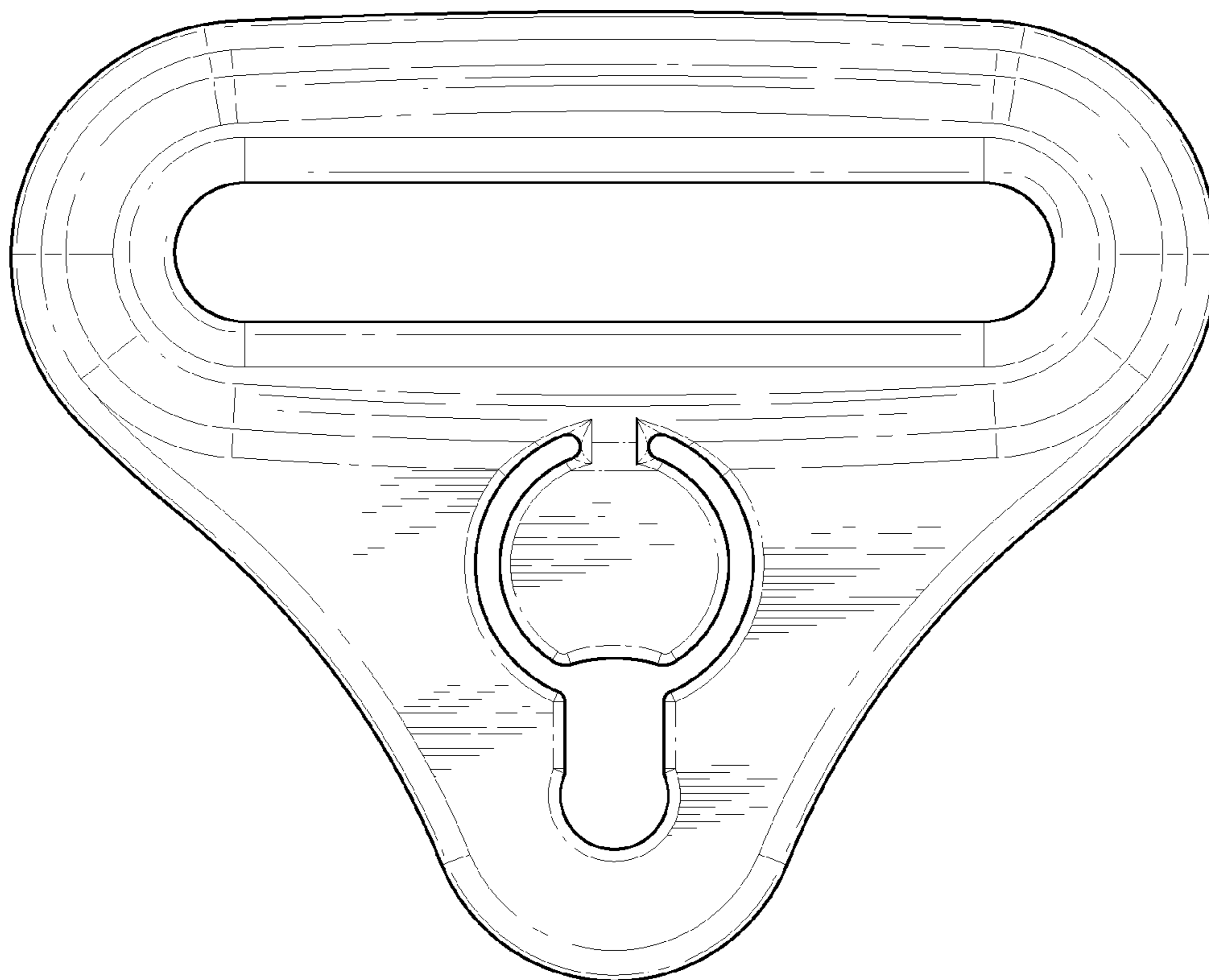


FIG. 7