



US00D637936S

(12) **United States Design Patent**  
**Modi**

(10) **Patent No.:** **US D637,936 S**

(45) **Date of Patent:** **\*\* May 17, 2011**

(54) **BRACELET**

(75) Inventor: **Nirav Modi**, New York, NY (US)

(73) Assignee: **Firestone, Inc.**, New York, NY (US)

(\*\*) Term: **14 Years**

(21) Appl. No.: **29/380,444**

(22) Filed: **Dec. 6, 2010**

(51) **LOC (9) Cl.** ..... **11-01**

(52) **U.S. Cl.** ..... **D11/3; D11/38**

(58) **Field of Classification Search** ..... D11/26-39,  
D11/67, 89-92, 3, 4, 5; 63/15, 15.1, 15.2,  
63/15.3, 15.4, 15.45, 15.5, 15.6, 15.65, 15.7,  
63/26-28

See application file for complete search history.

(56) **References Cited**

**U.S. PATENT DOCUMENTS**

|              |         |               |       |        |
|--------------|---------|---------------|-------|--------|
| D50,807 S *  | 5/1917  | Bowden et al. | ..... | D11/38 |
| D88,984 S *  | 1/1933  | Peterson      | ..... | D11/38 |
| D141,652 S * | 6/1945  | Ray-Dupuis    | ..... | D11/4  |
| D241,765 S * | 10/1976 | Newcomb       | ..... | D11/29 |
| D317,274 S * | 6/1991  | Redina        | ..... | D11/4  |
| D342,916 S * | 1/1994  | Giralt        | ..... | D11/30 |

|              |         |                |       |        |
|--------------|---------|----------------|-------|--------|
| D605,069 S * | 12/2009 | Plouchard      | ..... | D11/3  |
| D618,577 S * | 6/2010  | Takahashi      | ..... | D11/37 |
| D619,029 S * | 7/2010  | Takahashi      | ..... | D11/37 |
| D619,487 S * | 7/2010  | Graff          | ..... | D11/3  |
| D626,447 S * | 11/2010 | Maier          | ..... | D11/35 |
| D628,931 S * | 12/2010 | Maier          | ..... | D11/3  |
| D632,990 S * | 2/2011  | Grassi Damiani | ..... | D11/26 |

\* cited by examiner

*Primary Examiner* — Cathron C Brooks

*Assistant Examiner* — Melanie Levy

(74) *Attorney, Agent, or Firm* — Gottlieb, Rackman & Reisman, P.C.

(57) **CLAIM**

The ornamental design for a bracelet, as shown and described.

**DESCRIPTION**

FIG. 1 is a front perspective view showing my new design;

FIG. 2 is a left side elevational view thereof;

FIG. 3 is a top plan view thereof;

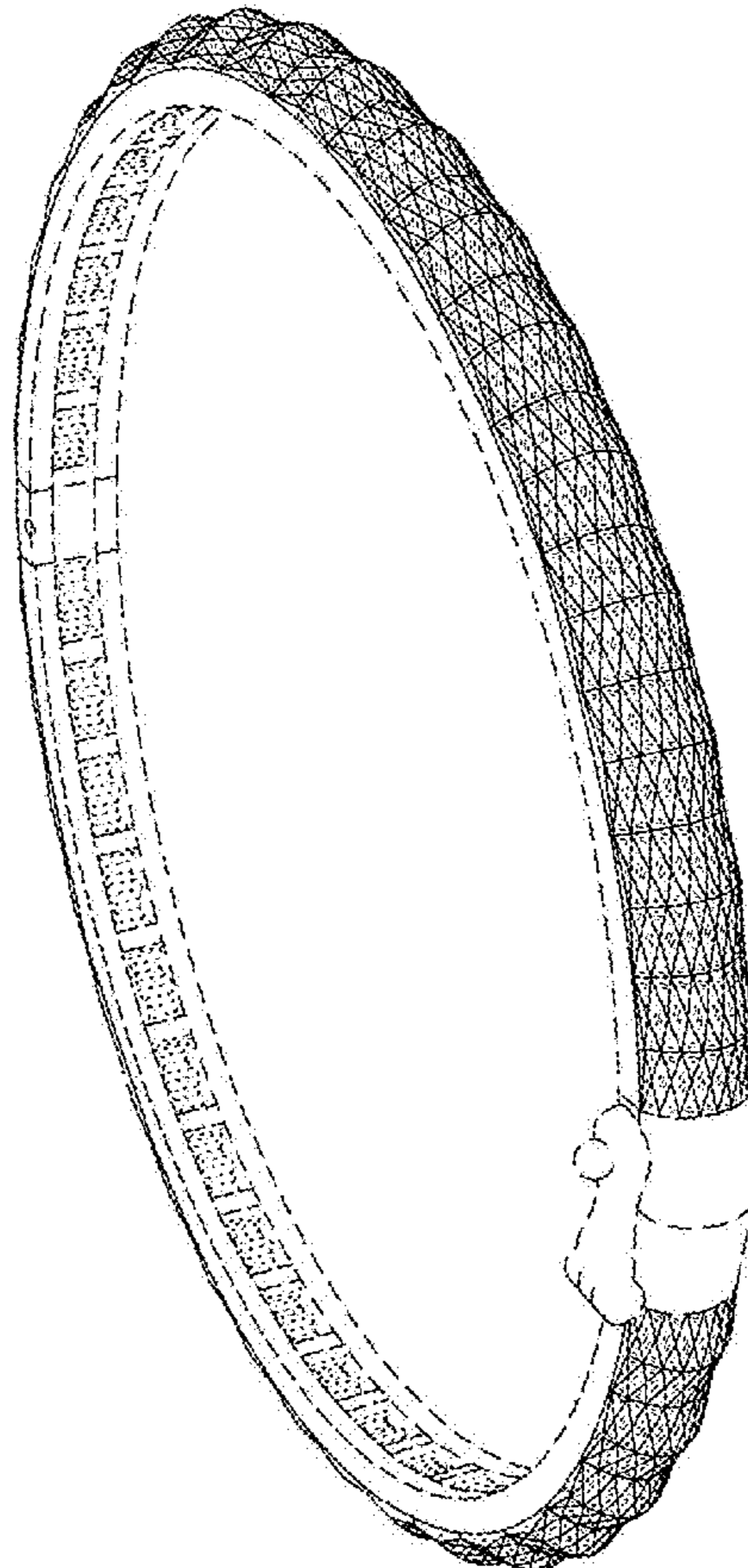
FIG. 4 is a front elevational view thereof;

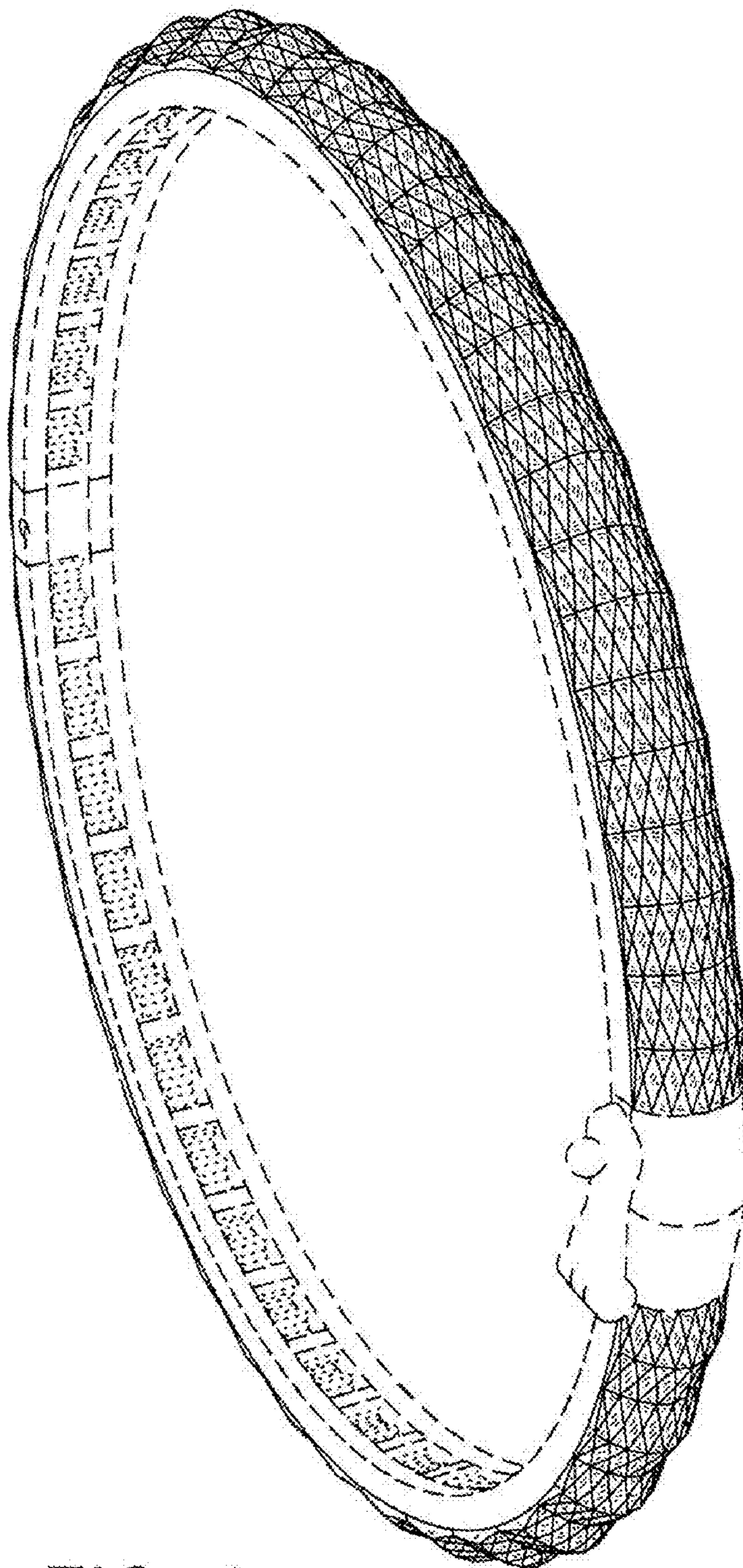
FIG. 5 is a rear elevational view thereof; and,

FIG. 6 is a right side elevational view thereof.

The broken lines shown in the drawings represent unclaimed portions of the bracelet and form no part of the claimed design.

**1 Claim, 4 Drawing Sheets**





*FIG. 1*

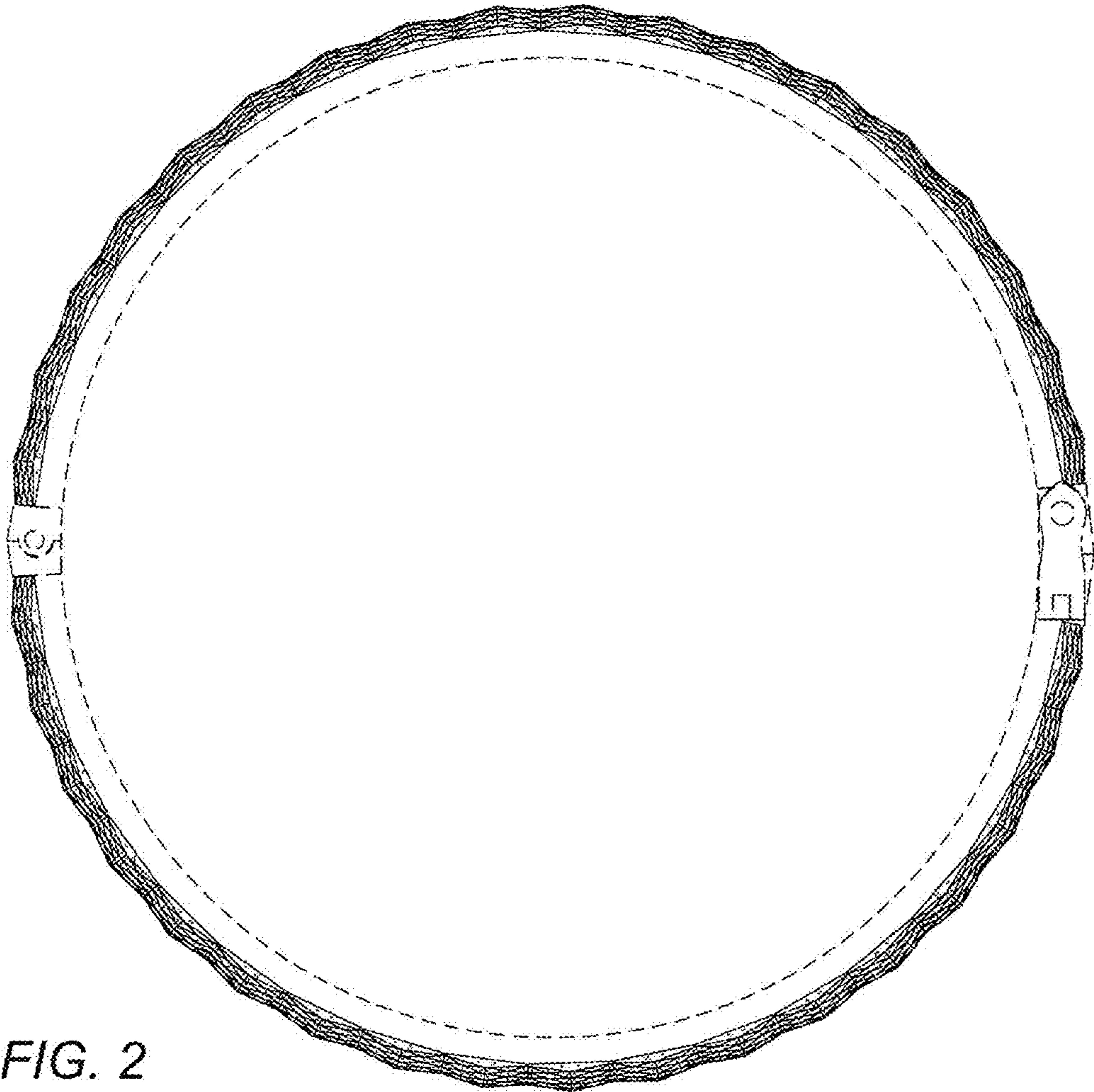


FIG. 2

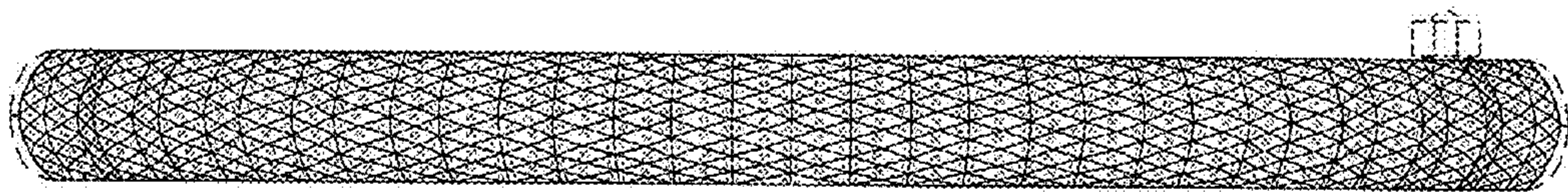


FIG. 3

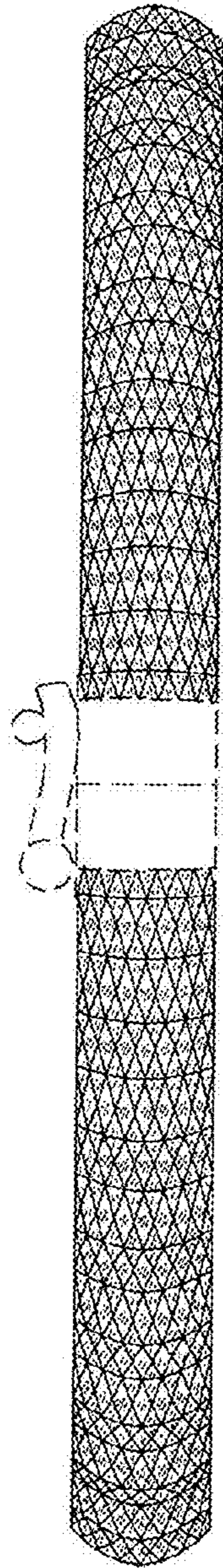


FIG. 4

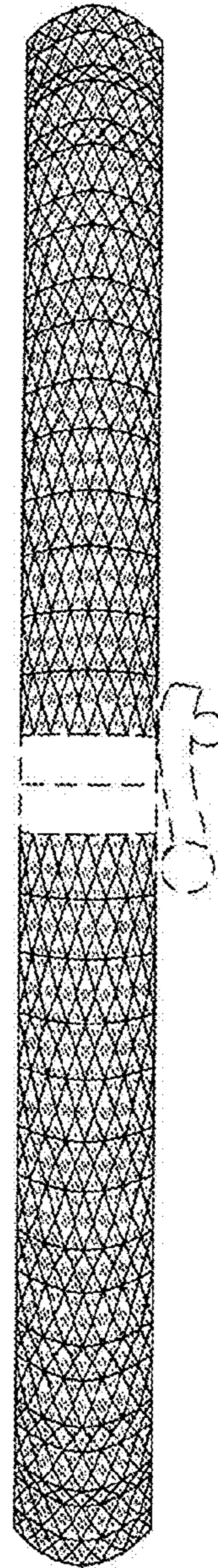


FIG. 5

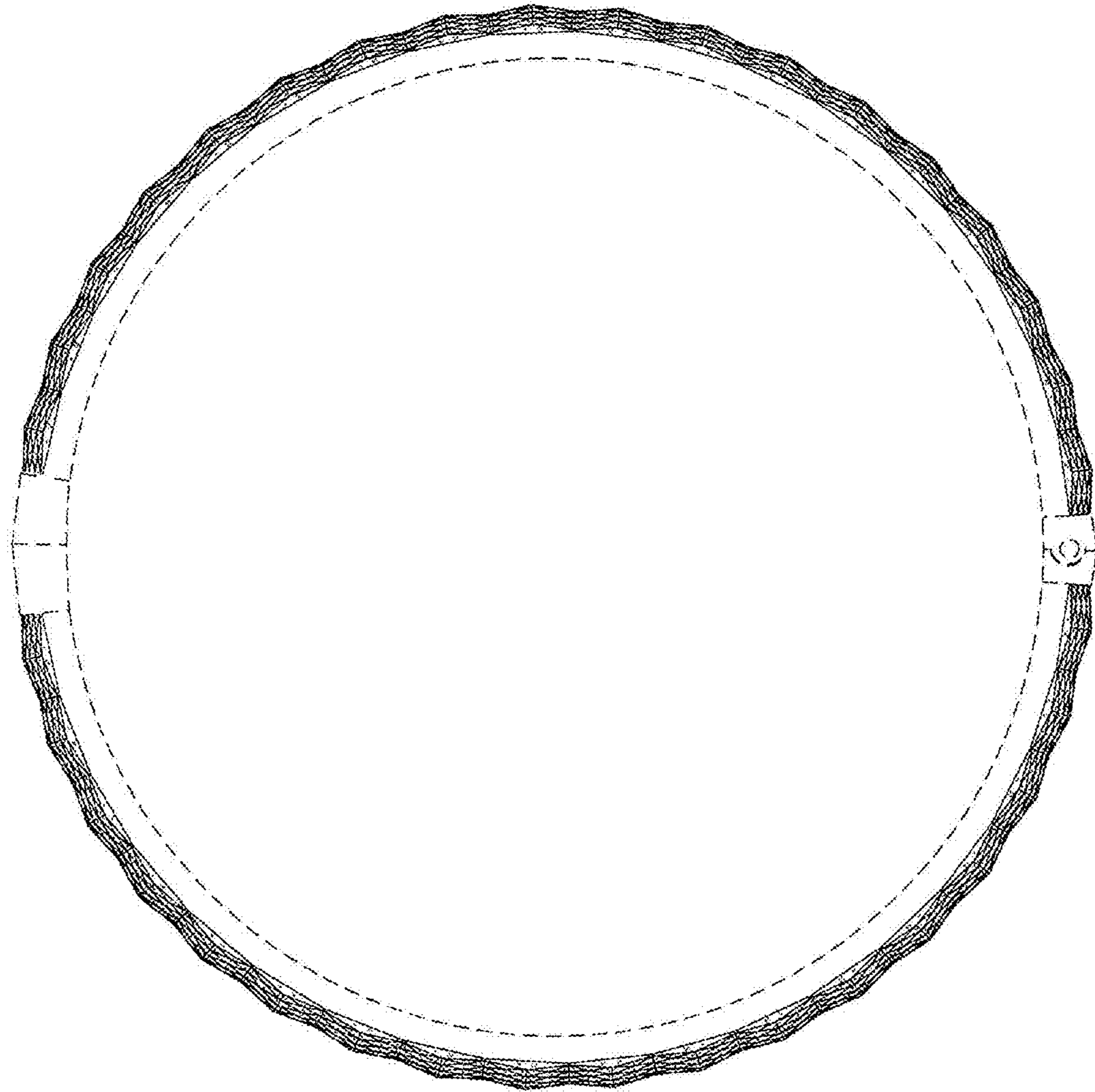


FIG. 6