



US00D637934S

(12) **United States Design Patent** (10) **Patent No.:** **US D637,934 S**
Shin (45) **Date of Patent:** **** *May 17, 2011**

- (54) **LOW PROFILE LIGHT BAR FOR EMERGENCY VEHICLES**
- (76) Inventor: **David D Shin**, Paramount, CA (US)
- (*) Notice: This patent is subject to a terminal disclaimer.
- (**) Term: **14 Years**
- (21) Appl. No.: **29/351,767**
- (22) Filed: **Dec. 10, 2009**
- (51) **LOC (9) Cl.** **10-05**
- (52) **U.S. Cl.** **D10/114.4**
- (58) **Field of Classification Search** D10/114;
D26/72, 85; 362/540-549
See application file for complete search history.

6,788,217	B2	9/2004	Pederson	
6,789,930	B2	9/2004	Pederson	
6,814,459	B2	11/2004	Pederson	
6,822,578	B2	11/2004	Pederson	
D499,976	S *	12/2004	Neufeglise et al.	D10/114
7,033,036	B2	4/2006	Pederson	
7,394,398	B2	7/2008	Pederson	
D585,316	S *	1/2009	Jalala	D10/114
2009/0116257	A1 *	5/2009	Rosemeyer et al.	362/493

* cited by examiner

Primary Examiner — Caron Veynar
Assistant Examiner — George D Kirschbaum
 (74) *Attorney, Agent, or Firm* — Kirk A. Buhler; Buhler & Associates

(57) **CLAIM**
 The ornamental design for a low profile light bar for emergency vehicles, as shown and described.

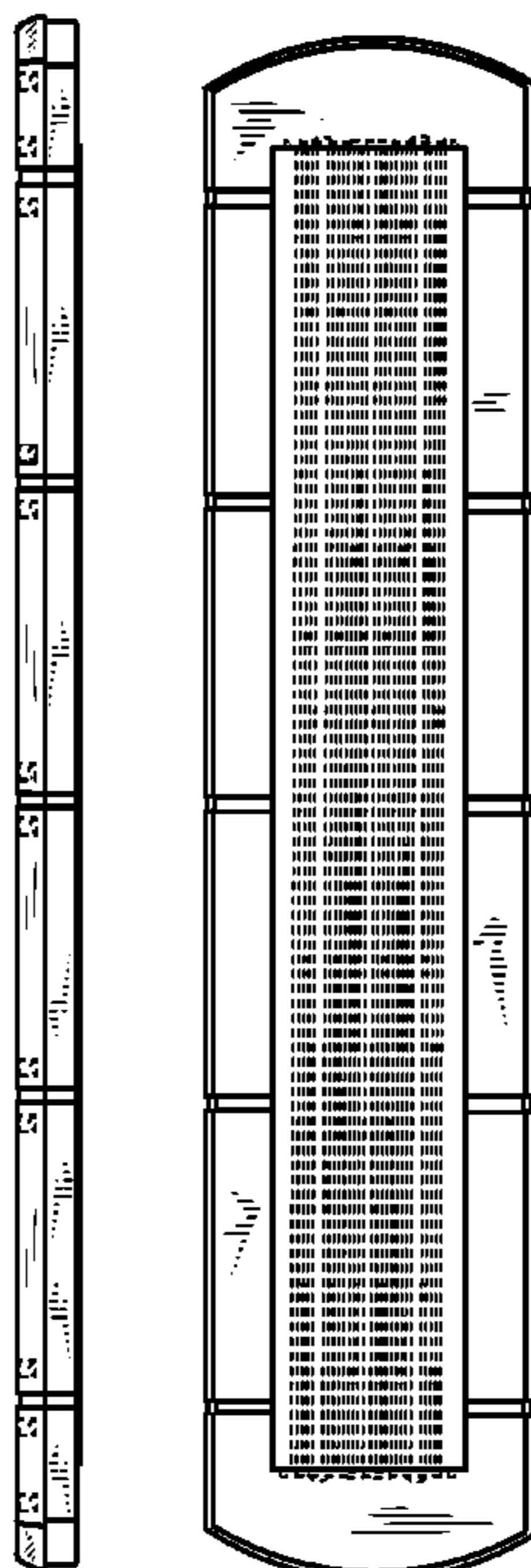
(56) **References Cited**
 U.S. PATENT DOCUMENTS

2,814,029	A	11/1957	McRea	
3,278,741	A	10/1966	Wood	
D249,250	S	9/1978	Peirisj, Jr.	
4,357,595	A	11/1982	Gosswiller	
D274,001	S	5/1984	Sailers	
4,620,268	A	10/1986	Ferenc	
4,937,711	A	6/1990	Shuen	
4,956,753	A	9/1990	Renfrew	
D324,921	S	3/1992	Stanuch et al.	
D355,142	S	2/1995	Wagner	
D400,675	S	11/1998	Sopko	
D419,249	S	1/2000	Ford et al.	
D432,444	S *	10/2000	Sasaki et al.	D10/114
D442,106	S	5/2001	Stein et al.	
6,461,008	B1	10/2002	Pederson	
D476,253	S *	6/2003	Stein et al.	D10/114
6,590,502	B1	7/2003	Pederson	
6,623,151	B2	9/2003	Pederson	

DESCRIPTION

FIG. 1 is a top view for a low profile light bar for emergency vehicles showing my new design;
 FIG. 2 is a left view thereof;
 FIG. 3 is a front view thereof;
 FIG. 4 is a back view thereof;
 FIG. 5 is a right view thereof;
 FIG. 6 is a left view thereof;
 FIG. 7 is an isometric view thereof, and,
 FIG. 8 is a view of the low profile light bar for emergency vehicles mounted on the roof of vehicle.
 The broken lines in FIGS. 1, 2, 4, 7 and 8 represents depict environmental subject matter only and form no part of the claimed design.

1 Claim, 4 Drawing Sheets



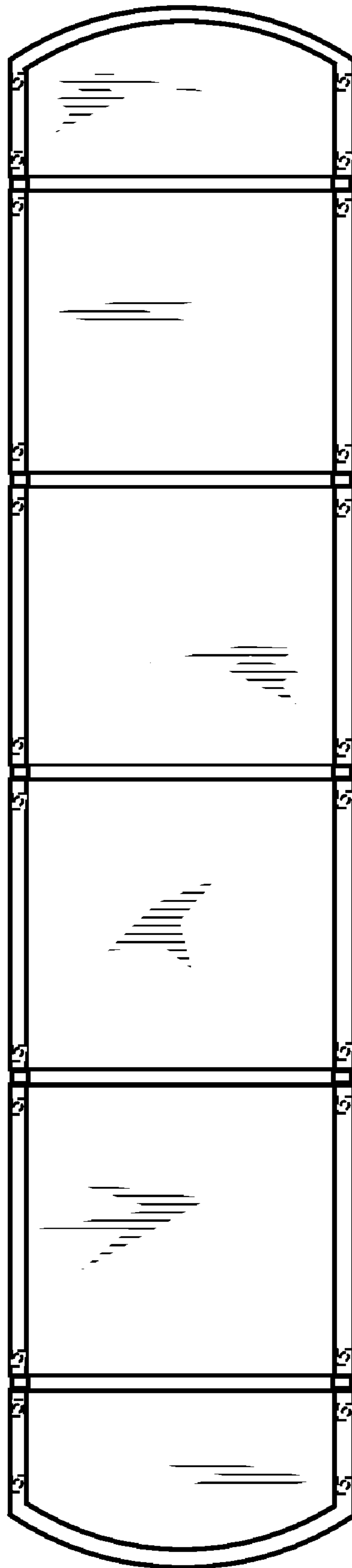


FIG. 1

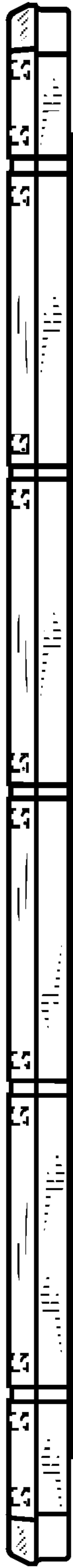


FIG. 2

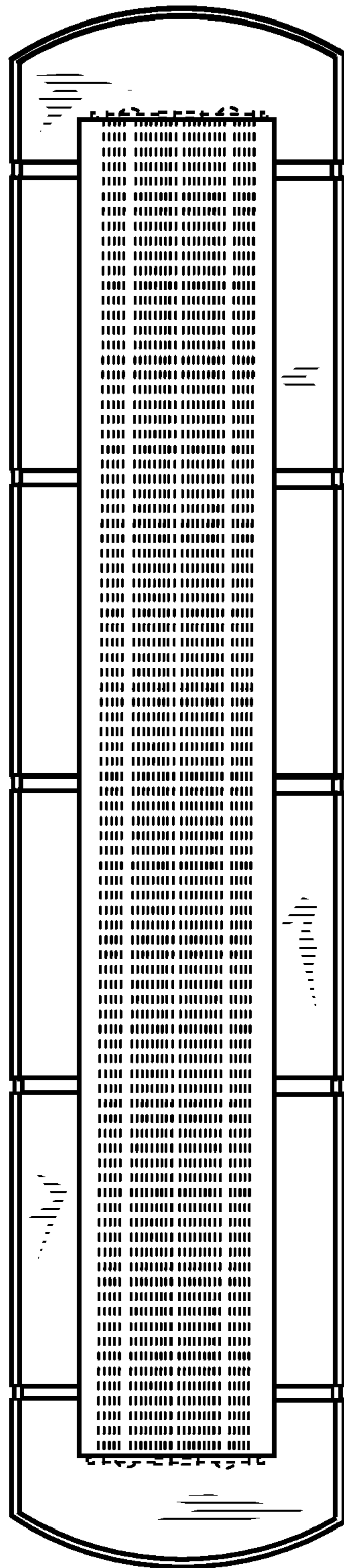


FIG. 3

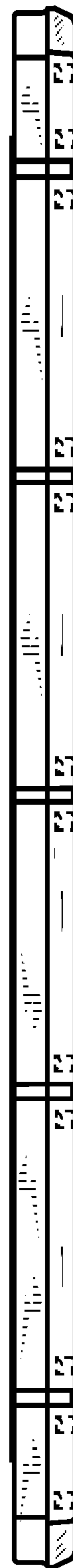


FIG. 4



FIG. 5



FIG. 6

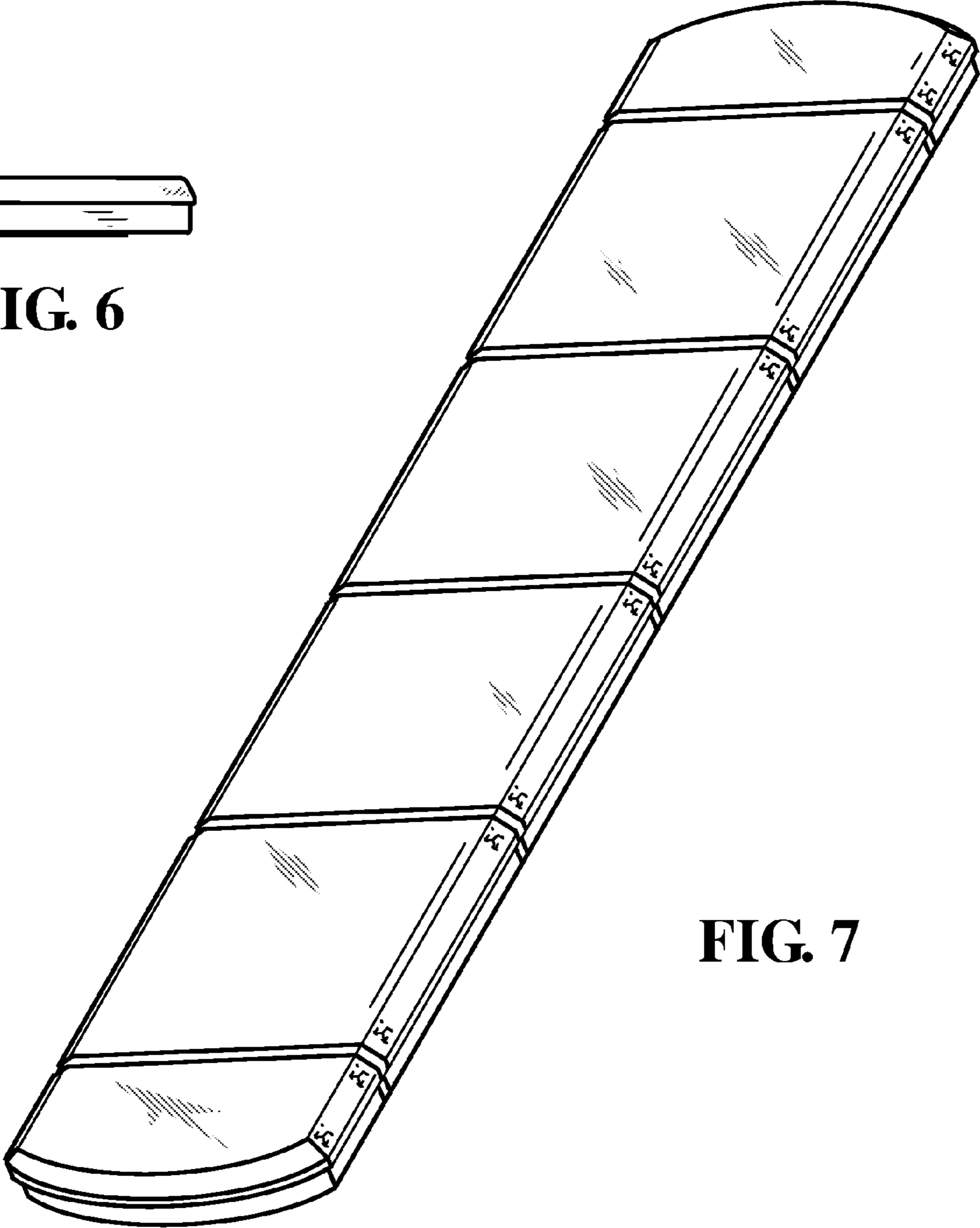


FIG. 7

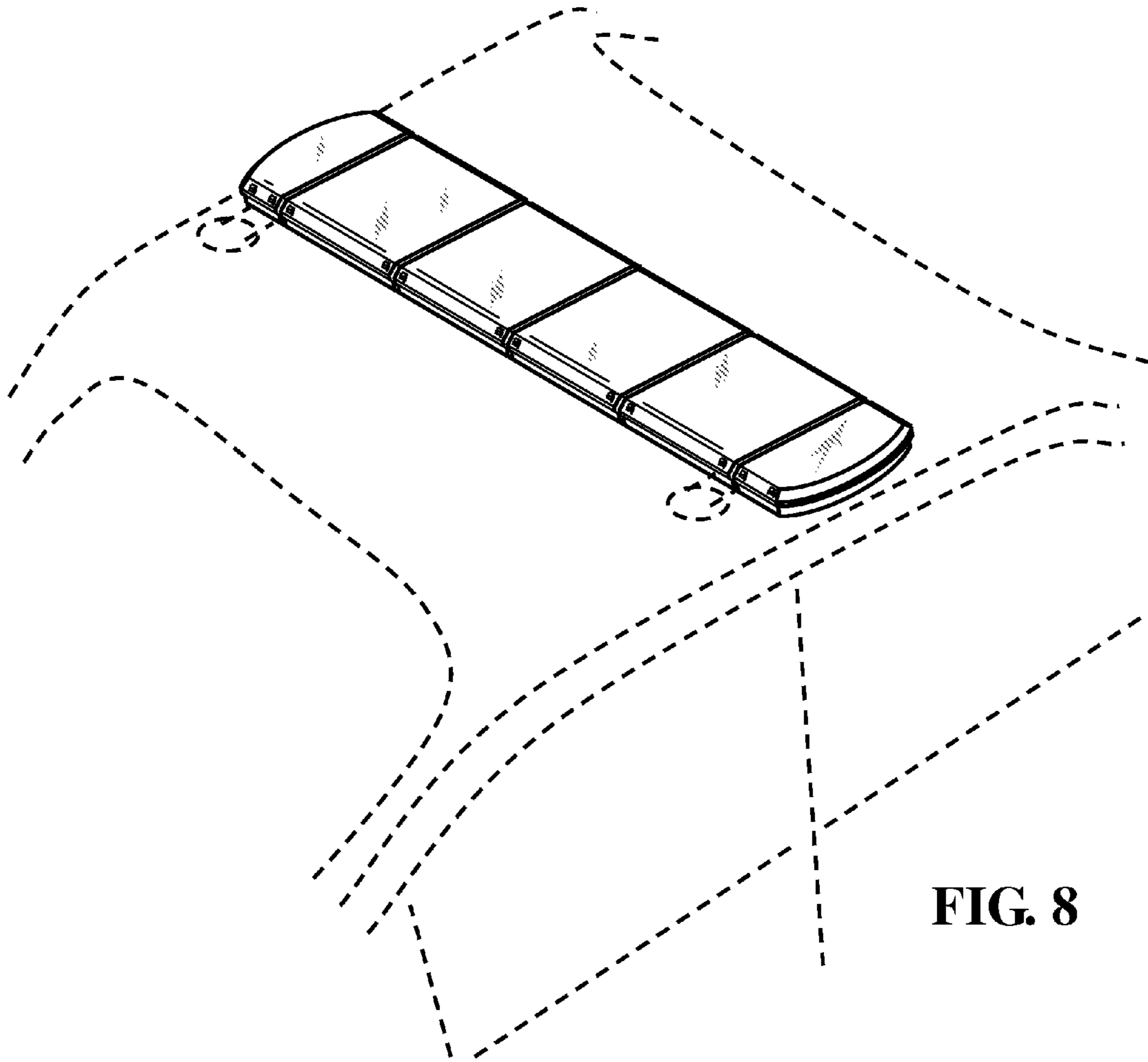


FIG. 8