

US00D637933S

(12) **United States Design Patent**
Macey

(10) **Patent No.:** **US D637,933 S**

(45) **Date of Patent:** **** *May 17, 2011**

(54) **EXTENSION FOR MARKING AND
DETECTING AN UNDERGROUND UTILITY**

(75) Inventor: **Martin W. Macey**, Draper, UT (US)

(73) Assignee: **Infinity Times Infinity, LLC**, Holladay,
UT (US)

(*) Notice: This patent is subject to a terminal dis-
claimer.

(**) Term: **14 Years**

(21) Appl. No.: **29/342,683**

(22) Filed: **Aug. 28, 2009**

(51) **LOC (9) Cl.** **10-05**

(52) **U.S. Cl.** **D10/109**

(58) **Field of Classification Search** D10/109;
116/211, 209, 234, 63 R, 63 P, 63 C, 63 T;
404/9-16; D25/132

See application file for complete search history.

(56) **References Cited**

U.S. PATENT DOCUMENTS

3,091,997	A *	6/1963	Byrd	404/10
3,913,518	A *	10/1975	Kaplan	116/63 C
4,779,955	A *	10/1988	Schmanski	359/552
D387,438	S *	12/1997	Mudryk et al.	D25/132
5,879,103	A *	3/1999	Baillie	404/9
6,095,081	A *	8/2000	Gochenour	116/209
6,182,600	B1 *	2/2001	Brown et al.	116/63 C
D445,054	S *	7/2001	Despino et al.	D10/113
6,286,450	B1 *	9/2001	Murrin et al.	116/209

6,321,679	B1 *	11/2001	Murrin et al.	116/209
D456,294	S *	4/2002	McDonald et al.	D10/109
6,823,814	B2 *	11/2004	Bukky	116/209
2005/0036833	A1 *	2/2005	Hotchkin	404/10
2009/0039328	A1 *	2/2009	Davidson	256/66
2010/0077954	A1 *	4/2010	Eigel	116/209

* cited by examiner

Primary Examiner — Caron Veynar

Assistant Examiner — George D Kirschbaum

(74) *Attorney, Agent, or Firm* — Kirton & McConkie; Evan
R. Witt

(57) **CLAIM**

The ornamental design for an extension for marking and
detecting an underground utility, as shown and described.

DESCRIPTION

FIG. 1 is a top, side, and front perspective view of the exten-
sion for marking and detecting an underground utility, the
view being broken away to show that the extension may be of
any length.

FIG. 2 is a top view thereof.

FIG. 3 is a bottom view thereof.

FIG. 4 is a front view thereof.

FIG. 5 is a left side view thereof, the right side view being a
mirror image thereof.

FIG. 6 is a rear view thereof; and,

FIG. 7 is an alternate top, side, and front perspective view
thereof.

In the drawings, the broken line showing of a riser depicts
environmental subject matter and forms no part of the claim.

1 Claim, 6 Drawing Sheets

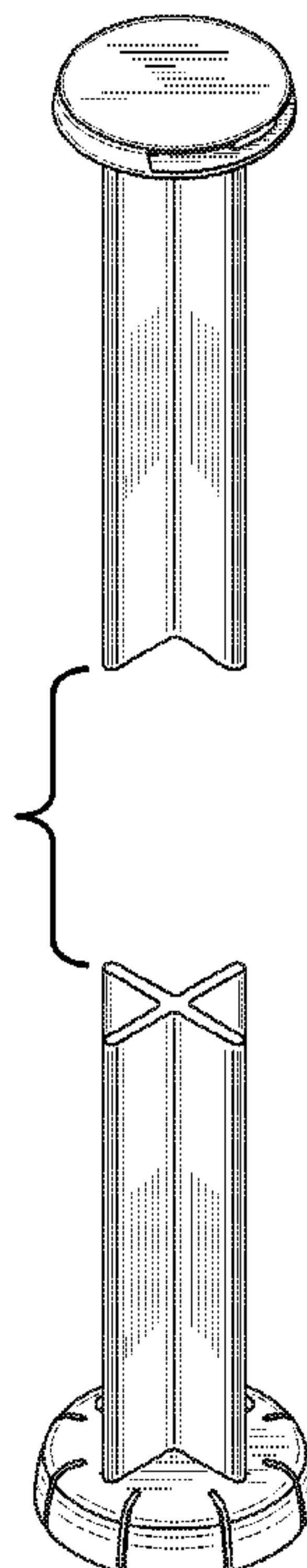


FIG. 1

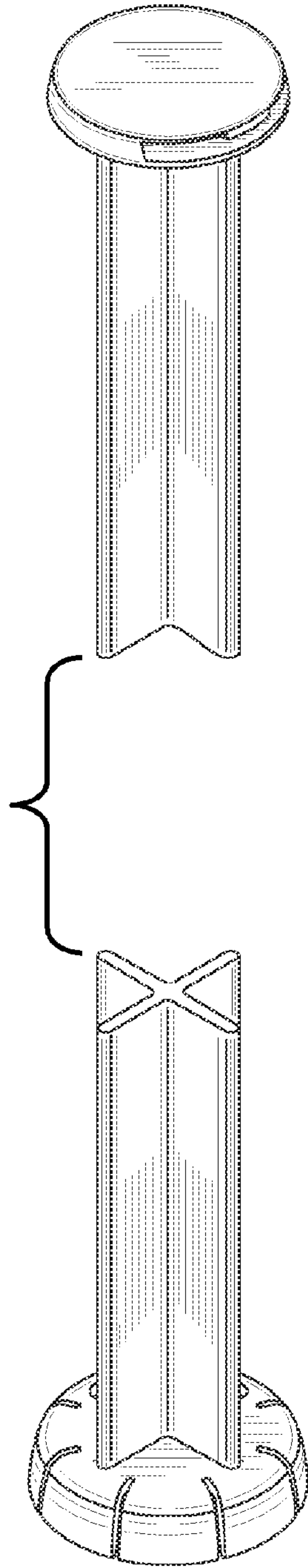


FIG. 2

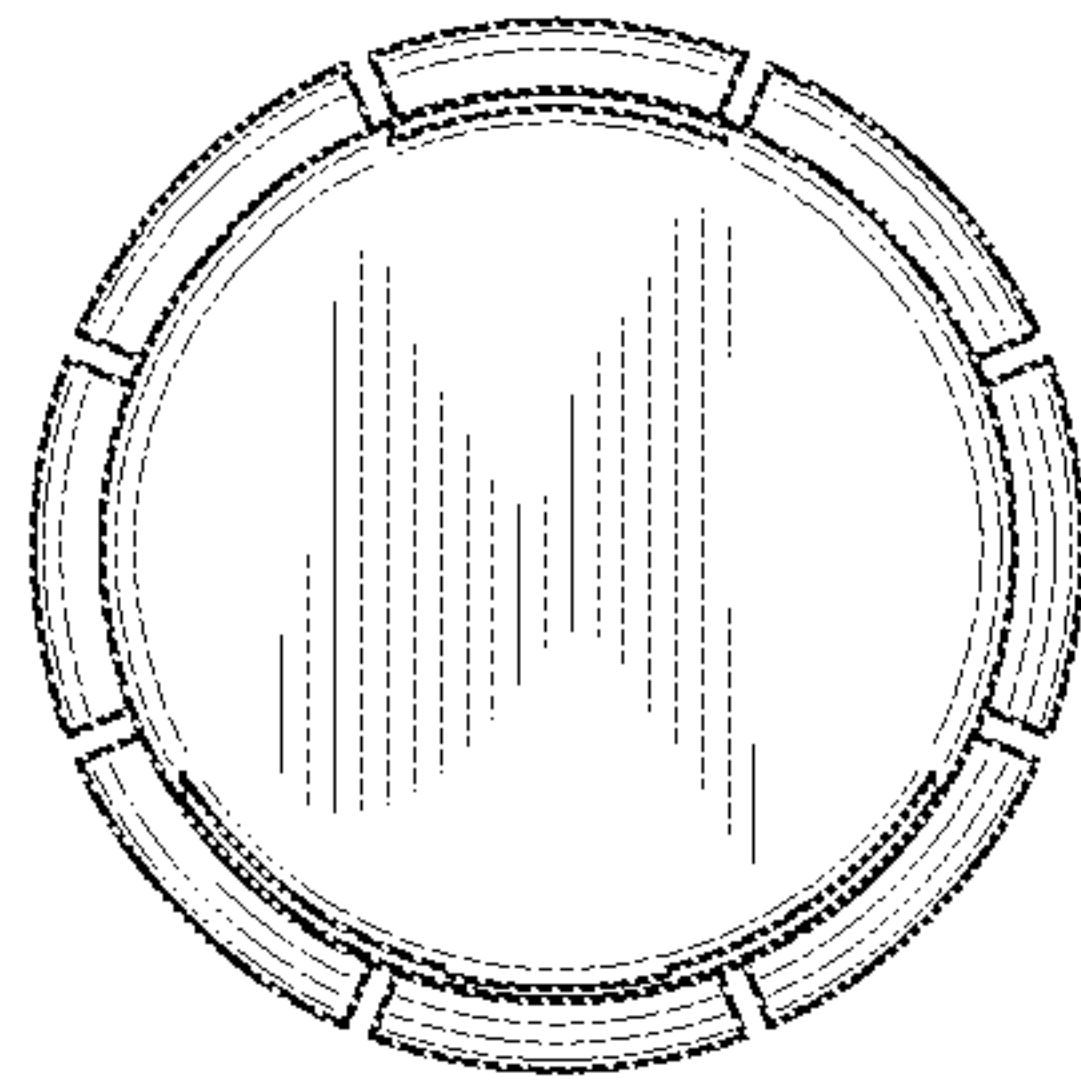


FIG. 3

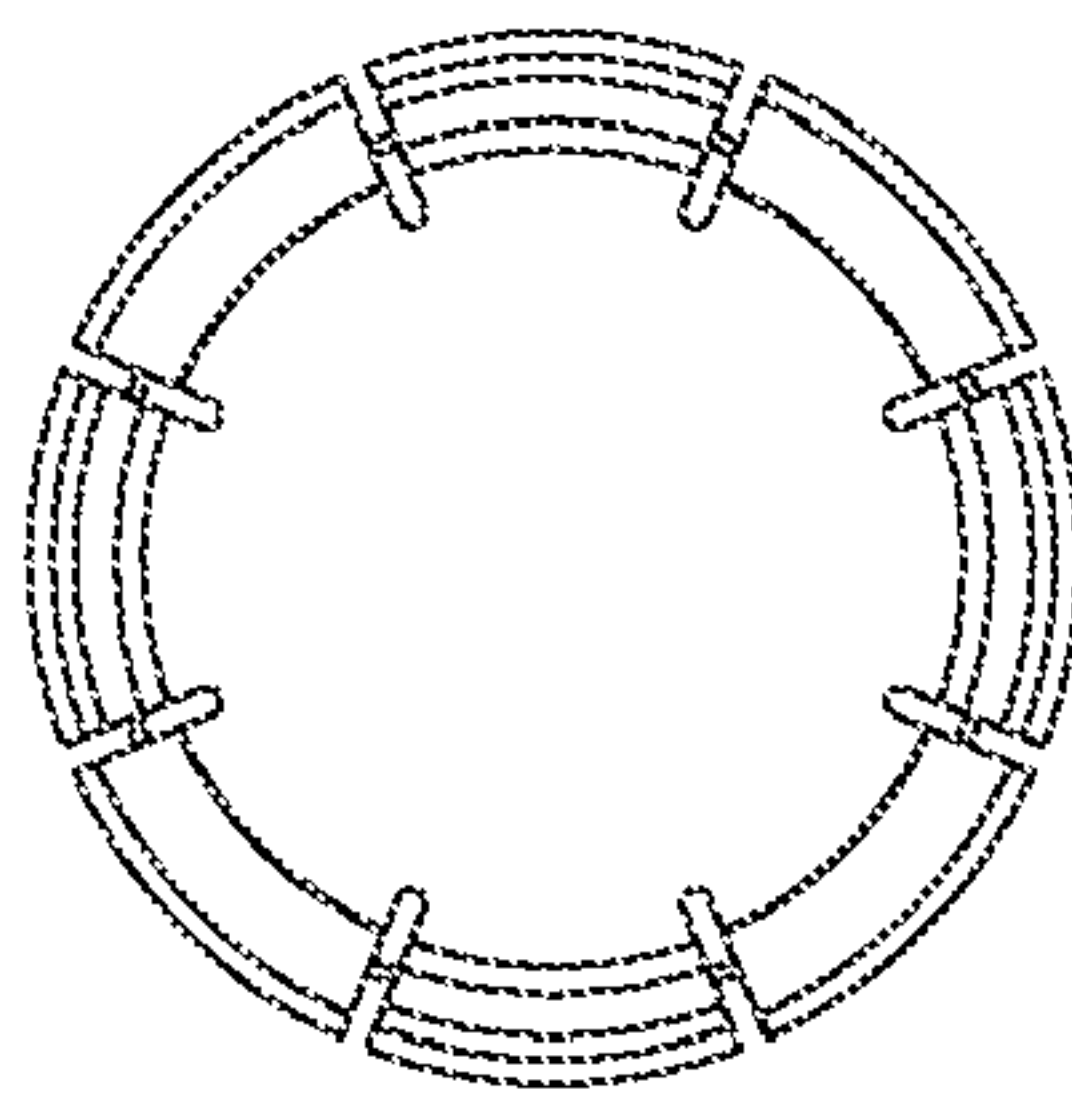


FIG. 4

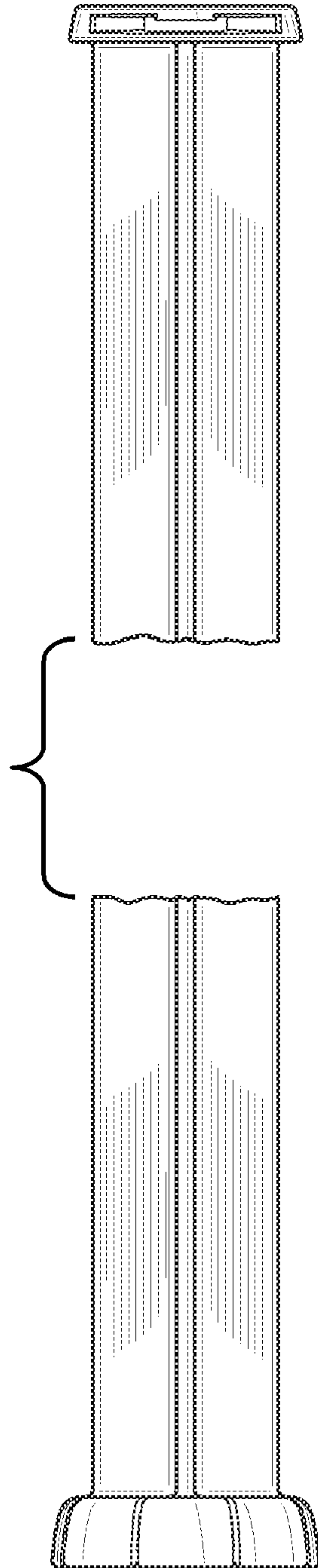


FIG. 5

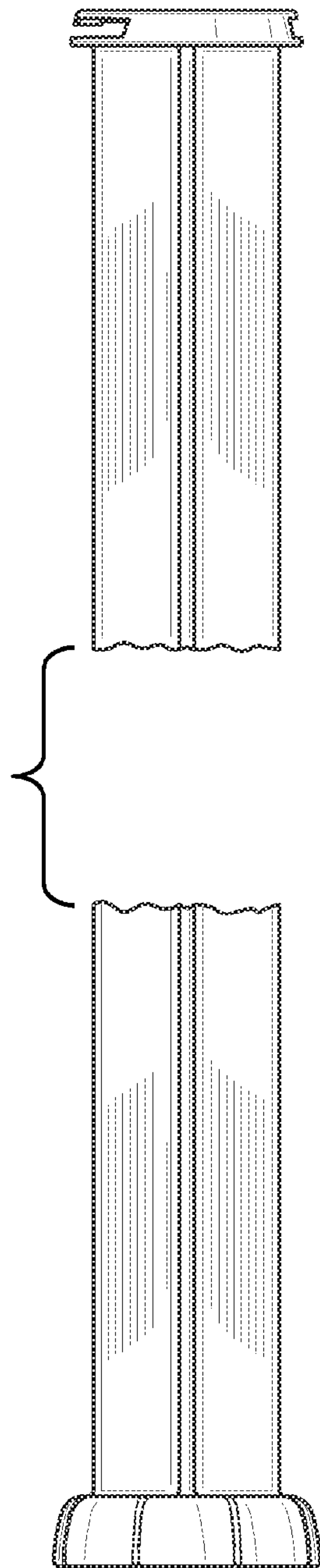


FIG. 6

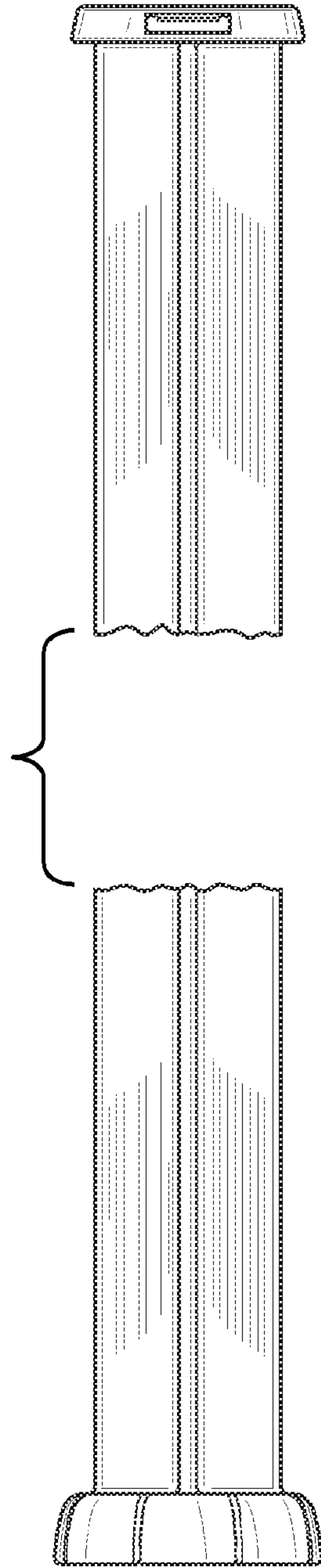


FIG. 7

