



US00D637925S

(12) **United States Design Patent**
Groover et al.

(10) **Patent No.:** **US D637,925 S**

(45) **Date of Patent:** **** May 17, 2011**

(54) **MEASURE BY COLOR RULER**

6,237,243 B1 5/2001 Cook
D510,041 S 9/2005 Mitchell
7,076,881 B1 7/2006 Perry

(76) Inventors: **Gretchen E. Groover**, Veedersburg, IN
(US); **Joseph Groover**, Veedersburg, IN
(US)

* cited by examiner

Primary Examiner — Antoine D Davis

(**) Term: **14 Years**

(57) **CLAIM**

The ornamental design for a measure by color ruler, as shown and described.

(21) Appl. No.: **29/359,794**

DESCRIPTION

(22) Filed: **Apr. 15, 2010**

(51) **LOC (9) Cl.** **10-04**

(52) **U.S. Cl.** **D10/71**

(58) **Field of Classification Search** D10/71,
D10/74; 33/483-494

See application file for complete search history.

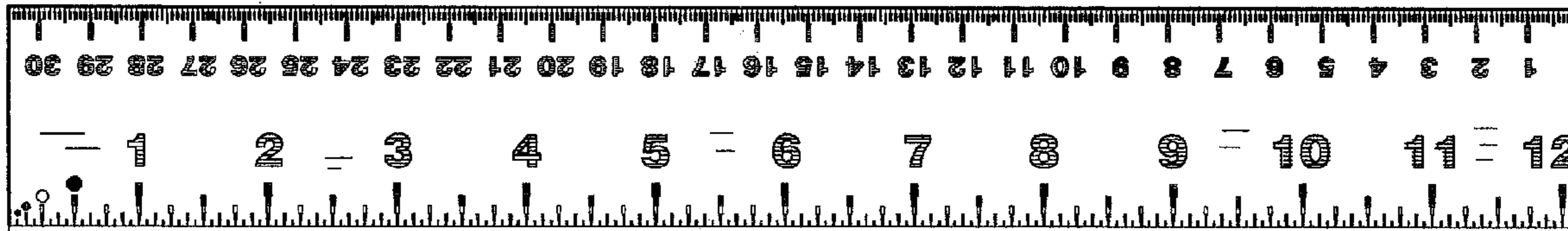
FIG. 1 is a front view of a measure by color ruler showing my new design;
FIG. 2 is a back view thereof;
FIG. 3 is a side view (opposite side view is mirror image) thereof;
FIG. 4 is a top view thereof;
FIG. 5 is a bottom view thereof;
FIG. 6 is an enlarged view showing a left portion of FIG. 1 view thereof;
FIG. 7 is an enlarged view showing a left portion of FIG. 2 view thereof; and,
FIG. 8 is another enlarged view showing a right portion of FIG. 2 view thereof.

(56) **References Cited**

U.S. PATENT DOCUMENTS

1,631,731 A * 6/1927 Johnson D10/71
4,614,042 A 9/1986 Maurer
4,700,491 A 10/1987 Rhea, Jr.
5,746,001 A 5/1998 Fisher

1 Claim, 5 Drawing Sheets



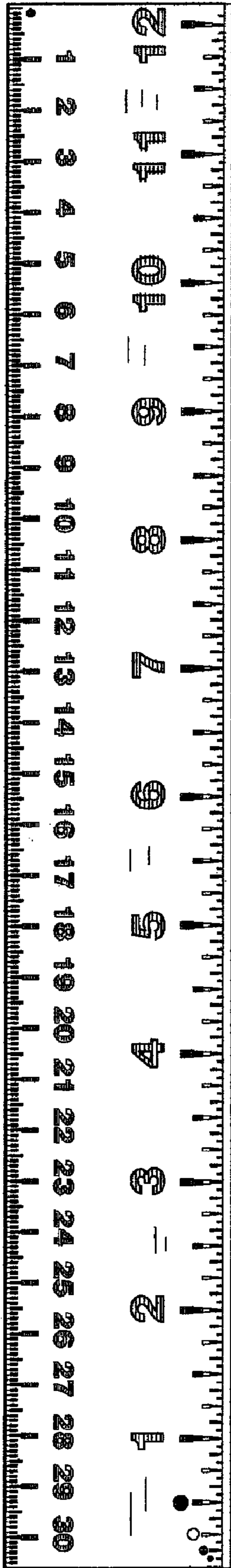


FIG. 1




FIG. 2




FIG. 3



FIG. 4



FIG. 5

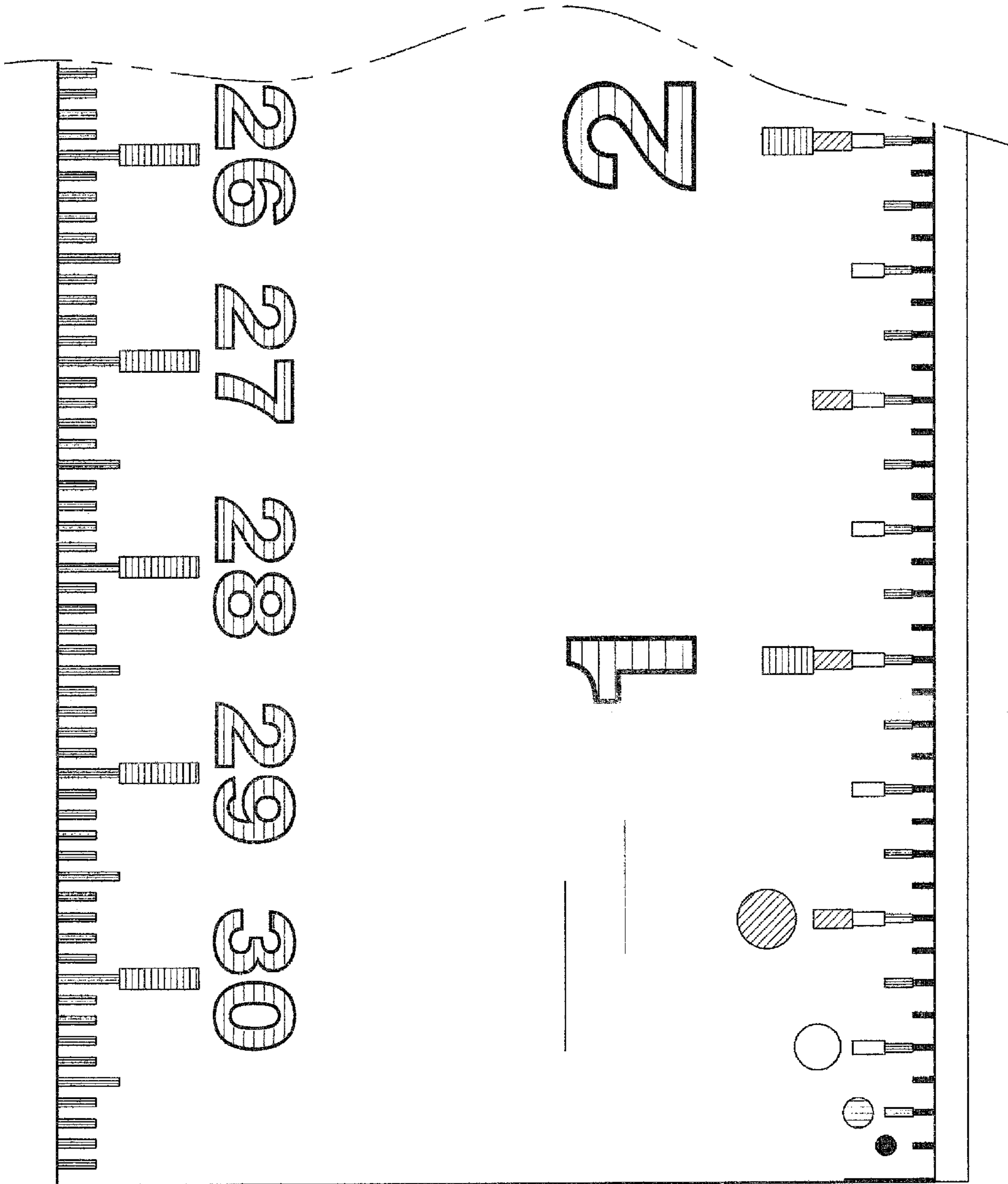


FIG. 6

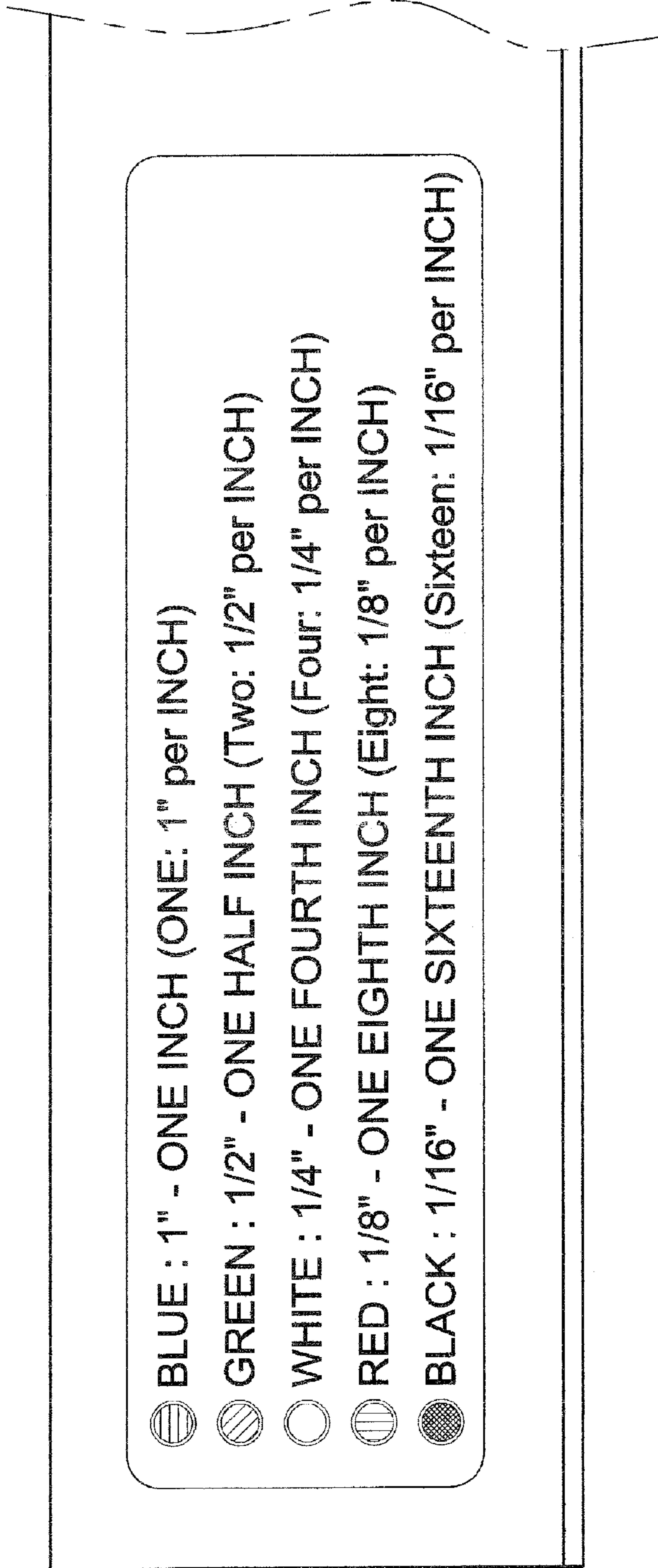


FIG. 7

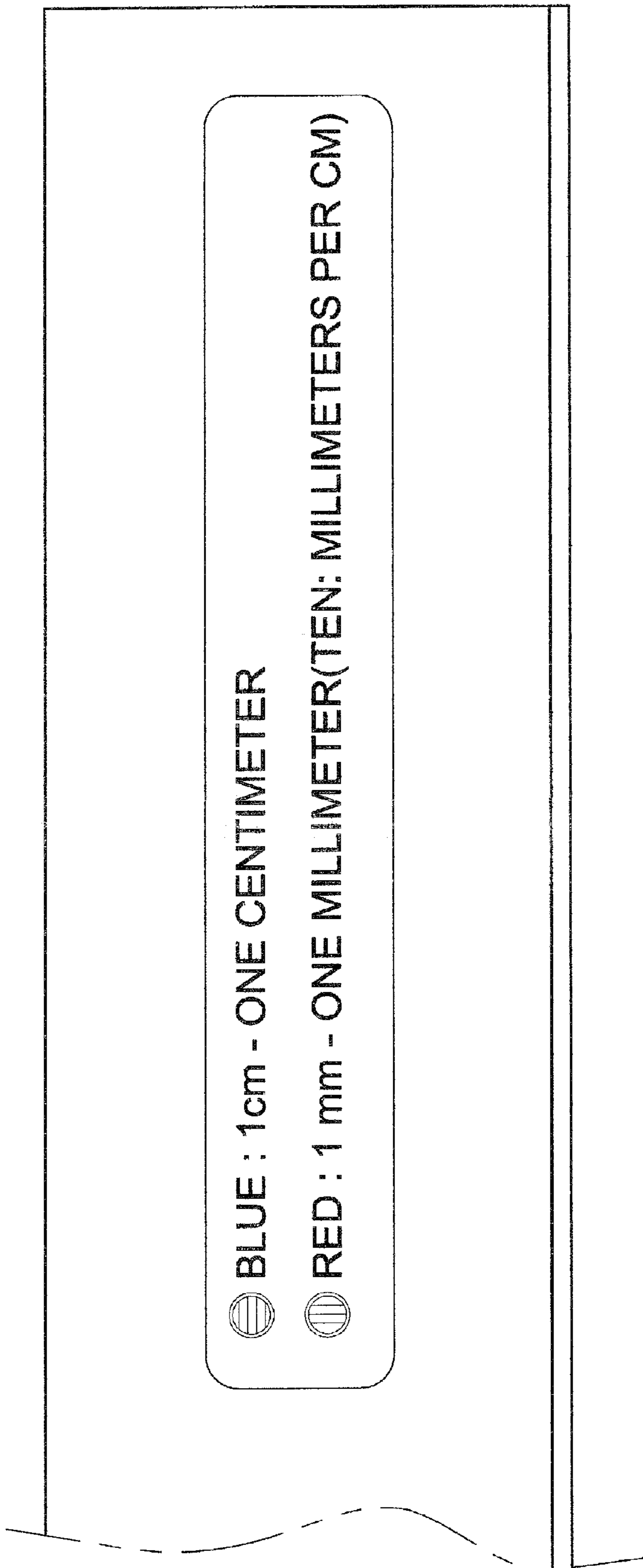


FIG. 8